



WELLS FARGO CHAMPIONSHIP

2024 Media Guide

MAY 6-12, 2024
QUAIL HOLLOW CLUB
CHARLOTTE, NC

Wyndham Clark
2023 Champion



Table of Contents

2024 Media Facts	3
Past Champions.....	4
Tournament Notes.....	5
Quail Hollow Club	6
Quail Hollow Club Memorable Moments	8
Interview with 2023 Champion Wyndham Clark	12
Tournament History	16
Tournament Records.....	17
The Green Mile.....	25
Individual Player Results	33
Course Statistics 2023	80
Round-By-Round Results	81
2003 Championship Summary.....	83
2004 Championship Summary.....	84
2005 Championship Summary.....	85
2006 Championship Summary.....	86
2007 Championship Summary.....	87
2008 Championship Summary.....	88
2009 Championship Summary.....	89
2010 Championship Summary.....	90
2011 Championship Summary.....	91
2012 Championship Summary.....	92
2013 Championship Summary.....	93
2014 Championship Summary.....	94
2015 Championship Summary.....	95
2016 Championship Summary.....	96
2017 Championship Summary.....	97
2018 Championship Summary.....	98
2019 Championship Summary.....	99
2021 Championship Summary.....	100
2022 Championship Summary.....	101
2023 Championship Summary.....	102
Wells Fargo Championship Course Map	103
2024 PGA TOUR Schedule.....	104



WELLS FARGO

ROBY MCILROY

PL	NAME	SCORE	PAR
1	MCILROY	-11	17
2	ANDER	-9	16
TO	HOLLAND	-9	17
TO	MITCHELL	-8	22
6	WOODLAND	-7	21

2:30 PM FOR BOSEY



2024 Media Facts

Event: Wells Fargo Championship

Date: May 6-12, 2024

Site: Quail Hollow Club
3700 Gleneagles Road
Charlotte, NC

Par/Yardage: Par 71 / Yards: 7,558

Purse: \$20 million, 1st Place \$3,600,000

Past Champions:	2003	David Toms*	2014	J.B. Holmes
	2004	Joey Sindelar	2015	Rory McIlroy*
	2005	Vijay Singh*	2016	James Hahn
	2006	Jim Furyk*	2017	Brian Harman*
	2007	Tiger Woods*	2018	Jason Day*
	2008	Anthony Kim	2019	Max Homa
	2009	Sean O'Hair	2020	Cancelled due to COVID-19
	2010	Rory McIlroy*	2021	Rory McIlroy (3)*
	2011	Lucas Glover*	2022	Max Homa (2)
	2012	Rickie Fowler	2023	Wyndham Clark*
	2013	Derek Ernst		

* Denotes Major Championship winner (total of 26 major titles)

Format: 72 holes of stroke play; Field will be approximately 70 players. There will be no cut.

Charitable Proceeds: Since 2003, the Wells Fargo Championship has raised over \$30 million for charity causes as well as awareness for numerous local non-profit organizations.

Economic Impact: Estimated to be \$75 million annually.

TV: The Wells Fargo Championship will be broadcast (17 hours total) to a national and international audience. The broadcast and scenes from the Charlotte area will be available to over 1 billion potential households in 32 languages, across 225 countries and territories outside of the U.S. via international TV partners. HD coverage of PGA TOUR events such as the Wells Fargo Championship will be available internationally on 35 channels across Europe, Africa, the Middle East, Asia, Australasia, Latin America and Canada.

Tournament Social
Website: WellsFargoChampionship.com
Twitter: @WellsFargoGolf
Instagram: @WellsFargoGolf
Facebook: Wells Fargo Championship

Past Champions



2003 CHAMPION
DAVID TOMS




2004 CHAMPION
JOEY SINDELAR



2005 CHAMPION
VIJAY SINGH



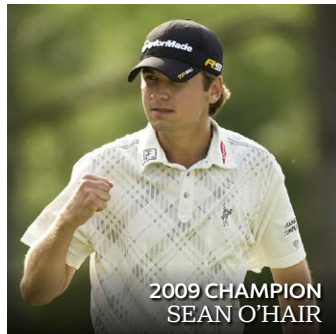
2006 CHAMPION
JIM FURYK



2007 CHAMPION
TIGER WOODS



2008 CHAMPION
ANTHONY KIM




2009 CHAMPION
SEAN O'HAIR



2010 CHAMPION
RORY MCILROY



2011 CHAMPION
LUCAS GLOVER



2012 CHAMPION
RICKIE FOWLER



2013 CHAMPION
DEREK ERNST



2014 CHAMPION
JB HOLMES



2015 CHAMPION
RORY MCILROY




2016 CHAMPION
JAMES HAHN



2017 CHAMPION
BRIAN HARMAN



2018 CHAMPION
JASON DAY



2019 CHAMPION
MAX HOMA



2021 CHAMPION
RORY MCILROY



2022 CHAMPION
MAX HOMA




2023 CHAMPION
WYNDHAM CLARK

Tournament Notes

- There have been six playoffs in the tournament's 19-year history. The only player to birdie the 18th hole to win a playoff was Rickie Fowler in 2012. All others were won with par.
- In the 2013 tournament seven players shared the first-round lead, the most in tournament history and the most on TOUR in the 2013 season. Previously, the most players tied for the lead after the opening round at Quail Hollow was four in 2006.
- In the 2004 edition of the Wells Fargo Championship, Tiger Woods streak of winning 18 consecutive events when he led after two rounds came to an end. Woods had a one-stroke lead heading into Saturday but shot 75-68 to drop to third place, one stroke shy of a Joey Sindelar-Arron Oberholser playoff.
- In 2005, Vijay Singh had the largest come-from-behind victory in tournament history. He trailed Sergio Garcia by six strokes, shot a final-round 66 and beat Garcia and Jim Furyk in a playoff.
- In 2006, Jay Haas, Bill Haas and Jay Haas, Jr. were in the field and it marked the first time a father and two sons were in a PGA TOUR tournament the same week since 1994 when Jack Nicklaus and two of his sons, Gary and Jackie, competed at Pebble Beach.



Max Homa, 2019 & 2022 Champion



Rory McIlroy, 2010, 2015 & 2021 Champion

- Tiger Woods' victory at the 2007 Quail Hollow Championship was his first and only TOUR win in the state of North Carolina so far.
- Nine of the seventeen champions of the Wells Fargo Championship are also major championship winners. They include: David Toms, Vijay Singh, Jim Furyk, Tiger Woods, Rory McIlroy, Lucas Glover, Jason Day, Wyndham Clark, and Brian Harman. This group has won a total of 26 major titles.
- When Rory McIlroy won the 2010 Wells Fargo Championship he became the first player in tournament history to make the 36-hole cut on the number and win the event. McIlroy needed an eagle on the par-five 7th hole (his 16th of the day) to make the cut and then shot 66-62 on the weekend.
- Joey Sindelar became the oldest champion of the tournament when he won in 2004 at the age of 46. Rory McIlroy became the youngest champion in 2010 at the age of 20.
- The 2003 Wells Fargo Championship became the first new event in the history of the PGA TOUR to raise over \$1 million for charity.

Quail Hollow Club



THE BEGINNING

On April 13, 1959, James J. Harris hosted a meeting at Morrocroft Farm that marked the formal beginning of Quail Hollow Club. On December 18, 1959, the 21 Founders of the Club executed the Club's Certificate of Incorporation, which was filed on January 4, 1960 to officially constitute the Club. The first 90 members of the Club were designated its Charter Members.

THE GOLF COURSE

Located at 3700 Gleneagles Road in Charlotte, NC, Quail Hollow Club is one of the finest courses in the southeastern United States.

The course was originally designed by famed golf course architect George Cobb in 1961 to capture the beauty as well as challenging terrain of the Piedmont region. In the intervening years, the course underwent a series of improvements, including modifications of several holes by Arnold Palmer in 1986, and a redesign by Tom Fazio in 1997 and 2003. Quail Hollow Club has two signature holes. The par four, 14th is a dogleg left that can be

driven with a good tee shot. It measures 346 yards from the pro tees. A 15 acre lake frames the left side of the hole and the rough on that side slopes down to the water. The narrow landing area measures about 27 yards across and is guarded with two bunkers on each side. The two-tiered green is long and narrow with about 7100 square feet of putting surface. Two more bunkers guard the left front and middle of the green, and a collection area waits just off the right front of the green for short approach shots hit off line, or almost perfect drives. The area immediately left of the green slopes severely down 15 feet to the lake, so anything hit left has a very good chance of ending up in the hazard.

The 17th hole is a 221-yard par three over water. A rock wall rings this part of the lake and borders the left and front of the green. The tee shot must carry the water hazard, and a bunker that protects the center. The 6,500-square-foot green is undulated, and on the left side there is only six feet between the edge of the putting surface and water hazard. On the right lies a closely mown collection area for errant shots. The water will be the collection area on the left.

Quail Hollow Club

THE CLUBHOUSE

The white, Southern Style Plantation clubhouse was designed by Charles W. Connelly & Associates and was under construction from 1963 to 1967 and officially opened in September 1967.

In 1999, the golf-course side of the clubhouse was redesigned for a more open feel by Ferry Hayes & Allen Designers, Inc. and Brian Dickerson. The building features a grand ballroom in the center with an oak floor. Off the main entrance foyer are a library and card room. Other features include several dining areas off the main kitchen, each with a distinct look and 15 fireplaces located throughout. The gentleman's and ladies' locker rooms are located on the west side of the building. The men's locker room features a grill and two lounge areas with paintings of the golf course throughout.

Early decorations and furniture were provided by members and much remains in the club with the idea to create a feeling of comfort, much like entering an "elegant home," with the driveway leading to the front entrance bordered by large oak trees and the interior furnishings creating a sense of a "great big living room."

In the winter of 2008, the member's pavilion was constructed behind the 18th green. During Wells Fargo tournament week, this is a members-only area where they can watch play on 18. This building features oak walls, a large gathering space, a bar and a kitchen. The swimming pool was also re-done at the same time and is connected to this building on the parking lot side. The tennis shop was also rebuilt near here.

The membership has such a sense of community that when a club member dies, the American flag located at the front of the clubhouse is lowered to half-mast. The last thing the Wells Fargo Champion does before

FOUNDERS, INCORPORATORS, AND INITIAL MEMBERS OF THE BOARD OF GOVERNORS

William H. Barnhardt	George S. Crouch
John M. Belk	James J. Harris
F.J. Blythe, Jr.	T.E. Hemby Jr.
J. Chadbourn Bolles	H.F. Kinsey
B. Irvin Boyle	William B. McGuire, Jr.
J. Herbert Bridges	Ross Puette
J.E. Burnside, Sr.	Addison H. Reese
James G. Cannon	J.H. Robinson
Norman A. Cocke, Sr.	C.D. Spangler
John Scott Cramer	F.N. Thompson
John L. Crist, Jr.	

departing the grounds on Sunday night is attend a Champagne Toast in the Quail Grill with tournament staff, board members and club members.

CHAMPIONS PARK

Champions Park, built in 2004, is situated between the ninth and 10th fairways and honors those who have won professional tournaments at Quail Hollow. Kemper winners are named on the left and World Seniors victors on the right of a rock structure located in a grove of trees. On a massive, 20-foot high fireplace in the center, the winners of the Wells Fargo are honored with gold plaques. A stone building on the far end serves as a halfway house for most of the year and a popular concession stands during the tournament, with nearby tables for eating.



Quail Hollow Club Memorable Moments

MEMORABLE MOMENTS ON SELECT HOLES AT QUAIL HOLLOW CLUB

Hole #1:

Anthony Kim birdied the hole all four rounds on his way to his 2008 win. He is the only champion to have done so thus far.

Hole #6:

Jay Williamson made a hole-in-one during the 2008 second round for the tournament's first ace.

Hole #7:

A. Tiger Woods sinks a 50-foot eagle putt in the final round on his way to a two-stroke victory over Steve Stricker.

B. Rory McIlroy eagles the hole, his 16th of the day, to make the cut on the number in 2010. He goes on to win the tournament, shooting 66-62 on the weekend.

Hole # 9:

Xander Schauffele (U.S.) def. Corey Connors (Intl.), 1 up here in the 2022 Presidents Cup. The deciding match came down to the 18th hole of the re-routed Quail Hollow Club. In a match in which he never trailed yet saw a 3 up lead disappear by the time they reached the 15th tee, Xander Schauffele delivered the American's 12th match victory with a bounce back par on the closing hole.

Hole #10:

Justin Thomas' birdie putt hangs on the lip for 12 seconds before falling in the cup in the final round of the 2017 PGA Championship.

Hole #11:

In the third round of the 2007 tournament, Tiger Woods and Vijay Singh were paired together, having shared the lead after 36 holes. Woods had a one-stroke advantage over Singh, heading to the par-4, where both players made relatively long putts for birdie.

Hole #12:

Vijay Singh holes out an 8-iron from the fairway for an eagle-two and Tiger Woods follows with a birdie as the twosome goes five-under-par in a two-hole stretch during the third round in 2007. This performance, and the roars heard around the course from the large gallery following them, prompts CBS Sport's Jim Nantz to comment, "this is the finest stretch of golf we have seen in some time."

Hole #13:

Justin Thomas chips in from 40 feet for birdie to all but secure his 2017 PGA Championship victory on his way to a final-round 68.

Hole #15:

With a five-iron from 207 yards, Rory McIlroy hits his second shot two within four feet and makes the putt for eagle to build his Sunday lead and eventual four-stroke victory over Phil Mickelson in 2010.

Hole #17:

Jason Day nearly makes a hole-in-one and scores a birdie to secure a two-stroke lead over Aaron Wise heading to the final hole on the way to his 2019 win.

Quail Hollow Club Memorable Moments

Hole #18:

A. In the 2003 inaugural tournament, David Toms came to the 72nd hole with a six-shot lead but left with a quadruple bogey eight to win by two strokes over Vijay Singh, Brent Geiberger and Robert Gamez.

B. Rory McIlroy rolls in a 40-foot birdie putt to cap off a string of six straight 3s to record a tournament record 62 in the final round for his first title here in 2010.

C. In 2006, Jim Furyk makes an eight-foot par putt to get into a playoff with Trevor Immelman. It is Furyk's second playoff at Quail Hollow Club, losing to Vijay Singh the year before. This time he drains a 6-foot birdie putt on the first extra hole for victory.

D. Jordan Spieth (U.S.) def. Cam Davis (Intl.), 4 and 3 here in the 2022 Presidents Cup. Having never claimed a point in singles during his three previous appearances on the US Presidents Cup team, Spieth closed out a perfect 5-0 week by defeating Australia's Davis on the 15th hole of the re-routed Quail Hollow Club. In doing so he became the first player to go 5-0 in a single Presidents Cup since S. Africa's Branden Grace accomplished the feat during the 2015 event in South Korea.

HOLE	1	2	3	4	5	6	7	8	9	OUT	10	11	12	13	14	15	16	17	18	IN	TOTAL	
Marker's Notes																						



Player _____

Tee _____ Time _____

Date _____ Round _____

DO NOT WRITE IN THIS SPACE



2024 Official Scorecard



WELLS FARGO CHAMPIONSHIP

Quail Hollow Club

HOLE	1	2	3	4	5	6	7	8	9	OUT	10	11	12	13	14	15	16	17	18	IN	TOTAL	
Yards	495	452	483	184	449	249	546	346	505	3709	592	462	456	205	344	577	529	190	494	3849	7558	
Par	4	4	4	3	4	3	5	4	4	35	5	4	4	3	4	5	4	3	4	36	71	
Score																						

MARKER'S SIGNATURE

PLAYER'S SIGNATURE

Quail Hollow Club Memorable Moments

QUAIL HOLLOW CLUB SIGNIFICANT MOMENTS

April 13, 1959	First meeting of Founders
June 3, 1961	Golf Course Opened
September 14, 1967	Clubhouse Opened
June 1969-1979	Kemper Open Invitational Golf Tournament (Arnold Palmer inaugural Champion in Boston. It moved to Charlotte in 1969)
September 1980-1989	World Seniors Invitational Golf Tournament
July 1985	Holes 3, 7, 9, and 18 modified by Arnold Palmer.
August 1993	Rock Wall on 17 Added
August 1997	Rock Wall on 7 Added
September 1997	Course Reconstructed by Tom Fazio
July 1999	Clubhouse Renovated
Spring 2001	Practice Facility Reconstructed
May 2003	PGA TOUR Returns to Quail Hollow Club. (David Toms inaugural Champion)
Summer 2003	Holes 2, 8, 9 modified by Tom Fazio
March 2004	Champions Park Constructed
Winter 2008	Member's Pavilion Constructed behind 18th green. Opened in May.
Summer 2009	Bunkers Revitalized
Summer 2010	Club Selected by PGA of America as site of the 2017 PGA Championship.
August 2012	Relocation of Hole 4 Tee & Short Game Area. Modifications to Holes 8, 11, 12, 13 completed.
May-August 2013	Course Closed. All Green complexes changed from Bentgrass to MiniVerde Bermudagrass. Hole 16 Re-designed. Modifications to Holes 8, 13, 15, 18.
August 2014	Additional Short Game Area completed right of Hole 10.
Winter 2015	Club Selected by PGA TOUR as site of the 2021 Presidents Cup. Event moved to 2022 due to COVID-19.

Quail Hollow Club Memorable Moments

May-August 2016	Course Closed. Completion of Fazio Master Plan. Hole Renovations: Original Holes 1 & 2 combined to create a dog-leg par-4. Original par-5 Hole 5 split to create a new par-3 Hole 4 and par-4 Hole 5. All Greens Reconstructed.
Summer 2017	Hosted 99th PGA Championship won by Justin Thomas.
June-July 2018	Service Road addition on Holes 14 and 15. Modification to Hole 4 and 15.
June-September 2019	Practice Complex re-designed. Champions Locker Area created in Gentlemen's locker room. Learning Center constructed at practice complex.
Spring 2020	Wells Fargo Championship cancelled due to COVID-19.
July 2020	New Main Entrance completed.
October-April 20-21	Transportation Center constructed. Patron Entrance and Walkway created.
Summer 2023	Course closed May-August. Teeing ground modifications to Holes 13, 16. All bunkering updated and modernized. Service road constructed between Holes 10, 18. Short-game area by practice complex restructured.





INTERVIEW WITH WYNDHAM CLARK

Wells Fargo Championship

May 7, 2023

Charlotte, NC

AMANDA HERRINGTON: We would like to welcome Wyndham Clark, our newest Wells Fargo Championship winner. Congratulations on your first PGA TOUR win. What are the emotions you're going through right now?

WYNDHAM CLARK: Honestly, it's really, it's surreal. I've dreamt about this since I was probably 6 years old. Since I've been on the PGA TOUR, you fantasize about it all the time, and I've done it multiple times this year where I catch myself daydreaming about winning, and to do it at this golf course against this competition is better than I could ever have imagined.

AMANDA HERRINGTON: Exceptional play over the last four days. Just talk about how dialed in you were on this very tough golf course.

WYNDHAM CLARK: Yeah, I mean, I honestly had most -- I mean, pretty much every part of my game clicking. I drove it really good most of the week, I really made some nice putts yesterday and today, some clutch putts when I needed to, and then my short game was there when I needed it. Every part of my game I felt like was clicking.

Q. Being in contention and failing to win can go a couple of ways for players, it can create scar tissue and make it harder next time. It seems like you leaned on those experiences and learned from it today. I'm curious specifically what you took from your previous close calls and at what moments that kind of helped you.

WYNDHAM CLARK: Yeah, I mean, to be honest, when I lost in, where were we, in the Dominican this year, I was beginning to think that maybe I'll never win. I know that sounds crazy because I've only been out here five years, but I had a lot of chances to where I was within two or three shots either going into the back nine or starting on a Sunday and I always seem to fall short, and not only that, but seem like I fell back in positions.

There was multiple texts and calls and times when I was so frustrated with people in my camp where I didn't think I would ever win and I was like, let's just stop talking about it, because I didn't want to think about it. I said maybe that's just not in the cards for me.

So being in the position this time, I was like, well, we've done -- we know what not to do. I really learned from those experiences and I felt like today when I didn't have the best start early on, I just told myself to relax, I have a lot more holes, you can't win the tournament after the first few holes on a Sunday, little things where in the past I would have gotten fast and quick and already my mind's going forward. So I stayed really patient, present and I think that's what kind of calmed me down. Then ultimately when I got into a groove, helped me propel to make the birdies and win this tournament.

Q. Congrats on the win. You were talking to us yesterday, you said you were excited for the pressure and to see how you would

Interview with Wyndham Clark

handle it in the moment. Xander made a couple runs at you, you guys made those back-to-back birdies, you were able to respond to what he was doing, so how do you feel you responded in the moment down the stretch there especially?

WYNDHAM CLARK: Yeah, that's fun. I think in the past I sometimes shied away maybe from those pressure moments because I would get too amped up.

That's one of the hardest things in golf is you have all these emotions and you're so excited out there and you then have to touch and hit something with so much touch and pace. So in the past I feel like I struggled with that.

Today, like you said, I was excited. When he made putts, I was like, yeah, all right, now I've got to do it. I just think Xander and I fed off each other really well Saturday and Sunday. He played amazing and I think a lot of how good I played was because he was putting pressure on me. So I just felt like all right, I can't just coast in and make a bunch of pars, I've got to make birdies. Yeah, I really like how I handled the pressure.

Q. With the bogey start, obviously that kind of set things off kilter for you, but when did you finally feel like you were comfortable within the round? And then in the mid portion when you were making birdies and Xander kind of gave a couple of shots back from 9 through 12, that stretch there, was that kind of a moment that you smelled some blood in the water, we can put this thing away?

WYNDHAM CLARK: Yeah, I would say I felt pretty comfortable once I kind of hit the green on hole 6 and then hit in the fairway on 7, because those are two kind of tough pivotal holes where you can easily make a bogey on 6 or hit a foul ball on 7 and something crazy can happen.

I felt like when I kind of got those in play and put myself in position, I was like, all right, we're in this thing, calm down, relax. Obviously I would have liked to have made that putt on 7, but following up with a great pitch on 8 and making birdie on that hole, that's when I really loosened up.


And then yeah, I think when he bogeyed 9 and then I birdied 10 and then he bogeyed 11, I was like, all right, this is -- let's not let him back into this tournament. My caddie, John, and I made sure that we were pretty conservative into certain holes and then other ones be aggressive. For instance, like on 14 we laid up again and, you know, people might question that play with my distance, but I hit a cut and the wind is off the left and I felt like it's either going to go way right or I have to start it over the lake and I can bring in a bogey. Things like that where we were conservative, but then I took advantage and hit great shots and I made birdie on that hole and then the par 5. So I didn't let Xander get back into it to the best of my ability.

Q. You talk about being in this position before and what you learned. What were your emotions like through those first two holes when you go from two up to essentially tied?

WYNDHAM CLARK: You know, you kind of think about a bunch of different scenarios. I knew Xander was going to play well, but I also knew it was going to be tough. My caddie kept preaching to me as we were warming up, he was like, hey, get your mind wrapped around that it's going to be challenging, it's a lot windier today, it's going to be tough pins.

So I knew when I was -- we were all square, if you told me Wednesday or Thursday that I would be all tied for the lead with whatever it was, 11 holes to go, I would have taken it. So I kept reminding myself, hey, I'm in a position to win.

Sure, early on it wasn't as pretty as I wanted and I didn't maintain the lead, but as I started making birdies and putts, I started to really believe that I could do this. And fortunately Xander made some mistakes and then it really propelled me to continue playing well.



Interview with Wyndham Clark

Q. I know you get a lot from this win, but what does it mean to make it into the Open Championship? I think you were one of the three.

WYNDHAM CLARK: Yeah, I made it last year for my first time at St. Andrews, which, I mean, besides probably playing at Augusta would be the No. 1 course I'd want to play, especially a major championship. Tiger played and all the greats have played there, so to make it in again is amazing.

Obviously it makes the schedule, me planning my schedule a little easier. I love going to play links golf, so I'm real excited playing it.

Q. You spoke the last couple days about sort of the old you before you addressed your mental game. Those first seven holes were tough. I mean, what do you think would have happened had the old you been presented with those first seven holes?

WYNDHAM CLARK: A lot of what happened is I would get too amped up and I would show a lot of emotion, which then makes it tougher for me to make good solid swings. You know, not necessarily -- I don't know if I would have made bogeys or a lot of mistakes, but I would have been way more uncomfortable and it would have been even tougher. That's what I felt like in the past, it always seemed so tough for me on Sundays.

Today I wouldn't let my mind go in that direction. I just kept reminding myself that I could play great golf and I could play

good golf on Sundays. I didn't want to be the person that I was in previous Sundays in previous years because that person, you know, probably shoots 2, 3 over today or even more and loses his head and gets mad out there and doesn't control his emotions. So I was really happy with how I handled all of it.

Q. And then one of the lessons that winners often talk about is that they realize they don't have to be perfect to win. It's like a sort of an a-ha moment. Is that something that you're kind of realizing right now, you don't have to be perfect?

WYNDHAM CLARK: For sure. Obviously today I wasn't perfect. I started off with a bogey and missed the first few greens. Even on the back side hit some squirrely shots here and there and I even missed some short putts, like the ones on 7 and 9, I really wanted those ones, I thought that was going to make things easier. But I kept telling myself, honestly, I've had multiple texts between my caddie or coaches or mentors, whatever saying, hey, you don't have to be perfect today, you just have to get the ball in the hole and stay patient and really stay in the present. I felt like I did a good job of that.

Q. Obviously all the changes on the tour with the designated events. Next year these tournaments are going to be smaller fields. You've just pretty much taken care of that by winning here, but just wondered if this year you thought about that at all, like one of the ways to get in would have been to be in the top-50,



Interview with Wyndham Clark

FedEx. Did you think about that, like you needed to position yourself for next year? Do you have any thoughts on how maybe if it were next year, you might not have even been in this one?

WYNDHAM CLARK: Yeah, my goal when we learned that this was going to be the schedule, my goal was for sure the top-50 and my goal every year is to make it to the TOUR Championship. I haven't done that yet, but this year I was like, all right, well, I think a really attainable goal is definitely the top-50, which would have been my best finish thus far in a season.

Yeah, you start looking at it because I was 30-something coming into this week, so every point matters. Obviously when I'm out playing I don't think about it, but leading up to things. So yeah, I'm really happy that I'm going to be in those events because I like competing against the best players on the best golf courses. Obviously the increase in pay is nice, too.

Q. You mentioned daydreaming about winning at times and obviously it didn't happen, but when you are standing on 18 and you've won this tournament, what does that feel like? What's going through your head at that time?

WYNDHAM CLARK: Yeah, I mean, first off on the tee shot, as long I just got it in play I was like OK, we can win this thing.

Yeah, I really walked up the fairway and I tried to do as good a job as possible to stay in the present but also look around and keep my head up and look at the sight and having all those people there. You only can win your first tournament once, so I was really trying to soak it all in. My caddie, John, and I didn't talk about it until basically I got the ball on the green, then we showed a little excitement and emotion.

I'm a competitor and until the ball's in the cup, I didn't -- I really tried not to think about it, but yeah, I'm so happy to be in this position.

Q. In your TV interview, Wyndham, you mentioned that you wished your mom was here. I wonder if you could just describe her influence on your life and did you ever seriously consider giving up golf after her passing?

WYNDHAM CLARK: My mom got me into golf, like she's the first one that took me to the golf course. She was not a golfer, so outside of after getting me into golf, she didn't do much as far as golf.

She was always my, kind of my rock in my life. Even in junior golf there's times when you're so mad and you feel like you should have done better or you're embarrassed with how you played, or other sports, she was always there to comfort me.

So what was your other part of your question?

Q. Just at some point I read that you had considered giving up golf after -- was that actually a consideration?

WYNDHAM CLARK: My mom passed away when I was 19 and I'd say when I was about 20, 21 I really contemplated quitting

golf. I was at Oklahoma State and I was playing terribly. There's many times when I stormed off the golf course in qualifying or in tournaments and just drove as fast as I could, I didn't know where I was going. I just, just the pressure of golf and then not having my mom there and someone that I could call was really tough for me.

And then professionally I've had multiple moments like that where you just, you miss multiple cuts in a row or you feel like your game is good and you're not getting much out of it and you just contemplate doing it.

Max Homa has a great quote of every golfer's one shot away from thinking they can win the Masters or one shot away from quitting golf. It really is a great quote because that's the truth. I'm glad I stuck it out and am here now.

AMANDA HERRINGTON: Wyndham, congratulations and go enjoy your celebration.

WYNDHAM CLARK: Thank you.



Tournament History

HISTORY AT A GLANCE

Year	Final Round Winner	Score	Runner-Up	Score	Location	Par/Yards	Prize Money	First Place
5/11/2003	David Toms	278	Robert Gamez Brent Geiberger Vijay Singh	280	Quail Hollow Club	72/7,396	\$5,600,000	\$1,008,000
5/9/2004	Joey Sindelar	277	Arron Oberholser	277	Quail Hollow Club	72/7,442	5,600,000	1,008,000
5/8/2005	Vijay Singh	276	Jim Furyk Sergio Garcia	276	Quail Hollow Club	72/7,442	6,000,000	1,080,000
5/7/2006	Jim Furyk	276	Trevor Immelman	276	Quail Hollow Club	72/7,442	6,300,000	1,134,000
5/6/2007	Tiger Woods	275	Steve Stricker	277	Quail Hollow Club	72/7,442	6,300,000	1,134,000
5/4/2008	Anthony Kim	272	Ben Curtis	277	Quail Hollow Club	72/7,442	6,400,000	1,152,000
5/3/2009	Sean O'Hair	277	Lucas Glover Bubba Watson	278	Quail Hollow Club	72/7,442	6,500,000	1,170,000
5/2/2010	Rory McIlroy	273	Phil Mickelson	277	Quail Hollow Club	72/7,469	6,500,000	1,170,000
5/8/2011	Lucas Glover	273	Jonathan Byrd	273	Quail Hollow Club	72/7,469	6,500,000	1,170,000
5/6/2012	Rickie Fowler	274	Rory McIlroy D.A. Points	274	Quail Hollow Club	72/7,469	6,500,000	1,170,000
5/5/2013	Derek Ernst	280	David Lynn	280	Quail Hollow Club	72/7,492	6,700,000	1,206,000
5/4/2014	J.B. Holmes	274	Jim Furyk	275	Quail Hollow Club	72/7,562	6,900,000	1,242,000
5/17/2015	Rory McIlroy	267	Patrick Rodgers Webb Simpson	274	Quail Hollow Club	72/7,562	7,100,000	1,278,000
5/8/2016	James Hahn	279	Roberto Castro	279	Quail Hollow Club	72/7,575	7,300,000	1,314,000
5/7/2017	Brian Harman	278	Dustin Johnson Pat Perez	279	Eagle Point Golf Club	72/7,396	7,500,000	1,350,000
5/6/2018	Jason Day	272	Nick Watney Aaron Wise	274	Quail Hollow Club	71/7,554	7,700,000	1,386,000
5/5/2019	Max Homa	269	Joel Dahmen	272	Quail Hollow Club	71/7,554	7,900,000	1,422,000
5/9/2021	Rory McIlroy	274	Abraham Ancer	275	Quail Hollow Club	71/7,521	8,100,000	1,458,000
5/8/2022	Max Homa	272	Keegan Bradley Matt Fitzpatrick Cameron Young	274	TPC Potomac at Avenel Farm	70/7,160	9,000,000	1,620,000
5/7/2023	Wyndham Clark	265	Xander Schauffele	269	Quail Hollow Club	71/7,538	20,000,00	3,600,000

Tournament Records

NOTE: Par at Quail Hollow changed from 72 to 71 in 2018.

SCORING

Low 9-Hole Score (Front)

Name	Score	Year	Round
Phil Mickelson	29 (-7)	2014	4th
Kirk Triplett	30 (-6)	2004	1st
Trevor Immelman	30 (-6)	2006	1st
Bill Haas	30 (-6)	2006	1st
Pat Perez	30 (-6)	2008	3rd
Bubba Watson	30 (-6)	2009	2nd
Tiger Woods	30 (-6)	2009	1st
Ben Crane	30 (-6)	2012	2nd
Lee Westwood	30 (-6)	2012	4th
Ryan Moore	30 (-6)	2012	4th
Justin Thomas	30 (-6)	2015	3rd

Low 9-Hole Score (Back)

Name	Score	Year	Round
Sergio Garcia	30 (-6)	2005	1st
Retief Goosen	30 (-6)	2005	3rd
Rory McIlroy	30 (-6)	2010	4th
Rory McIlroy	30 (-6)	2015	3rd

Lowest 18-Hole Score

Name	Score	Year	Round
Rory McIlroy	31-30 - 61 (-11)	2015	3rd
Rory McIlroy	32-30 - 62 (-10)	2010	4th
Brendon de Jonge	30-32 - 62 (-10)	2013	2nd
Phil Mickelson	29-34 - 63 (-9)	2014	3rd
Jason Dufner	31-32 - 63 (-8)	2019	2nd
Max Homa	31-32 - 63 (-8)	2019	2nd
Kirk Triplett	30-34 - 64 (-8)	2004	1st
Bo Van Pelt	32-32 - 64 (-8)	2006	2nd
Rory Sabbatini	31-33 - 64 (-8)	2007	2nd
JP Hayes	31-33 - 64 (-8)	2010	2nd
Bill Haas	32-32 - 64 (-8)	2011	1st

*Jerry McGee 61, 1979 in the first round of the Kemper Open - 7,160 yds

Lowest First 36-Hole Score

Name	Score	Year
Jason Day	63-67 - 130 (-11)	2019
Jason Dufner	68-63 - 131 (-11)	2019
Pat Perez	67-65 - 132 (-12)	2011
Nick Watney	68-64 - 132 (-12)	2012
Max Homa	69-63 - 132 (-10)	2019
Joel Dahmen	66-66 - 132 (-10)	2019

Lowest Middle 36-Hole Score

Name	Score	Year
Rory McIlroy	67-61 - 128 (-16)	2015
Anthony Kim	67-66 - 133 (-11)	2008
J.B. Holmes	67-66 - 133 (-11)	2014
Max Homa	63-70 - 133 (-9)	2019

Lowest Final 36-Hole Score

Name	Score	Year
Rory McIlroy	66-62 - 128 (-16)	2010
Rory McIlroy	61-69 - 130 (-14)	2015
Rory Sabbatini	66-65 - 131 (-13)	2011

Lowest 54-Hole Score

Name	Score	Year
Wyndham Clark	67-67-63 - 197 (-17)	2023
Rory McIlroy	70-67-61 - 198 (-18)	2015
Jonathan Byrd	66-68-67 - 201 (-15)	2011
Webb Simpson	65-68-69 - 202 (-14)	2012
Max Homa	69-63-70 - 202 (-14)	2019
Jason Dufner	68-63-71 - 202 (-14)	2019
Joel Dahmen	66-66-70 - 202 (-14)	2019
Anthony Kim	70-67-68 - 203 (-13)	2008
Ryan More	65-70-68 - 203 (-13)	2012
D.A. Points	66-68-69 - 203 (-13)	2012
J.B. Holmes	70-67-66 - 203 (-13)	2014

Lowest 72-Hole Score

Name	Score	Year
Wyndham Clark	67-67-63-68 - 265 (-19)	2023
Rory McIlroy	70-67-61-69 - 267 (-21)	2015
Max Homa	69-63-70-67 - 269 (-15)	2019
Anthony Kim	70-67-66-69 - 272 (-16)	2008
Rory McIlroy	72-73-66-62 - 273 (-15)	2010
Lucas Glover	67-68-69-69 - 273 (-15)	2011
Jonathan Byrd	66-68-67-72 - 273 (-15)	2011

Highest Winning Score

Name	Score	Year
Derek Ernst	67-71-72-70 - 280 (-8)	2013
David Toms	70-69-66-73 - 278 (-10)	2003

Highest 18-Hole Score

Name	Score	Year	Round
Jamie R. Johnson	88 (+16)	2006	2nd
Parker McLachlin	88 (+16)	2010	1st

Tournament Records

NOTE: Par at Quail Hollow changed from 72 to 71 in 2018.

Lowest First Round Score

Name	Score	Year
Jason Day	63 (-9)	2022

Lowest Second Round Score

Name	Score	Year
Brendon de Jonge	62 (-10)	2014
Max Homa	63 (-8)	2019
Jason Dufner	63 (-8)	2019

Lowest Third Round Score

Name	Score	Year
Rory McIlroy	61 (-11)	2015
Phil Mickelson	63 (-9)	2014
Rory Sabbatini	64 (-8)	2007

Lowest Fourth Round Score

Name	Score	Year
Rory McIlroy	62 (-10)	2010
Ben Curtis	65 (-7)	2008
Rory Sabbatini	65 (-7)	2011
Jim Furyk	65 (-7)	2014

Most Contrasting Rounds

Name	Score	Diff.	Year	Rounds
Brendon de Jonge	80-62	18	2014	1st-2nd
Jason Gore	83-65	18	2016	2nd-3rd

Lowest Round by Amateurs

Name	Score	Year
Trevor Murphy	71-76 (MC)	2008
Bill Haas	76-75 (MC)	2003

Low Finishes by Left-Handers

Name	Finish	Year
Brian Harman	1st	2017
Phil Mickelson	2nd	2010
Phil Mickelson	3rd	2013
Bubba Watson	T2	2009
Phil Mickelson	T3	2007
Phil Mickelson	T5	2009
Phil Mickelson	T5	2004
Steve Flesch	T5	2004
Phil Mickelson	T7	2005
Greg Chalmers	T7	2005

BIRDIES

Most Consecutive Birdies

Name	Birdies	Holes	Finish	Year
Pat Bates	5	7-11	2	2004
Henrik Stenson	5	6-10	3	2007
Mathew Goggin	5	1-5	4	2008
Brad Faxon	5	6-10	2	2009
Geoff Ogilvy	5	3-7	2	2015
Rory McIlroy	5	12-16	3	2015
Peter Uilheim	5	5-9	3	2018

Most Birdies in One Tournament

Name	Birdies	Year
Rory McIlroy	27	2015
Vijay Singh	25	2003
Rory McIlroy	25	2010

Most Birdies by Field

Field	Birdies
2011 Tournament Year	1,707

Most Birdies in One Round

Name	Birdies	Year	Round
Rory McIlroy	11	2015	3rd
Retief Goosen	10	2006	3rd
Phil Mickelson	9	2005	4th
Tiger Woods	8	2004	2nd
Davis Love III	8	2007	3rd
Pat Perez	8	2008	3rd
Zach Johnson	8	2009	2nd
Rory McIlroy	8	2010	4th
Bill Haas	8	2011	1st
Brendon de Jonge	8	2014	2nd
Max Homa	8	2019	2nd

Most Birdies by Champion

Name	Birdies	Year
Rory McIlroy	27	2015
Rory McIlroy	25	2010
Anthony Kim	22	2008
Rickie Fowler	22	2012
Vijay Singh	20	2005
Tiger Woods	20	2007
Sean O'Hair	20	2009
Max Homa	20	2019

Tournament Records

NOTE: Par at Quail Hollow changed from 72 to 71 in 2018.

EAGLES

Most Eagles in One Round

Name	Eagles	Year	Round
Jeff Maggert	2	2004	2nd
Mathias Gronberg	2	2004	4th
Vaughn Taylor	2	2004	2nd
Vaughn Taylor	2	2005	2nd
Adam Scott	2	2006	3rd
Steve Wheatcroft	2	2009	4th
Robert Allenby	2	2009	4th
Scott Piercy	2	2010	2nd
Zach Johnson	2*	2011	4th
Roberto Castro	2	2012	1st
Arjun Atwal	2	2012	4th
Jason Bohn	2	2015	2nd
Justin Thomas	2	2015	3rd
Sean O'Hair	2	2015	3rd
Jason Bohn (2)	2	2015	4th
Steven Bowditch	2	2015	4th
Johnson Wagner	2	2018	1st
John Peterson	2	2018	1st
Paul Casey	2	2019	3rd
Bhatia	2	2021	2nd

* Both Eagles came on Par 4's

Most Eagles Back-to-Back in the Same Round

Name	Eagles	Holes	Year	Round
Martin Kaymer	2	7-8	2014	1st
Jason Bohn	2	14-15	2015	2nd
Johnson Wagner	2	14-15	2018	1st
John Peterson	2	7-8	2018	1st
Bhatia	2	14-15	2023	2nd

Most Eagles in One Tournament

Name	Eagles	Year
Vaughn Taylor	4	2005
Jason Bohn	4	2015
James Driscoll	3	2012
Justin Rose	3	2014

Most Eagles by Field

Field	Eagles
2012 Tournament Year	45
2015 Tournament Year	43

Most Eagles by Champion

Name	Eagles	Year
Rory McIlroy	2	2010
David Toms	1	2003
Joey Sindelar	1	2004
Vijay Singh	1	2005
Tiger Woods	1	2007
Anthony Kim	1	2008
Lucas Glover	1	2011
Rickie Fowler	1	2012
Jason Day	1	2018

Best Birdie/Eagle Streak

Name	Streak	Holes	Year	Round
Adam Scott	E-B-B-B-E (-7)	7-11	2006	3rd
Phil Mickelson	B-B-B-B-E-B (-7)	3-7	2014	3rd
Peter Uilhein	B-B-B-B-B-E (-7)	5-10	2018	3rd

Holes-in-One

Name	Club	Hole	Year	Round
Jay Williamson	*	6	2008	2nd
Colt Knost	3-iron	17	2015	2nd
Carlos Ortiz	50-W	17	2016	3rd
William McGirt	6-iron	2	2016	4th
Mark Hubbard	6-I	17	2023	2nd

* 21-degree hybrid rescue

Albatross (Double-Eagle)

Name	Albatross	Hole	Year	Round
J.B. Holmes	1*	15	2011	3rd

* 5-iron from 213 yards

Tournament Records

NOTE: Par at Quail Hollow changed from 72 to 71 in 2018.

CHAMPIONS

Lowest Finish by Winner

Name	Score	Year
Rory McIlroy	62 (-10)	2010

Highest Finish by Winner

Name	Score	Year
David Toms	73 (+1)	2003

Lowest Start by Winner

Name	Score	Year
Rickie Fowler	66 (-6)	2012
Lucas Glover	67 (-5)	2011
Derek Ernst	67 (-5)	2013

Highest Start by Winner

Name	Score	Year
Rory McIlroy	72 (even)	2010
Brian Harman	71 (-1)	2017
David Toms	70 (-2)	2003
Vijay Singh	70 (-2)	2005
Tiger Woods	70 (-2)	2007
Anthony Kim	70 (-2)	2008
J.B. Holmes	70 (-2)	2014
Rory McIlroy	70 (-2)	2015
James Hahn	70 (-2)	2016

Most Rounds in 60s

Name	60s	Year
Wyndham Clark	4	2023
Lucas Glover	4	2011

Champions By Age

Name	Age	Year
David Toms	36 yrs., 4 mo., 4 days	2003
Joey Sindelar	46 yrs., 1 mo., 8 days	2004
Vijay Singh	42 yrs., 2 mo., 16 days	2005
Jim Furyk	35 yrs., 11 mo., 28 days	2006
Tiger Woods	31 yrs., 4 mo., 6 days	2007
Anthony Kim	22 yrs., 10 mo., 15 days	2008
Sean O'Hair	26 yrs., 9 mo., 22 days	2009
Rory McIlroy	20 yrs., 11 mo., 28 days	2010
Lucas Glover	31 yrs., 5 mo., 27 days	2011
Rickie Fowler	23 yrs., 4 mo., 23 days	2012
Derek Ernst	22 yrs., 11 mo., 19 days	2013
J. B. Holmes	32 yrs., 0 mo., 8 days	2014
Rory McIlroy	26 yrs, 0 mo., 13 days	2015

James Hahn	34 yrs., 6 mo., 6 days	2016
Brian Harman	30 yrs., 3 mo., 18 days	2017
Jason Day	30 yrs,4 mo, 24 days	2018
Max Homa	28 yrs., 5 mo., 16 days	2019
Rory McIlroy	32 yrs, 0 mo., 5 days	2021
Max Homa	31 yrs., 5 mo., 19 days	2022
Wyndham Clark	29 yrs., 4 mo., 28 days	2023

Champions the Following Year

Name	Finish	Year
David Toms	Cut	2004
Joey Sindelar	T33	2005
Vijay Singh	T38	2006
Jim Furyk	Cut	2007
Tiger Woods	DNP	2008
Anthony Kim	T47	2009
Sean O'Hair	Cut	2010
Rory McIlroy	Cut	2011
Lucas Glover	Cut	2012
Rickie Fowler	T73	2013
Derek Ernst	T30	2014
J.B. Holmes	Cut	2015
Rory McIlroy	T4	2016
James Hahn	T59	2017
Brian Harman	T74	2018
Jason Day	T24	2019
Covid-19		2020
Max Homa	MC	2021
Rory McIlroy	5th	2022
Max Homa	T8	2023

Scoring by Champions (Front 9 v. Back 9) Quail Hollow Club

Name	Year	Front	Back
David Toms	2003	-9	-1
Joey Sindelar	2004	-6	-5
Vijay Singh	2005	-6	-6
Jim Furyk	2006	-6	-6
Tiger Woods	2007	-10	-3
Anthony Kim	2008	-15	-1
Sean O'Hair	2009	-6	-5
Rory McIlroy	2010	-9	-6
Lucas Glover	2011	-11	-4
Rickie Fowler	2012	-10	-4
Derek Ernst	2013	-2	-6
J.B. Holmes	2014	-10	-4

Tournament Records

NOTE: Par at Quail Hollow changed from 72 to 71 in 2018.

Rory McIlroy	2015	-10	-11
James Hahn	2016	-6	-3
Jason Day	2018	-4	-8
Max Homa	2019	-10	-5
Rory McIlroy	2021	-9	-3
Max Homa	2022	-5	-3
Wyndham Clark	2023	-8	-11
Totals		-136	-88

Bogey-Free Rounds by Champions

Name	Year	Round
Anthony Kim	2008	3rd
Rory McIlroy	2010	4th
Lucas Glover	2011	3rd
Rickie Fowler	2012	1st
Rory McIlroy	2015	2nd, 3rd
Max Homa	2019	2nd

Champions who have won The Masters

Champions	Year
Vijay Singh	2000
Tiger Woods	1997, 2001, 2002, 2005, 2019

Champions who have won the US Open

Champions	Year
Jim Furyk	2003
Tiger Woods	2000, 2008
Lucas Glover	2009
Rory McIlroy	2011
Wyndham Clark	2023

Champions/Runners-Up who have won the British Open

Champions	Year
Tiger Woods	2000, 2005, 2006
Rory McIlroy	2014
Brian Harman	2023

Champions/Runners-Up who have won the PGA Championship

Champions	Year
David Toms	2001
Vijay Singh	1998
Tiger Woods	1999, 2000, 2006, 2007
Jason Day	2015
Rory McIlroy	2012, 2014



Tournament Records

NOTE: Par at Quail Hollow changed from 72 to 71 in 2018.

CUTS

36-Hole Cut

Name	Score	Year
70 players	145 (+1)	2003
72 players	144 (even)	2004
79 players	148 (+4)	2005
73 players	146 (+2)	2006
85 players	147 (+3)	2007
87 players	145 (+1)	2008
74 players	144 (even)	2009
77 players	145 (+1)	2010
84 players	144 (even)	2011
74 players	143 (-1)	2012
84 players	146 (-2)	2013
73 players	145 (+1)	2014
81 players	144(even)	2015
78 players	145 (+1)	2016
79 players	145 (+1)	2017
87 players	144 (+3)	2018
75 players	143 (+1)	2019
77 players	144 (+2)	2021
65 players	140 (even)	2022
68 players	141 (-1)	2023

54-Hole Cut

Name	Score	Year
72 players	219 (+3)	2008
71 players	216 (even)	2011
72 players	220 (+4)	2013
73 players	216 (even)	2015
74 players	220 (+4)	2017
75 players	216 (+3)	2018

Most Consecutive Cuts Made

Name	Cuts
Phil Mickelson (2004 - 2017)	15

LEADS

Largest 18-Hole Lead

Name	Strokes	Year
Kirk Triplett	2	2004
Sergio Garcia	2	2005
Tiger Woods	2	2009
Bill Haas	2	2011

Four Rounds in 60s, One Tournament

Name	Strokes	Year
Lucas Glover	67-68-69-69	2011
Jason Day	69-67-67-69	2018
Wyndham Clark	67-67-63-68	2023

Largest 36-Hole Lead

Name	Strokes	Year
Bo Van Pelt	3	2006

Largest Margin of Victory

Name	Strokes	Year
Rory McIlroy	7	2015
Anthony Kim	5	2008
Rory McIlroy	4	2010
Wyndham Clark	4	2023

Largest 54-Hole Lead

Name	Strokes	Year
Sergio Garcia	6	2005
David Toms	5	2003
Rory McIlroy	4	2015

Largest Come-From-Behind Final Round to Win

Name	Strokes	Year
Vijay Singh	6	2005

Tournament Records

NOTE: Par at Quail Hollow changed from 72 to 71 in 2018.

CHAMPIONS WHO WON MULTIPLE TIMES SAME YEAR AS WELLS FARGO CHAMPIONSHIP VICTORY

Year	Player	Wins	Description
2003	David Toms	(2)	Wells Fargo Championship, FedEx St. Jude Classic
2005	Vijay Singh	(4)	Sony Open, Shell Houston Open, Wells Fargo Championship, Buick Open
2006	Jim Furyk	(2)	Wells Fargo Championship, Canadian Open
2007	Tiger Woods	(7)	Buick Invitational, WGA-CA, Wells Fargo Championship, WGC-Bridgestone, PGA Championship, BMW, TOUR Championship
2008	Anthony Kim	(2)	Wells Fargo Championship, AT&T National
2015	Rory McIlroy	(2)	WGC-Match Play, Wells Fargo Championship
2022	Max Homa	(2)	Fortinet Championship, Wells Fargo Championship
2023	Wyndham Clark	(2)	Wells Fargo Championship, U.S. Open

PLAYOFFS

Year	Description
2004	Joey Sindelar defeated Arron Oberholser with par on the second extra hole. (18-16)
2005	Vijay Singh defeated Jim Furyk with par on the fourth extra hole. Sergio Garcia was eliminated on the first extra hole with a bogey. (18-16-17-18)
2006	Jim Furyk defeated Trevor Immelman with a par on the first extra hole. (18)
2011	Lucas Glover defeated Jonathan Byrd with a par on the first extra hole. (18)
2012	Rickie Fowler defeated Rory McIlroy and D.A. Points with a birdie on the first extra hole. (18)
2013	Derek Ernst defeated David Lynn with par on first extra hole. (18)
2016	James Hahn defeated Roberto Castro with par on first extra hole (18)

CHAMPIONS ON THE GREEN MILE

David Toms	2003	+4
Joey Sindelar	2004	-2
Vijay Singh	2005	E
Jim Furyk	2006	E
Tiger Woods	2007	+4
Anthony Kim	2008	+3
Sean O'Hair	2009	E
Rory McIlroy	2010	E
Lucas Glover	2011	+2
Rickie Fowler	2012	+1
Dereck Ernst	2013	-2
J.B. Holmes	2014	E
Rory McIlroy	2015	+1
James Hahn	2016	+3
Jason Day	2018	-3
Max Homa	2019	+2
Rory McIlroy	2021	+1
Wyndham Clark	2023	E

Tournament Records

NOTE: Par at Quail Hollow changed from 72 to 71 in 2018.

TOP 25: ALL-TIME TOURNAMENT MONEY LIST

	Name	Earnings
1	Rory McIlroy	5,863,076
2	Wyndham Clark	3,625,070
3	Phil Mickelson	3,613,435
4	Max Homa	3,580,206
5	Jim Furyk	3,029,173
6	Rickie Fowler	2,671,676
7	Lucas Glover	2,628,639
8	Xander Schauffele	2,398,147
9	Vijay Singh	2,141,493
10	Brian Harman	1,959,098
11	Tiger Woods	1,915,479
12	Jason Day	1,809,690
13	Adam Scott	1,657,976
14	J.B. Holmes	1,599,625
15	Anthony Kim	1,595,596
16	James Hahn	1,578,278
17	Nick Watney	1,477,880
18	Pat Perez	1,467,001
19	Sean O'Hair	1,442,426
20	Justin Rose	1,388,597
21	David Toms	1,369,518
22	Harris English	1,331,008
23	Joey Sindelar	1,308,475
24	Webb Simpson	1,295,193
25	Derek Ernst	1,268,748
49	Matt Fitzpatrick	780,600
50	Keith Mitchell	773,049

TOP 25: ALL-TIME TOURNAMENT SCORING LEADERS

	Name	Average	Rounds
1	Matt Fitzpatrick	69.38	8
2	Aaron Wise	69.42	12
3	Rory McIlroy	69.52	46
4	Tom Kim	69.75	4
5	Jim Knous	69.83	6
6	Viktor Hovland	69.88	8
T7	Wyndham Clark	70.00	10
T7	Trace Crowe	70.00	4
T7	David Lynn	70.00	4
T7	Cameron Young	70.00	8
11	Tyrrell Hatton	70.08	12
T12	Jason Day	70.13	24
T12	Chad Ramey	70.13	8
14	Matthew Wolff	70.25	4
15	Rickie Fowler	70.29	41
16	Tommy Fleetwood	70.30	10
T17	Doug Ghim	70.33	6
T17	Keith Mitchell	70.33	18
T17	Alex Smalley	70.33	6
20	J.J. Spaun	70.38	8
21	Justin Thomas	70.39	18
22	Max Homa	70.42	19
T23	Phil Mickelson	70.44	66
T23	Xander Schauffele	70.44	16
T25	Patrick Cantlay	70.50	6
T25	Talor Gooch	70.50	8
T25	Cody Gribble	70.50	4
T25	Edoardo Molinari	70.50	4
T25	Turk Pettit	70.50	4
T25	Peter Uihlein	70.50	8

The Green Mile

The Green Mile (Holes 16-18) at Quail Hollow Club According to ShotLink



Holes 16 through 18 Combined

The final 3 holes "Green Mile" at Quail Hollow Club have been the toughest 3 finishing holes on the PGA TOUR since 2003 with an average of +0.89 over par. In the last season, the final three holes (16,17,18) played as the second toughest finishing three holes on the PGA TOUR of non-major venues with a scoring average of +0.75. Since 2003, there have been 1,741 balls in the water on this three-hole stretch.

Toughest Finishing 3-Holes (16-18) PGA TOUR (non-majors) Since 2003

		Avg
Quail Hollow Club	Wells Fargo Championship	+0.89
Muirfield Village Golf Club	the Memorial Tournament	+0.64
Innisbrook Resort (Copperhead)	Valspar Championship	+0.53
GC of Houston	Houston Open	+0.49

*Min of 5 seasons played

Toughest Finishing 3 Holes PGA TOUR Last Season (Non-Majors)

	Avg
Muirfield Village Golf Club	+1.09
Quail Hollow Club	+0.75
Innisbrook Resort (Copperhead)	+0.59
Olympia Fields Country Club	+0.30

The Green Mile Scoring Average Since 2003

	Average	Total Rds
2005	1.127	465
2003	1.067	450
2017*	1.063	459
2008	1.058	469
2014	1.055	456
2007	1.049	468
2010	1.009	463
2006	0.960	445
2009	0.869	452
2018	0.864	470
2015	0.850	466
2021	0.847	463
2004	0.830	454
2013	0.818	467
2019	0.779	458
2011	0.777	466
2023	0.748	444
2016	0.734	466
2012	0.619	454

*PGA Championship

All Balls in the Water The Green Mile Since 2003

	16 th Hole	17 th Hole	18 th Hole	Total
2003		51	17	68
2004		38	55	93
2005		48	57	105
2006		34	61	95
2007		36	48	84
2008		57	50	107
2009		35	61	96
2010		37	52	89
2011		31	67	98
2012		33	48	81
2013		18	33	51
2014	12	32	47	91
2015	33	25	45	103
2016	8	20	44	72
2017*	14	28	49	91
2018	9	51	57	117
2019	18	40	48	106
2021	7	47	42	96
2023	18	31	49	98
Total	119	692	930	1741

*2017 PGA Championship

Most Balls in the Water The Green Mile Since 2003

	Total
Phil Mickelson	17
Vijay Singh	16
D.A. Points	14
Brian Harman	14
Zach Johnson	14

The Green Mile

The Green Mile (Holes 16-18) at Quail Hollow Club According to ShotLink



- 8,276** Since 2003, there have been 8,276 rounds played at Quail Hollow Club during the Wells Fargo Championship
- 51.5%** During the Wells Fargo Championship, the Green Mile accounts for 24.1% of all bogeys, 38.7% of all doubles, and 51.5% of all triples or worse at Quail Hollow Club
- 12** During the 2017 PGA Championship, the Green Mile accounted for 12 triples or worse matching the same amount that was made on holes one thru 15.
- 6.8%** Only 6.8% of all birdies or better at the 2017 PGA Championship were made on The Green Mile

**The Green Mile vs. The Rest of the Course
Quail Hollow Club Since 2003**

	Holes 1-15	Holes 16-18	PCT
Birdies or Better	25,309	2,011	7.4
Bogeys	20,668	6,548	24.1
Doubles	1,783	1,128	38.7
Triples or Worse	178	189	51.5
Balls in Water	1793	1650	47.9
Score to Par	-1,192	7,386	

**The Green Mile vs. The Rest of the Course
Quail Hollow Club - 2017 PGA Championship**

	Holes 1-15	Holes 16-18
Birdies or Better	1,193	88
Bogeys	1,525	365
Doubles	158	87
Triples or Worse	12	12
Balls in Water	84	91
Score to Par	+645	+488

- 4** Since 2003, David Lynn has the best career score to par on The Green Mile
- 773** Since 2003, 773 different players have at least one competitive round on Quail Hollow during the Wells Fargo Championship and 2017 PGA Championship.
- 42** of 773 players are at par or better for their careers on these three holes (5.4% of all players)
- +62** 2005 Wells Fargo Championship champion, Vijay Singh has played the Green Mile at a combined 62-over par in his 50 rounds at Quail Hollow Club.
- 731** Since 2003, 731 of 773 players (94.6%) are over par on the Green Mile in their respective careers.
- 38.7%** of all players have career cumulative scores of 10 over or worse on these three holes (299 of 773 total players).

**Scoring Leaders
The Green Mile Since 2003**

	Score to Par
David Lynn	-4
Trace Crowe	-2
Glen Hnatiuk	-2
Roger Sloan	-2
Sam Stevens	-2
Kris Ventura	-2
Chip Sullivan	-2

**Scoring Breakdown
The Green Mile Since 2003**

	# of Players	PCT
Under Par	15	1.9
Even Par	27	3.5
Over Par	731	94.6
Total Players	773	--

**Highest Career Scoring
The Green Mile Since 2003**

	Score to Par
Vijay Singh	+62
Phil Mickelson	+52
Zach Johnson	+51
Lucas Glover	+50
Rory Sabbatini	+46
Bill Haas	+45
Davis Love III	+45
Padraig Harrington	+44

The Green Mile

The Green Mile (Holes 16-18) at Quail Hollow Club According to ShotLink



- 29 / 2** Since 2003, 29 players have managed to play holes 16-18 bogey-free in the same week. K.H. Lee & Harris English played the Green Mile bogey-free in 2023
- 5** In 2012, five players played the Green Mile bogey-free, marking the most players in a single tournament at Quail Hollow Club
- 4** The most birdies or better made in a week on the Green Mile is four (*accomplished 30 times / last: Max Homa, Viktor Hovland, Sam Stevens & Kevin Streelman in 2023*)
- 5** The best a player has played the Green Mile in a week is five under (2016 Carlos Ortiz)
- 16** Beau Hossler has played 16 rounds at Quail Hollow Club without recording a birdie or better on the Green Mile, the most of any player since 2003
- 19** Most birdies made on the Green Mile by Rory McIlroy (most of any player) since 2010
- 37** Lucas Glover has made 37 bogeys or worse on the Green Mile, most bogeys or worse of any player on this stretch since 2010
- 1,741** balls in the water on The Green Mile since 2003
- 17** Phil Mickelson leads all players with 17 balls in the water on The Green Mile since 2003
- 7** Seven putts made over 70 feet on the Green Mile in the ShotLink era. The longest putt made is 79' 9" by Rory McIlroy on the 17th hole (3rd rd) in 2016.

Highest Scores on Green Mile Since 2003

	Rd	Hole	Par Value	RTP	Score
2015 James Hahn	Final	16 th	4	+6	10
2006 Retief Goosen	Final	18 th	4	+5	9
2018 Brice Garnett	Final	18 th	4	+4	8
2003 David Toms	Final	18 th	4	+4	8
2023 Adam Svensson	3rd	18th	4	+4	8
2017 Jason Day	3 rd	18 th	4	+4	8
2016 Phil Mickelson	3 rd	18 th	4	+4	8
2011 Ryuji Imada	3 rd	18 th	4	+4	8
2011 Dustin Johnson	2 nd	18 th	4	+4	8
2010 Nick O'Hern	2 nd	18 th	4	+4	8
2006 Chris DiMarco	2 nd	18 th	4	+4	8
2014 Ben Kohles	1 st	18 th	4	+4	8

The Green Mile

The Green Mile (Holes 16-18) at Quail Hollow Club According to ShotLink



Playing Green Mile Bogey-Free in All 4 Rds Quail Hollow Club Since 2003

	Birdies or Better	Pars
2023 K.H. Lee	1	11
2023 Harris English	2	10
2019 Rickie Fowler	1	11
2019 Nate Lashley	3	9
2019 Rory McIlroy	2	10
2019 Webb Simpson	1	11
2018 Peter Uihlein	0	12
2018 Bryson DeChambeau	1	11
2018 Jason Day	3	9
2016 Chris Stroud	2	10
2016 Carlos Ortiz	4	8
2016 Colt Knost	2	10
2015 Henrik Stenson	2	10
2014 Mark Wilson	4	8
2014 Jim Furyk	0	12
2013 Vaughn Taylor	1	11
2013 David Lynn	4	8
2012 Spencer Levin	2	10
2012 Marc Leishman	3	9
2012 Tom Gillis	1	11
2012 Ben Curtis	3	9
2012 Will Claxton	4	8
2011 Billy Horschel	1	11
2011 Jonathan Byrd	2	10
2010 Hunter Mahan	1	11
2007 Ernie Els	1	11
2006 Justin Rose	1	11
2006 Troy Matteson	1	11
2004 Joey Sindelar	2	10

Players Bogey-Free in All 4 Rds Green Mile Since 2003

	# of Players
2023	2
2019	4
2018	3
2016	3
2015	1
2014	2
2013	2
2012	5
2011	2
2010	1
2007	1
2006	2
2004	1

Most Rounds Played without a Birdie on The Green Mile Since 2003

	Pars	Bogeys	Dbls+	Rds
Beau Hossler	31	10	7	16
Scott McCarron	29	8	2	13
Olin Browne	19	12	5	12
Paul Stankowski	17	11	2	10
Charlie Wi	19	9	2	10
J.L. Lewis	20	8	2	10
Len Mattiace	18	9	3	10
Hank Kuehne	21	6	3	10

Most Birdies Made The Green Mile Since 2010

	Total
Rory McIlroy	19
Phil Mickelson	15
Brendon de Jonge	15
Charles Howell III	14
Rickie Fowler	14
Kyle Stanley	13

Most Bogeys/Worse The Green Mile Since 2010

	Total
Lucas Glover	37
Ryan Moore	35
Rory Sabbatini	33
Phil Mickelson	33
Charles Howell III	33
Brian Harman	33
Martin Laird	33

Most Under Par in a Week The Green Mile Since 2003

	Score to Par
2016 Carlos Ortiz	-5
2012 Will Claxton	-4
2013 David Lynn	-4
2014 Mark Wilson	-4

Eagles The Green Mile Since 2003

	Rd	Hole
2011 Rory Sabbatini	3 rd	16 th
2015 Colt Knost	2 nd	17 th
2016 Carlos Ortiz	3 rd	17 th
2023 Mark Hubbard	2 nd	17 th
2003 Paul Goydos	1 st	18 th
2013 Gary Woodland	3 rd	18 th
2016 Roberto Castro	2 nd	18 th

Longest Putts Made The Green Mile Since 2003

	Rd	Hole	Dist
2016 Rory McIlroy	3rd	17	79' 9"
2009 John Rollins	2 nd	18	79' 7"
2012 Scott Brown	2 nd	18	78' 6"
2012 Zach Johnson	1 st	17	76' 10"
2014 Michael Thompson	Final	17	76' 1"
2014 Jonathan Byrd	1 st	18	75' 11"
2010 Chad Collins	Final	18	73' 8"

The Green Mile

The Green Mile (Holes 16-18) at Quail Hollow Club According to ShotLink



- 5** Tony Finau has the best score in relation to par of any player on the 16th hole at Quail Hollow Club
- +20** Robert Allenby is 20-over par on the 16th hole at Quail Hollow Club, highest cumulative score to par on this hole since 2003
- 10** Rory McIlroy has made the most birdies on the 16th hole at Quail Hollow Club of any player in the ShotLink era (10)
- 90%** Hank Kuehne has the best Green in Regulation percentage on the 16th hole at Quail Hollow Club since 2003 (min 10 rds)

Best Score to Par 16th Hole - Quail Hollow Club Since 2003

	Score to Par	Rds
Tony Finau	-5	26
Ben Crane	-3	22
Bryson DeChambeau	-3	14
Chris Couch	-3	4
Rory McIlroy	-3	46
Roger Sloan	-3	8
Will Claxton	-2	8
Abraham Ancer	-2	6
Ryan Fox	-2	4
Scott Pinckney	-2	8
Patrick Rodgers	-2	18
Matt Wallace	-2	6
Sam Stevens	-2	4

Most Over Par 16th Hole - Quail Hollow Club Since 2003

	Score to Par	Rds
Robert Allenby	+20	40
Vijay Singh	+15	50
Gary Woodland	+14	41
Davis Love III	+14	41
Chris Stroud	+13	37
Chez Reavie	+13	26
Rory Sabbatini	+13	52
John Senden	+13	48
Brian Harman	+13	36
Dean Wilson	+12	26
Matt Kuchar	+12	26
Lucas Glover	+12	60

Most Birdies 16th Hole - Quail Hollow Club Since 2003

	Total
Rory McIlroy	10
Charles Howell III	9
Phil Mickelson	8
J.J. Henry	8
Rory Sabbatini	7
Vaughn Taylor	7
Camilo Villegas	7

Best Green in Regulation PCT 16th Hole – Quail Hollow Club Since 2003 (Min 10 Rds)

	PCT
Hank Kuehne	90.0
Bryson DeChambeau	85.7
Tony Finau	84.6
Rory McIlroy	80.4
Michael Kim	80.0

The Green Mile

The Green Mile (Holes 16-18) at Quail Hollow Club According to ShotLink



- 4** Since 2003, Blake Adams is a combined four-under par in 11 rounds on the 17th hole at Quail Hollow Club, best of any player
- 8** Eight of 773 players (1.0%) are a combined two under or better in their career on the second leg of The Green Mile (17th hole).
- +21** Phil Mickelson, Charles Howell III, Vijay Singh & Bill Haas are a combined 21-over par on the 17th hole, marking the highest score to par of any player on this hole in the ShotLink era
- 80%** Bill Lunde has the best Green in Regulation percentage on the 17th hole at Quail Hollow Club since 2003 (min 15 rds)
- 13** players have made more than five birdies on the second leg of the Green Mile in the ShotLink era

Best Score to Par 17th Hole - Quail Hollow Club Since 2003

	Score to Par	Rds
Blake Adams	-4	11
Glen Hnatiuk	-3	4
Tommy Fleetwood	-2	14
Stephen Gangluff	-2	2
Scott Gutschewski	-2	7
Carlos Ortiz	-2	14
Chip Sullivan	-2	2
David Peoples	-2	4

Most Over Par 17th Hole - Quail Hollow Club Since 2003

	Score to Par	Rds
Phil Mickelson	+21	64
Vijay Singh	+21	50
Charles Howell III	+21	58
Bill Haas	+21	52
J.B. Holmes	+18	42
Rory Sabbatini	+16	52
Padraig Harrington	+16	30
Zach Johnson	+16	50
Lucas Glover	+16	60
Jason Kokrak	+15	24
Stuart Appleby	+15	33

Most Birdies Made 17th Hole - Quail Hollow Club Since 2003

	Total
Brendon de Jonge	8
Hunter Mahan	8
Geoff Ogilvy	8
Pat Perez	7
Rory Sabbatini	7
Jason Dufner	7
Kevin Stadler	6
Rory McIlroy	6
Jeff Maggert	6
Phil Mickelson	6
Robert Garrigus	6
Stewart Cink	6
Lucas Glover	6

Best Green in Regulation PCT 17th Hole - Quail Hollow Club Since 2003 (Min 15 Rds)

	PCT
Bill Lunde	80.0
Matt Jones	75.9
Patrick Rodgers	72.2
Emiliano Grillo	72.2
Heath Slocum	70.3

The Green Mile

The Green Mile (Holes 16-18) at Quail Hollow Club According to ShotLink



- 2** five players are two under on the final hole of the Green Mile in their careers, best score to par of any player since 2003
- 3** Vijay Singh (+26), Zach Johnson (+24) and Phil Mickelson (+23) have the three highest cumulative score to par on the 18th hole at Quail Hollow Club of any player since 2003
- 77.8%** Joey Sindelar has the best Green in Regulation on the 18th Hole at Quail Hollow Club of players with 10 or more rounds in the ShotLink era

Best Score to Par
18th Hole - Quail Hollow Club Since 2003

	Score to Par	Rds
Matteo Manassero	-2	4
Trace Crowe	-2	4
David Lynn	-2	4
Chris Paisley	-2	2
Louis Oosthuizen	-2	8

Most Over Par
18th Hole - Quail Hollow Club Since 2003

	Score to Par	Rds
Vijay Singh	+26	50
Zach Johnson	+24	50
Phil Mickelson	+23	64
Lucas Glover	+22	58
Stewart Cink	+20	46
Heath Slocum	+19	37
Davis Love III	+19	41
Johnson Wagner	+19	40
Geoff Ogilvy	+19	48
Rich Beem	+19	26

Best Green in Regulation PCT
18th Hole - Quail Hollow Club Since 2003 (Min 10 Rds)

	PCT
Joey Sindelar	77.8
Lee Westwood	75.0
Kirk Triplett	73.3
Steve Marino	72.4
Paul Stankowski	70.0
Lee Janzen	70.0

Most Birdies Made
18th Hole - Quail Hollow Club Since 2003

	Total
John Senden	7
Carl Pettersson	6
Pat Perez	6
Robert Allenby	6
Ian Poulter	6
Bill Haas	6
J.B. Holmes	6
Will MacKenzie	6

The Green Mile

The Green Mile (Holes 16-18) at Quail Hollow Club According to ShotLink



- +15** Since 2003, the winners at Quail Hollow Club have combined to play The Green Mile in 15-over par (16th Hole: -2, 17th Hole: +9 & 18th Hole: +8)
- 3** Jason Day (2018) played the Green Mile in three under, marking the best performance on these holes by a winner at Quail Hollow Club in the ShotLink era
- 1 / +8** Winners at Quail Hollow Club are one under in Round 3 on The Green Mile and eight over (nine shots worse) in the Final Round since 2003.
- 2** Jason Day (2018), Rory McIlroy (2010) and Joey Sindelar (2004) all played the Green Mile two under in the Final Round, marking the best score to par on the Green Mile in the final round of winners at this course since 2003
- +4** David Toms (2003) played the final three holes in four over, marking the worst performance on The Green Mile by a winner at this course since 2003. David Toms (2003) is the only winner in the ShotLink era to make triple bogey or worse on the final hole of the Final Round and win on TOUR (*made quadruple bogey/8 on 18*)

Winner Performances on The Green Mile Since 2003

	16	17	18	Score to Par
2023 Wyndham Clark	+1	-1	Even	Even
2021 Rory McIlroy	Even	Even	+1	+1
2019 Max Homa	Even	+1	+1	+2
2018 Jason Day	-1	-2	Even	-3
2017 Justin Thomas*	Even	Even	+1	+1
2016 James Hahn	-1	+2	+2	+3
2015 Rory McIlroy	-2	+3	Even	+1
2014 J.B. Holmes	+1	Even	-1	Even
2013 Derek Ernst	-1	Even	-1	-2
2012 Rickie Fowler	+1	Even	Even	+1
2011 Lucas Glover	Even	+2	Even	+2
2010 Rory McIlroy	Even	-1	+1	Even
2009 Sean O'Hair	-1	+1	Even	Even
2008 Anthony Kim	+3	+1	-1	+3
2007 Tiger Woods	Even	+2	+2	+4
2006 Jim Furyk	Even	+1	-1	Even
2005 Vijay Singh	-1	+1	Even	Even
2004 Joey Sindelar	-1	-1	Even	-2
2003 David Toms	Even	Even	4	+4

*2017 PGA Championship

Scoring on The Green Mile Winners Since 2003

Score to Par	
RD 1	+4
RD 2	+4
RD 3	-1
Final Round	+8

Performance in Final Round Winners on Green Mile Since 2003

Best	-2 (3 times)
Combined Score to par	+8
Under Par	4
Over Par	10
Worst	+4 (2003 David Toms)

Individual Player Results

Acosta, Jr., Joe (73.50)

Year	1st	2nd	3rd	4th	Total	Finish	Money
2003	71	76			147	CUT	
Total							

Adamonis, Brad (72.00)

Year	1st	2nd	3rd	4th	Total	Finish	Money
2008	70	70	74	74	288	T40	\$22,428.44
Total							\$22,428.44

Adams, Blake (72.64)

Year	1st	2nd	3rd	4th	Total	Finish	Money
2010	73	71	72	71	287	T29	\$38,711.11
2011	77	71			148	CUT	
2012	74	73			147	CUT	
2015	73	71	73		217	T74	13,561.00
Total							\$52,272.11

Adams III, Frank (76.00)

Year	1st	2nd	3rd	4th	Total	Finish	Money
2012	76	76			152	CUT	
Total							

Aiken, Thomas (73.00)

Year	1st	2nd	3rd	4th	Total	Finish	Money
2016	72	74			146	CUT	
Total							

Albertson, Anders (72.50)

Year	1st	2nd	3rd	4th	Total	Finish	Money
2019	73	72			145	CUT	
Total							

Aldridge, Tyler (73.67)

Year	1st	2nd	3rd	4th	Total	Finish	Money
2016	76	76			152	CUT	
2017	74	70	71	75	290	T52	\$17,314.28
Total							\$17,314.28

Alexander, Tyson (76.00)

Year	1st	2nd	3rd	4th	Total	Finish	Money
2023	81	71			152	CUT	
Total							

Alker, Steven (72.33)

Year	1st	2nd	3rd	4th	Total	Finish	Money
2003	75	71			146	CUT	
2015	69	72	72	70	283	T28	\$43,310.00
2017	74	71	77		222	T76	13,875.00
Total							\$57,185.00

Allan, Steve (72.50)

Year	1st	2nd	3rd	4th	Total	Finish	Money
2004	69	74	72	74	289	T56	\$12,544.00
2005	74	73	72	72	291	T44	18,140.00
Total							\$30,684.00

Allem, Fulton (80.00)

Year	1st	2nd	3rd	4th	Total	Finish	Money
2003	83	80			163	CUT	
2004	77	80			157	CUT	
Total							

Allen, Michael (73.11)

Year	1st	2nd	3rd	4th	Total	Finish	Money
2004	74	69	70	79	292	T66	\$11,536.00
2005	76	81			157	CUT	
2006	76	71			147	CUT	
2008	73	70	73	71	287	T34	32,320.00
2009	70	73	72	71	286	T38	27,300.00
2010	75	72			147	CUT	
Total							\$71,156.00

Allenby, Robert (72.10)

Year	1st	2nd	3rd	4th	Total	Finish	Money
2004	72	68	74	74	288	T50	\$13,402.67
2005	74	76			150	CUT	
2007	70	76	69	73	288	T34	29,820.00
2008	70	70	73	66	279	4	307,200.00
2009	67	74	77	70	288	T47	16,921.67
2010	71	70	72	72	285	T17	91,000.00
2011	72	71	69	73	285	T48	16,157.14
2012	70	77			147	CUT	
2013	76	70	71	70	287	T27	47,570.00
2014	73	72	73	71	289	T55	15,801.00
2015	74	72			146	CUT	
2016	77	75			152	CUT	
Total							\$537,872.48

Allred, Jason (79.00)

Year	1st	2nd	3rd	4th	Total	Finish	Money
2005	77	81			158	CUT	
Total							

Ames, Stephen (72.73)

Year	1st	2nd	3rd	4th	Total	Finish	Money
2003	69	75	74	70	288	T34	\$28,280.00
2006	71	73	71	72	287	T22	63,000.00
2007	69	73	74	76	292	T61	13,419.00
2008	69	75	74	69	287	T34	32,320.00
2012	74	73			147	CUT	
2013	77	76			153	CUT	
2014	72	74			146	CUT	
Total							\$137,019.00

An, Byeong Hun (71.82)

Year	1st	2nd	3rd	4th	Total	Finish	Money
2016	74	74			148	CUT	
2017	72	70	69	71	282	T8	\$210,000.00
2018	73	70	70	75	288	T63	16,247.00
2019	72	70	71		213	W/D	
2021	76	69			145	CUT	
2023	73	72			145	CUT	
Total							\$226,247.00

Ancer, Abraham (71.40)

Year	1st	2nd	3rd	4th	Total	Finish	Money
2018	72	78			150	CUT	
2021	69	70	70	66	275	2	\$882,900.00
2022	69	68	76	76	289	T56	20,790.00
Total							\$903,690.00

Anderson, Chris (75.50)

Year	1st	2nd	3rd	4th	Total	Finish	Money
2005	76	75			151	CUT	
Total							

Individual Player Results

Anderson, Mark (72.50)

Year	1st	2nd	3rd	4th	Total	Finish	Money
2012	73	77			150	CUT	
2017	70	72	71	72	285	T24	\$59,357.14
						Total	\$59,357.14

Andrade, Billy (74.13)

Year	1st	2nd	3rd	4th	Total	Finish	Money
2003	73	74			147	CUT	
2004	69	77			146	CUT	
2005	74	80			154	CUT	
2006	69	73	78	74	294	T56	\$14,238.00
2007	73	74	72	75	294	T69	12,411.00
2008	74	77			151	CUT	
						Total	\$26,649.00

Aphibarnrat, Kiradech (72.50)

Year	1st	2nd	3rd	4th	Total	Finish	Money
2022	73	72			145	CUT	
						Total	

Appleby, Stuart (73.31)

Year	1st	2nd	3rd	4th	Total	Finish	Money
2003	73	73			146	CUT	
2004	66	72	70	74	282	T15	\$86,800.00
2005	73	79			152	CUT	
2006	72	67	74	80	293	T52	14,773.50
2007	75				75	DQ	
2008	76	71			147	CUT	
2009	73	79			152	CUT	
2010	75	70	71	78	294	T69	12,870.00
2011	68	77			145	CUT	
2012	72	73			145	CUT	
2013	71	71	75	74	291	T50	15,828.75
2014	77	72			149	CUT	
2016	73	74			147	CUT	
2017	74	74			148	CUT	
						Total	\$130,272.25

Armour, Ryan (72.25)

Year	1st	2nd	3rd	4th	Total	Finish	Money
2007	78	73			151	CUT	
2008	75	72			147	CUT	
2017	71	72	75	73	291	T59	\$16,425.00
2019	72	73			145	CUT	
2021	71	74			145	CUT	
2022	72	67	76	66	281	T25	69,150.00
2023	70	71	75	69	285	T56	46,200.00
						Total	\$131,775.00

Armour III, Tommy (73.13)

Year	1st	2nd	3rd	4th	Total	Finish	Money
2004	77	70			147	CUT	
2005	76	72	72	69	289	T28	\$40,800.00
2006	74	70	77	74	295	T59	13,797.00
2008	74	68	74	72	288	T40	22,428.45
2009	73	78			151	CUT	
						Total	\$77,025.45

Atwal, Arjun (72.54)

Year	1st	2nd	3rd	4th	Total	Finish	Money
2004	74	77			151	CUT	
2005	75	73	75	70	293	T56	\$13,260.00
2011	72	71	75		218	T6	12,220.00
2012	68	69	75	69	281	T21	67,600.00
						Total	\$93,080.00

Austin, Woody (72.77)

Year	1st	2nd	3rd	4th	Total	Finish	Money
2003	72	71	70	70	283	T11	\$111,200.00
2004	75	70			145	CUT	
2005	71	73	75	70	289	T28	40,800.00
2006	73	72	73	76	294	T56	14,238.00
2007	71	74	72	72	289	T43	18,774.00
2008	75	75			150	CUT	
2009	71	74			145	CUT	
2010	74	76			150	CUT	
2014	74	73			147	CUT	
						Total	\$185,012.00

Axley, Eric (74.75)

Year	1st	2nd	3rd	4th	Total	Finish	Money
2007	79	72			151	CUT	
2008	71	77			148	CUT	
2009	71	74			145	CUT	
2015	79	75			154	CUT	
						Total	

Azinger, Paul (72.60)

Year	1st	2nd	3rd	4th	Total	Finish	Money
2005	72	75	74	72	293	T56	\$13,260.00
2006	70				70	W/D	
						Total	\$13,260.00

Baddeley, Aaron (73.24)

Year	1st	2nd	3rd	4th	Total	Finish	Money
2004	71	79			150	CUT	
2005	72	76	76	71	295	T68	\$12,060.00
2006	73	74			147	CUT	
2007	71	75	71	72	289	T43	18,774.00
2008	73	71	74	70	288	T40	22,428.45
2009	75	74			149	CUT	
2010	73	72	73	73	291	T51	15,296.67
2012	69	73	75	72	289	T65	13,455.00
2015	74	70	70	72	286	T55	16,188.00
2018	71	77			148	CUT	
2022	74	84			158	CUT	
						Total	\$98,202.12

Bae, Sangmoon (71.79)

Year	1st	2nd	3rd	4th	Total	Finish	Money
2012	69	69	77	73	288	T57	\$14,235.00
2014	72	71	71	72	286	T38	28,980.00
2015	70	72	73	72	287	T58	15,407.00
2019	71	73			144	CUT	
						Total	\$58,622.00

Baird, Briny (71.25)

Year	1st	2nd	3rd	4th	Total	Finish	Money
2007	72	73	70	70	285	T16	\$91,350.00
						Total	\$91,350.00

Barber, Aaron (74.00)

Year	1st	2nd	3rd	4th	Total	Finish	Money
2003	73	75			148	CUT	
						Total	

Barber, Blayne (72.75)

Year	1st	2nd	3rd	4th	Total	Finish	Money
2015	71	74			145	CUT	
2016	69	79			148	CUT	
2018	71	73	70	75	289	T67	\$15,708.00
						Total	\$15,708.00

Individual Player Results

Barcelo, Rich (72.83)

Year	1st	2nd	3rd	4th	Total	Finish	Money
2004	74	68	72	74	288	T50	\$13,402.66
2010	75	74			149	CUT	
						Total	\$13,402.66

Barjon, Paul (72.00)

Year	1st	2nd	3rd	4th	Total	Finish	Money
2022	65	74	76	73	288	T51	\$21,762.00
						Total	\$21,762.00

Barlow, Craig (73.17)

Year	1st	2nd	3rd	4th	Total	Finish	Money
2003	75	70	75	70	290	T51	\$13,104.00
2005	71	75	73	71	290	T33	28,472.73
2006	73	70	74	81	298	T67	12,726.00
						Total	\$54,302.73

Barnes, Ricky (72.42)

Year	1st	2nd	3rd	4th	Total	Finish	Money
2004	73	75			148	CUT	
2010	69	72	74	71	286	T22	\$58,592.86
2011	77	70			147	CUT	
2013	74	77			151	CUT	
2014	72	72	68	73	285	T30	40,106.25
2015	67	73	72	71	283	T28	43,310.00
2016	70	76			146	CUT	
2017	73	72	70	77	292	T63	15,900.00
						Total	\$157,909.11

Barranger, Todd (74.75)

Year	1st	2nd	3rd	4th	Total	Finish	Money
2003	75	73			148	CUT	
2005	74	77			151	CUT	
						Total	

Barron, Doug (74.75)

Year	1st	2nd	3rd	4th	Total	Finish	Money
2003	74	76			150	CUT	
2005	80	77			157	CUT	
2006	75	71	72	73	291	T38	\$24,570.00
						Total	\$24,570.00

Bateman, Brian (74.17)

Year	1st	2nd	3rd	4th	Total	Finish	Money
2005	73	80			153	CUT	
2008	72	75			147	CUT	
2009	70	75			145	CUT	
						Total	

Bates, Pat (72.17)

Year	1st	2nd	3rd	4th	Total	Finish	Money
2003	70	77			147	CUT	
2004	75	68	72	71	286	T35	\$25,293.33
						Total	\$25,293.33

Beckman, Cameron (73.05)

Year	1st	2nd	3rd	4th	Total	Finish	Money
2004	67	72	71	74	284	T28	\$38,920.00
2005	71	82			153	CUT	
2007	75	72	72	72	291	T56	14,112.00
2009	73	71	72	68	284	T29	44,200.00
2010	78	75			153	CUT	
2011	75	71			146	CUT	
2012	72	78			150	CUT	
						Total	\$97,232.00

Beem, Rich (73.67)

Year	1st	2nd	3rd	4th	Total	Finish	Money
2003	67	72	74	72	285	T21	\$62,720.00
2004	70	73	68	75	286	T35	25,293.33
2005	76	75			151	CUT	
2006	77	70			147	CUT	
2007	73	80			153	CUT	
2008	72	71	75	78	296	T70	12,736.00
2009	71	73	76	82	302	74	12,480.00
2011	75	73			148	CUT	
						Total	\$113,229.33

Begay III, Notah (74.40)

Year	1st	2nd	3rd	4th	Total	Finish	Money
2004	67	70	69	73	279	T5	\$196,700.00
2005	80	79			159	CUT	
2009	75	76			151	CUT	
2010	78	77			155	CUT	
						Total	\$196,700.00

Beljan, Charlie (75.67)

Year	1st	2nd	3rd	4th	Total	Finish	Money
2012	78				78	W/D	
2013	78	75			153	CUT	
2014	74	76			150	CUT	
2015	75	71			146	CUT	
2017	74	80			154	CUT	
						Total	

Berganio, Jr., David (74.00)

Year	1st	2nd	3rd	4th	Total	Finish	Money
2003	70	77			147	CUT	
2007	69	76	71	83	299	T82	\$11,025.00
2009	72				72	W/D	
						Total	\$11,025.00

Berger, Daniel (71.40)

Year	1st	2nd	3rd	4th	Total	Finish	Money
2015	71	68	70	74	283	T28	\$43,310.00
2016	68	71	74	73	286	T17	95,525.71
2017	71	72	72	72	287	T36	34,562.50
2018	73	69	69	75	286	T55	17,479.00
2019	73	69	70	74	286	T54	17,933.00
						Total	\$208,810.21

Bertsch, Shane (75.14)

Year	1st	2nd	3rd	4th	Total	Finish	Money
2006	80	74			154	CUT	
2008	71	73	78		222	T80	\$11,328.00
2017	75	75			150	CUT	
						Total	\$11,328.00

Bettencourt, Matt (72.78)

Year	1st	2nd	3rd	4th	Total	Finish	Money
2009	72	71	71	69	283	T22	\$58,592.86
2010	78	71			149	CUT	
2011	79				79	W/D	
2012	77	67			144	CUT	
						Total	\$58,592.86

Bhatia, Akshay (71.33)

Year	1st	2nd	3rd	4th	Total	Finish	Money
2021	73	72			145	CUT	
2023	72	69	69	73	283	T43	\$69,000
						Total	\$69,000

Individual Player Results

Biershenk, Tommy (74.50)

Year	1st	2nd	3rd	4th	Total	Finish	Money
2012	76	73			149	CUT	
Total							

Bigley, Bryan (77.25)

Year	1st	2nd	3rd	4th	Total	Finish	Money
2011	78	76			154	CUT	
2012	80	75			155	CUT	
Total							

Bjornstad, Henrik (73.00)

Year	1st	2nd	3rd	4th	Total	Finish	Money
2006	76	73			149	CUT	
2010	72	73	72	72	289	T43	\$21,450.00
Total							\$21,450.00

Blair, Zac (71.55)

Year	1st	2nd	3rd	4th	Total	Finish	Money
2015	76	69			145	CUT	
2016	75				75	DQ	
2017	72	70	69	72	283	T12	\$142,500.00
2023	72	68	73	71	284	T47	\$51,222.23
Total							\$193,722.23

Blanks, Kris (73.50)

Year	1st	2nd	3rd	4th	Total	Finish	Money
2010	72	74			146	CUT	
2011	76	71			147	CUT	
2012	75	73			148	CUT	
Total							

Blaum, Ryan (72.31)

Year	1st	2nd	3rd	4th	Total	Finish	Money
2017	72	73	74	74	293	T66	\$15,300.00
2018	75	70	75		220	T84	13,013.00
2019	71	72	68	73	284	T45	23,131.20
2022	72	71			143	CUT	
Total							\$51,444.20

Blixt, Jonas (72.21)

Year	1st	2nd	3rd	4th	Total	Finish	Money
2012	68	73	67	71	279	T9	\$156,000.00
2013	76	76			152	CUT	
2014	71	75			146	CUT	
2015	74	73			147	CUT	
2016	77	71			148	CUT	
2018	71	71	69	72	283	T27	52,360.00
2019	70	77			147	CUT	
2021	71	73	70	76	290	T65	17,172.00
2022	71	70			141	CUT	
Total							\$225,532.00

Bohn, Jason (71.86)

Year	1st	2nd	3rd	4th	Total	Finish	Money
2004	71	70	72	72	285	T32	\$33,133.33
2005	74	78			152	CUT	
2006	71	73	73	72	289	T31	38,193.75
2007	67	72	73	78	290	T52	14,773.50
2008	68	67	72	71	278	3	435,200.00
2009	72	73			145	CUT	
2010	75	71			146	CUT	
2011	71	67	75	70	283	T33	30,170.84
2012	76	73			149	CUT	
2013	71	77			148	CUT	

2014	73	67	67	70	277	4	331,200.00
2015	72	68	69	69	278	T9	184,600.00
2016	75	73			148	CUT	
2017	75	70	77		222	T76	13,875.00
Total							\$1,081,146.42

Bolli, Justin (73.33)

Year	1st	2nd	3rd	4th	Total	Finish	Money
2008	73	71	73	71	288	T40	\$22,428.45
2013	77	75			152	CUT	
Total							\$22,428.45

Bowden, Craig (76.25)

Year	1st	2nd	3rd	4th	Total	Finish	Money
2004	76	75			151	CUT	
2010	76	78			154	CUT	
Total							

Bowditch, Steven (72.56)

Year	1st	2nd	3rd	4th	Total	Finish	Money
2011	71	68	72	71	282	T28	\$44,200.00
2013	69	76	73	75	293	T61	14,405.00
2015	73	71	72	69	285	T47	18,016.25
2016	71	76			147	CUT	
2017	77	77			154	CUT	
Total							\$76,621.25

Bozzelli, Dominic (73.67)

Year	1st	2nd	3rd	4th	Total	Finish	Money
2017	72	78			150	CUT	
2018	74	73			147	CUT	
2019	71	74			145	CUT	
Total							

Bradley, Keegan (71.00)

Year	1st	2nd	3rd	4th	Total	Finish	Money
2011	74	72			146	CUT	
2012	70	76			146	CUT	
2018	68	77	72		217	T76	\$14,168.00
2019	70	74			144	CUT	
2021	66	75	71	71	283	T18	96,390.00
2022	70	65	67	72	274	T2	681,000.00
2023	70	69	69	73	281	T35	99,600.00
Total							\$891,158.00

Bradley, Michael (75.00)

Year	1st	2nd	3rd	4th	Total	Finish	Money
2013	77	73			150	CUT	
Total							

Bramlett, Joseph (71.90)

Year	1st	2nd	3rd	4th	Total	Finish	Money
2011	75	71			146	CUT	
2021	70	75			145	CUT	
2022	70	76			146	CUT	
2023	72	69	72	69	282	T40	\$83,000.00
Total							\$83,000.00

Branshaw, David (73.88)

Year	1st	2nd	3rd	4th	Total	Finish	Money
2004	76	77			153	CUT	
2006	77	68	70	73	288	T26	\$46,620.00
2007	75	75			150	CUT	
Total							\$46,620.00

Individual Player Results

Bray, Dustin (74.50)

Year	1st	2nd	3rd	4th	Total	Finish	Money
2014	72	77			149	CUT	
Total							

Brehaut, Jeff (72.88)

Year	1st	2nd	3rd	4th	Total	Finish	Money
2003	68	73	78	69	288	T34	\$28,280.00
2004	71	76			147	CUT	
2006	77	71			148	CUT	
Total							\$28,280.00

Brehm, Ryan (75.25)

Year	1st	2nd	3rd	4th	Total	Finish	Money
2017	76	75			151	CUT	
2021	76	74			150	CUT	
Total							

Brewbaker, Fielding (73.00)

Year	1st	2nd	3rd	4th	Total	Finish	Money
2014	72	74			146	CUT	
Total							

Bridgeman, Jacob (73.00)

Year	1st	2nd	3rd	4th	Total	Finish	Money
2022	76	70			146	CUT	
Total							

Briggs, Danny (74.00)

Year	1st	2nd	3rd	4th	Total	Finish	Money
2004	73	73			146	CUT	
2005	76	74			150	CUT	
Total							

Brigman, D.J. (74.50)

Year	1st	2nd	3rd	4th	Total	Finish	Money
2004	76	71			147	CUT	
2011	73	78			151	CUT	
Total							

Brooks, Mark (76.67)

Year	1st	2nd	3rd	4th	Total	Finish	Money
2003	74	73			147	CUT	
2005	83				83	W/D	
Total							

Brown, Scott (72.38)

Year	1st	2nd	3rd	4th	Total	Finish	Money
2012	75	70			145	CUT	
2013	74	71	75	69	289	T38	\$28,810.00
2014	71	73	70	71	285	T30	40,106.25
2015	71	68	69	71	279	T13	137,266.67
2016	72	76			148	CUT	
2017	73	76			149	CUT	
2018	75	73			148	CUT	
2019	72	75			147	CUT	
2021	71	76			147	CUT	
Total							\$206,182.92

Browne, Olin (73.75)

Year	1st	2nd	3rd	4th	Total	Finish	Money
2003	73	72	73	76	294	T65	\$11,536.00
2004	72	76			148	CUT	
2006	71	74	72	76	293	T52	14,773.50
2008	73	77			150	CUT	
Total							\$26,309.50

Bryan, Wesley (73.50)

Year	1st	2nd	3rd	4th	Total	Finish	Money
2017	73	77			150	CUT	
2022	66	78			144	CUT	
Total							

Bryant, Bart (73.83)

Year	1st	2nd	3rd	4th	Total	Finish	Money
2005	70	74	75	70	289	T28	\$40,800.00
2006	73	81			154	CUT	
Total							\$40,800.00

Buckley, Hayden (71.83)

Year	1st	2nd	3rd	4th	Total	Finish	Money
2022	69	73			142	CUT	
2023	72	67	73	71	283	T43	\$69,000.00
Total							\$69,000.00

Burgoon, Bronson (73.83)

Year	1st	2nd	3rd	4th	Total	Finish	Money
2016	73	75			148	CUT	
2018	72	74			146	CUT	
2021	79	70			149	CUT	
Total							

Burns, Bob (73.75)

Year	1st	2nd	3rd	4th	Total	Finish	Money
2003	75	72			147	CUT	
2004	74	74			148	CUT	
Total							

Burns, Sam (72.14)

Year	1st	2nd	3rd	4th	Total	Finish	Money
2018	69	70	73	74	286	T55	\$17,479.00
2019	77				77	W/D	
2023	71	71			142	CUT	
Total							\$17,479.00

Byrd, Jonathan (72.68)

Year	1st	2nd	3rd	4th	Total	Finish	Money
2003	73	75			148	CUT	
2004	76	72			148	CUT	
2005	73	76			149	CUT	
2007	77	72			149	CUT	
2008	73	75			148	CUT	
2009	72	72	70	66	280	T5	\$212,875.00
2010	72	75			147	CUT	
2011	66	68	67	72	273	2	702,000.00
2012	69	69	72	69	279	T9	156,000.00
2013	72	73	77		222	T80	11,926.00
2014	68	71	70	73	282	T14	120,750.00
2015	72	76			148	CUT	
2016	81	76			157	CUT	
2018	71	76			147	CUT	
2019	78	79			157	CUT	
2022	72	74			146	CUT	
Total							\$1,203,551.00

Byrd, Marcus (74.00)

Year	1st	2nd	3rd	4th	Total	Finish	Money
2023	77	71			148	CUT	
Total							

Individual Player Results

Byrum, Tom (73.08)

Year	1st	2nd	3rd	4th	Total	Finish	Money
2003	76	73			149	CUT	
2004	74	69	71	68	282	T15	\$86,800.00
2005	74	73	76	70	293	T56	13,260.00
2006	74	79			153	CUT	
Total							\$100,060.00

Cabrera, Ángel (72.83)

Year	1st	2nd	3rd	4th	Total	Finish	Money
2008	71	74	73	82	300	72	\$12,544.00
2009	70	76			146	CUT	
2010	70	67	73	68	278	3	442,000.00
2012	71	73			144	CUT	
2013	73	69	75	80	297	71	13,266.00
2014	66	69	75	75	285	T30	40,106.25
2015	69	74	76		219	T79	12,851.00
2016	73	72	74	72	291	T53	16,589.25
2017	75	77			152	CUT	
Total							\$537,356.50

Cabrera Bello, Rafa (72.00)

Year	1st	2nd	3rd	4th	Total	Finish	Money
2017	69	71	73	72	285	T24	\$59,357.14
2021	74	73			147	CUT	
Total							\$59,357.14

Calcavecchia, Mark (73.79)

Year	1st	2nd	3rd	4th	Total	Finish	Money
2003	70	78			148	CUT	
2006	72	73	74	79	298	T67	\$12,726.00
2009	69	74	74	78	295	T70	12,870.00
2010	71	74	73	74	292	T57	14,365.00
Total							\$39,961.00

Campbell, Brian (73.00)

Year	1st	2nd	3rd	4th	Total	Finish	Money
2017	67	79			146	CUT	
Total							

Campbell, Chad (72.59)

Year	1st	2nd	3rd	4th	Total	Finish	Money
2003	71	72	69	74	286	T24	\$46,480.00
2004	70	74	66	73	283	T21	54,160.00
2005	71	77	72	70	290	T33	28,472.73
2006	75	72			147	CUT	
2007	75	75			150	CUT	
2009	72	70	73	76	291	T62	13,910.00
2010	72	70	74	71	287	T29	38,711.11
2011	71	71	80		222	T82	11,310.00
2012	72	71	72	69	284	T40	24,700.00
2013	75	74			149	CUT	
2015	71	69	68	81	289	T68	14,342.00
2016	74	77			151	CUT	
2017	74	73			147	CUT	
Total							\$232,085.84

Campbell, Michael (75.00)

Year	1st	2nd	3rd	4th	Total	Finish	Money
2003	76	74			150	CUT	
Total							

Camplin, Todd (79.00)

Year	1st	2nd	3rd	4th	Total	Finish	Money
2011	83	75			158	CUT	
Total							

Campos, Rafael (74.00)

Year	1st	2nd	3rd	4th	Total	Finish	Money
2021	69	79			148	CUT	
Total							

Cantlay, Patrick (70.50)

Year	1st	2nd	3rd	4th	Total	Finish	Money
2021	72	73			145	CUT	
2023	67	71	71	69	278	T21	\$235,000.00
Total							\$235,000.00

Cappelen, Sebastian (75.00)

Year	1st	2nd	3rd	4th	Total	Finish	Money
2021	74	76			150	CUT	
Total							

Carballo, Miguel Angel (74.50)

Year	1st	2nd	3rd	4th	Total	Finish	Money
2012	74	76			150	CUT	
2017	75	70	74	78	297	73	\$14,550.00
Total							\$14,550.00

Caron, Jason (72.25)

Year	1st	2nd	3rd	4th	Total	Finish	Money
2003	72	72	74	71	289	T40	\$18,663.28
Total							\$18,663.28

Carter, Jim (72.25)

Year	1st	2nd	3rd	4th	Total	Finish	Money
2003	71	73	72	73	289	T40	\$18,663.27
Total							\$18,663.27

Carter, Tom (72.75)

Year	1st	2nd	3rd	4th	Total	Finish	Money
2004	73	70	73	75	291	T64	\$11,816.00
Total							\$11,816.00

Case, Ben (78.00)

Year	1st	2nd	3rd	4th	Total	Finish	Money
2003	85	71			156	CUT	
Total							

Casey, Paul (71.00)

Year	1st	2nd	3rd	4th	Total	Finish	Money
2008	73	76			149	CUT	
2011	78	68			146	CUT	
2016	70	71	72	77	290	T41	\$22,642.16
2017	70	75	70	68	283	T12	142,500.00
2018	69	68	69	71	277	T5	281,050.00
2019	69	71	66	69	275	T4	311,062.50
Total							\$757,254.66

Castro, Roberto (71.35)

Year	1st	2nd	3rd	4th	Total	Finish	Money
2012	68	72	72	71	283	T32	\$34,450.00
2013	71	73	74	76	294	T65	13,936.00
2014	71	70	69	70	280	T8	200,100.00
2016	71	66	71	71	279	2	788,400.00
2017	72	74			146	CUT	
2019	71	74			145	CUT	
Total							\$1,036,886.00

Individual Player Results

Cauley, Bud (71.83)

Year	1st	2nd	3rd	4th	Total	Finish	Money
2013	70	73	73	73	289	T38	\$28,810.00
2014	71	71	70	74	286	T38	28,980.00
2016	74	75			149	CUT	
2018	69	76	71	73	289	T67	15,708.00
2019	73	70	68	69	280	T24	67,347.50
Total							\$140,845.50

Cejka, Alex (72.37)

Year	1st	2nd	3rd	4th	Total	Finish	Money
2003	73	71	73	72	289	T40	\$18,663.28
2005	77	76			153	CUT	
2008	77	71			148	CUT	
2010	70	76			146	CUT	
2011	71	68	70	76	285	T48	16,157.14
2015	71	70	74	72	287	T58	15,407.00
2016	70	74	75	72	291	T53	16,589.25
2017	72				72	W/D	
2018	70	71	71	71	283	T27	52,360.00
Total							\$119,176.67

Chalmers, Greg (72.36)

Year	1st	2nd	3rd	4th	Total	Finish	Money
2003	71	71	71	69	282	T7	\$168,700.00
2006	81	70			151	CUT	
2009	73	72			145	CUT	
2010	70	71	74	75	290	T48	17,030.00
2011	74	72			146	CUT	
2014	75	71			146	CUT	
2017	74	76			150	CUT	
2018	71	70	70	71	282	T21	77,000.00
Total							\$262,730.00

Chamblee, Brandel (73.00)

Year	1st	2nd	3rd	4th	Total	Finish	Money
2003	72	74			146	CUT	
Total							

Champ, Cameron (72.50)

Year	1st	2nd	3rd	4th	Total	Finish	Money
2019	72	73			145	CUT	
2023	70	75			145	CUT	
Total							

Chappell, Kevin (71.92)

Year	1st	2nd	3rd	4th	Total	Finish	Money
2011	73	72			145	CUT	
2012	72	71	71	73	287	T53	\$15,047.50
2013	73	71	78		222	T80	11,926.00
2014	73	70	70	68	281	T11	158,700.00
2015	66	73	74	67	280	T16	113,600.00
2016	67	74	74	75	290	T41	22,642.17
2022	70	69	79	75	293	T62	19,800.00
Total							\$341,715.67

Chin, John (72.00)

Year	1st	2nd	3rd	4th	Total	Finish	Money
2019	75	69			144	CUT	
Total							

Choi, K.J. (72.33)

Year	1st	2nd	3rd	4th	Total	Finish	Money
2003	73	72	70	75	290	T51	\$13,104.00
2004	71	73	69	73	286	T35	25,293.33

2007	70	74	69	74	287	T24	46,620.00
2009	74	74			148	CUT	
2014	77	73			150	CUT	
2015	68	72	69	74	283	T28	43,310.00
2021	70	74	73	75	292	T70	16,524.00
Total							\$144,851.33

Chopra, Daniel (74.17)

Year	1st	2nd	3rd	4th	Total	Finish	Money
2004	73	68	71	74	286	T35	\$25,293.33
2005	75	78			153	CUT	
2006	72	74	75	77	298	T67	12,726.00
2010	76	77			153	CUT	
Total							\$38,019.33

Christian, Gary (72.00)

Year	1st	2nd	3rd	4th	Total	Finish	Money
2012	73	70	74	71	288	T57	\$14,235.00
Total							\$14,235.00

Cink, Stewart (71.25)

Year	1st	2nd	3rd	4th	Total	Finish	Money
2003	72	69	74	74	289	T40	\$18,663.27
2004	72	74			146	CUT	
2006	70	74	71	73	288	T26	46,620.00
2007	70	71	69	70	280	T5	239,400.00
2008	73	70	65	74	282	T8	179,200.00
2009	72	73			145	CUT	
2010	72	75			147	CUT	
2011	71	65	68	74	278	T9	150,428.57
2012	65	69	71	75	280	T15	100,750.00
2014	68	70	74	72	284	T23	58,157.14
2015	67	76	68	71	282	T20	71,621.25
2017	73	73			146	CUT	
2018	71	72	72	76	291	T72	15,015.00
2021	71	69	75	70	285	T37	36,045.00
2022	66	73	74	65	278	T9	218,250.00
2023	71	66	78	74	289	67	42,200.00
Total							\$1,176,350.23

Clark II, Michael (78.50)

Year	1st	2nd	3rd	4th	Total	Finish	Money
2004	77	80			157	CUT	
Total							

Clark, Tim (73.31)

Year	1st	2nd	3rd	4th	Total	Finish	Money
2003	75	71			146	CUT	
2004	73	69	71	78	291	T64	\$11,816.00
2005	73	78			151	CUT	
2006	73	70	71	71	285	T14	100,800.00
2008	78	74			152	CUT	
2012	73	75			148	CUT	
Total							\$112,616.00

Clark, Wyndham (70.00)

Year	1st	2nd	3rd	4th	Total	Finish	Money
2019	74	75			149	CUT	
2021	71	72	73	70	286	T43	\$25,069.50
2023	67	67	63	68	265	1	\$3,600,000.00
Total							\$3,625,069.50

Individual Player Results

Clarke, Darren (74.67)

Year	1st	2nd	3rd	4th	Total	Finish	Money
2007	76				76	W/D	
2014	76	72			148	CUT	
Total							

Claxton, Paul (74.00)

Year	1st	2nd	3rd	4th	Total	Finish	Money
2009	77	71			148	CUT	
Total							

Claxton, Will (71.88)

Year	1st	2nd	3rd	4th	Total	Finish	Money
2012	71	72	70	69	282	T26	\$47,125.00
2013	73	73	73	74	293	T61	14,405.00
Total							\$61,530.00

Coceres, José (76.75)

Year	1st	2nd	3rd	4th	Total	Finish	Money
2003	76	77			153	CUT	
2004	78	76			154	CUT	
Total							

Cochran, Russ (72.50)

Year	1st	2nd	3rd	4th	Total	Finish	Money
2004	73	72			145	CUT	
Total							

Cole, Eric (71.50)

Year	1st	2nd	3rd	4th	Total	Finish	Money
2023	71	72			143	CUT	
Total							

Cole, Ryan (74.00)

Year	1st	2nd	3rd	4th	Total	Finish	Money
2023	71	77			148	CUT	
Total							

Coles, Gavin (73.50)

Year	1st	2nd	3rd	4th	Total	Finish	Money
2007	76	71	72	77	296	T77	\$11,655.00
2012	72	71	75	74	292	72	12,740.00
Total							\$24,395.00

Collins, Chad (72.35)

Year	1st	2nd	3rd	4th	Total	Finish	Money
2010	74	70	70	73	287	T29	\$38,711.11
2011	76	69			145	CUT	
2014	72	75			147	CUT	
2015	72	70	73	74	289	T68	14,342.00
2016	72	75			147	CUT	
2017	71	74	69	72	286	T31	44,475.00
2019	76	70			146	CUT	
Total							\$97,528.11

Colsaerts, Nicolas (73.50)

Year	1st	2nd	3rd	4th	Total	Finish	Money
2013	70	77			147	CUT	
2014	75	72			147	CUT	
Total							

Compton, Erik (74.00)

Year	1st	2nd	3rd	4th	Total	Finish	Money
2012	75	75			150	CUT	
2013	76	76			152	CUT	
2015	72	73			145	CUT	
2016	70	74	73	76	293	T65	\$15,111.00
Total							\$15,111.00

Cone, Trevor (73.00)

Year	1st	2nd	3rd	4th	Total	Finish	Money
2023	76	70			146	CUT	
Total							

Connell, Michael (73.17)

Year	1st	2nd	3rd	4th	Total	Finish	Money
2010	76	69	76	73	294	T69	\$12,870.00
2011	72	73			145	CUT	
Total							\$12,870.00

Connors, Corey (70.67)

Year	1st	2nd	3rd	4th	Total	Finish	Money
2015	72	74			146	CUT	
2018	75	69	69	72	285	T42	\$22,389.23
2021	69	72	73	72	286	T43	25,069.50
2022	69	71	70	70	280	T21	98,100.00
2023	70	69	66	70	275	T8	525,000.00
Total							\$670,558.73

Constable, Donald (74.00)

Year	1st	2nd	3rd	4th	Total	Finish	Money
2013	73	75			148	CUT	
Total							

Cook, Austin (72.80)

Year	1st	2nd	3rd	4th	Total	Finish	Money
2018	71	72	69	72	284	T34	\$37,248.75
2021	78	73			151	CUT	
2022	67	74			141	CUT	
2023	77	75			152	CUT	
Total							\$37,248.75

Cook, John (73.25)

Year	1st	2nd	3rd	4th	Total	Finish	Money
2004	74	70	67	75	286	T35	\$25,293.33
2005	76	73			149	CUT	
2007	73	78			151	CUT	
Total							\$25,293.33

Couch, Chris (73.75)

Year	1st	2nd	3rd	4th	Total	Finish	Money
2006	73	78			151	CUT	
2012	73	71			144	CUT	
Total							

Couples, Fred (71.70)

Year	1st	2nd	3rd	4th	Total	Finish	Money
2003	66	72	74	76	288	T34	\$28,280.00
2008	72	69	69	72	282	T8	179,200.00
2010	76	71			147	CUT	
Total							\$207,480.00

Cover, Patrick (75.00)

Year	1st	2nd	3rd	4th	Total	Finish	Money
2021	75	75			150	CUT	
Total							

Individual Player Results

Cox, Kris (73.50)

Year	1st	2nd	3rd	4th	Total	Finish	Money
2006	76	71			147	CUT	
Total							

Crain, Andy (77.50)

Year	1st	2nd	3rd	4th	Total	Finish	Money
2004	83	72			155	CUT	
Total							

Crane, Ben (72.82)

Year	1st	2nd	3rd	4th	Total	Finish	Money
2003	71	73	74	74	292	T60	\$12,264.00
2004	75	70			145	CUT	
2006	71	74	74	78	297	T65	13,167.00
2009	70	75			145	CUT	
2012	70	64	73	74	281	T21	67,600.00
2014	75	73			148	CUT	
2016	71	78			149	CUT	
2019	72	73			145	CUT	
Total							\$93,031.00

Creel, Joshua (73.00)

Year	1st	2nd	3rd	4th	Total	Finish	Money
2022	73	73			146	CUT	
Total							

Crowe, Trace (70.00)

Year	1st	2nd	3rd	4th	Total	Finish	Money
2023	70	70	69	71	280	T27	\$134,125.00
Total							

Curran, Jon (73.33)

Year	1st	2nd	3rd	4th	Total	Finish	Money
2015	73	71	76		220	81	\$12,638.00
Total							\$12,638.00

Curtis, Ben (71.94)

Year	1st	2nd	3rd	4th	Total	Finish	Money
2004	71	71	74	70	286	T35	\$25,293.34
2005	71	72	75	75	293	T56	13,260.00
2006	78	69			147	CUT	
2007	70	75	74	70	289	T43	18,774.00
2008	69	71	72	65	277	2	691,200.00
2009	74	70	71	70	285	T32	35,966.67
2010	71	77			148	CUT	
2011	75	70			145	CUT	
2012	69	70	71	67	277	T5	237,250.00
2013	74	76			150	CUT	
2014	79	70			149	CUT	
Total							\$1,021,744.01

Díaz, Roberto (73.17)

Year	1st	2nd	3rd	4th	Total	Finish	Money
2018	75	78			153	CUT	
2019	70	72	71	73	286	T54	\$17,933.00
Total							\$17,933.00

Dahmen, Joel (71.15)

Year	1st	2nd	3rd	4th	Total	Finish	Money
2017	80	74			154	CUT	
2018	70	71	70	70	281	T16	\$115,500.00
2019	66	66	70	70	272	2	853,200.00
2021	68	72	71	72	283	T18	96,390.00
2022	64	75	76	73	288	T51	21,762.00
2023	72	73			145	CUT	
Total							\$1,086,852.00

Daly, John (76.40)

Year	1st	2nd	3rd	4th	Total	Finish	Money
2003	74	73			147	CUT	
2006	74				74	W/D	
2007	74	87			161	CUT	
Total							

Damron, Robert (73.50)

Year	1st	2nd	3rd	4th	Total	Finish	Money
2003	73	73			146	CUT	
2004	72	71	73	76	292	T66	\$11,536.00
2005	72	74	73	75	294	T64	12,540.00
2006	77	73			150	CUT	
Total							\$24,076.00

Davis, Brian (72.06)

Year	1st	2nd	3rd	4th	Total	Finish	Money
2005	77	74			151	CUT	
2006	76				76	W/D	
2007	72	75	72	75	294	T69	\$12,411.00
2008	74	70	71	71	286	T25	45,795.55
2009	72	71	72	71	286	T38	27,300.00
2010	76	71			147	CUT	
2011	70	67	69	73	279	T16	97,500.00
2012	66	74	69	70	279	T9	156,000.00
2013	72	74	69	72	287	T27	47,570.00
2014	74	71	75	71	291	T60	14,904.00
2015	74	72			146	CUT	
Total							\$401,480.55

Davis, Cam (71.50)

Year	1st	2nd	3rd	4th	Total	Finish	Money
2019	75	71			146	CUT	
2021	70	71	69	74	284	T26	\$53,275.91
2022	67	75			142	CUT	
2023	71	70	73	72	286	T59	44,600.00
Total							\$97,875.91

Dawson, Marco (73.83)

Year	1st	2nd	3rd	4th	Total	Finish	Money
2003	76	74			150	CUT	
2005	73	73	72	73	291	T44	\$18,140.00
2006	72	73	72	79	296	T63	13,419.00
2012	77	72			149	CUT	
Total							\$31,559.00

Day, Glen (73.75)

Year	1st	2nd	3rd	4th	Total	Finish	Money
2003	71	74	73	72	290	T51	\$13,104.00
2004	76	73			149	CUT	
2005	74	75			149	CUT	
2007	76	73			149	CUT	
2009	76	72			148	CUT	
Total							\$13,104.00

Day, Jason (70.13)

Year	1st	2nd	3rd	4th	Total	Finish	Money
2010	73	71	69	73	286	T22	\$58,592.85
2012	70	70	69	70	279	T9	156,000.00
2018	69	67	67	69	272	1	1,386,000.00
2019	68	69	74	69	280	T24	67,347.50
2021	72	73			145	CUT	
2022	63	67	79	70	279	T15	141,750.00
2023	72	70			142	CUT	
Total							\$1,809,690.35

Individual Player Results

Day, Kelvin (74.50)

Year	1st	2nd	3rd	4th	Total	Finish	Money
2015	73	76			149	CUT	
Total							

de Jonge, Brendon (71.84)

Year	1st	2nd	3rd	4th	Total	Finish	Money
2007	71	79			150	CUT	
2009	72	69	67	79	287	T44	\$21,450.00
2010	70	73	70	66	279	4	312,000.00
2011	75	68	71	71	285	T48	16,157.14
2012	67	73	72	72	284	T40	24,700.00
2013	74	71	72	73	290	T43	20,904.00
2014	80	62	68	69	279	T6	239,775.00
2015	73	74			147	CUT	
2016	74	74			148	CUT	
2017	73	77			150	CUT	
Total							\$634,986.14

DeChambeau, Bryson (70.92)

Year	1st	2nd	3rd	4th	Total	Finish	Money
2016	75	72			147	CUT	
2017	76	72			148	CUT	
2018	75	65	66	70	276	4	\$369,600.00
2021	70	74	68	68	280	T9	228,825.00
Total							\$598,425.00

DeLaet, Graham (74.00)

Year	1st	2nd	3rd	4th	Total	Finish	Money
2016	71	71	76	78	296	T77	\$13,505.00
Total							\$13,505.00

Delsing, Jay (72.50)

Year	1st	2nd	3rd	4th	Total	Finish	Money
2004	67	78			145	CUT	
Total							

Demsey, Todd (73.50)

Year	1st	2nd	3rd	4th	Total	Finish	Money
2007	72	75	72	75	294	T69	\$12,411.00
Total							\$12,411.00

Deneen, Morgan (73.50)

Year	1st	2nd	3rd	4th	Total	Finish	Money
2023	74	73			147	CUT	
Total							

Dickerson, Bubba (75.50)

Year	1st	2nd	3rd	4th	Total	Finish	Money
2006	77	74			151	CUT	
Total							

DiMarco, Chris (72.46)

Year	1st	2nd	3rd	4th	Total	Finish	Money
2003	70	72	70	72	284	T18	\$78,400.00
2004	69	70	76	73	288	T50	13,402.67
2005	74	67	73	66	280	4	288,000.00
2006	71	79			150	CUT	
2007	74	71	73	76	294	T69	12,411.00
2008	73	74			147	CUT	
2009	74	73			147	CUT	
2011	80	70			150	CUT	
2012	69	75			144	CUT	
Total							\$392,213.67

Dinwiddie, Robert (76.00)

Year	1st	2nd	3rd	4th	Total	Finish	Money
2007	78	74			152	CUT	
Total							

Dobyns, Matt (72.75)

Year	1st	2nd	3rd	4th	Total	Finish	Money
2016	72	71	73	75	291	T53	\$16,589.25
Total							\$16,589.25

Donaldson, Jamie (74.50)

Year	1st	2nd	3rd	4th	Total	Finish	Money
2014	75	74			149	CUT	
2016	74	75			149	CUT	
Total							

Donald, Luke (72.24)

Year	1st	2nd	3rd	4th	Total	Finish	Money
2003	73	75			148	CUT	
2004	67	73	73	69	282	T15	\$86,800.00
2006	71				71	W/D	
2007	73	75			148	CUT	
2008	77	70			147	CUT	
2016	76	69	77	73	295	T71	14,089.00
2021	72	73			145	CUT	
2022	71	68	75	67	281	T25	69,150.00
Total							\$170,039.00

Drewitt, Brett (71.67)

Year	1st	2nd	3rd	4th	Total	Finish	Money
2017	73	72	71	70	286	T31	\$44,475.00
2022	72	72			144	CUT	
Total							\$44,475.00

Driscoll, James (72.50)

Year	1st	2nd	3rd	4th	Total	Finish	Money
2005	77	75			152	CUT	
2006	78	74			152	CUT	
2008	70	72	74	70	286	T25	\$45,795.56
2010	73	76			149	CUT	
2011	74	69	71	72	286	T55	14,755.00
2012	71	70	69	69	279	T9	156,000.00
2013	70	72	73	74	289	T38	28,810.00
2014	75	72			147	CUT	
Total							\$245,360.56

Dufner, Jason (71.88)

Year	1st	2nd	3rd	4th	Total	Finish	Money
2004	73	72			145	CUT	
2007	75	78			153	CUT	
2009	67	71	71	71	280	T5	\$212,875.00
2010	80	75			155	CUT	
2018	68	72	73	72	285	T42	22,389.23
2019	68	63	71	73	275	T4	311,062.50
2021	71	71	67	77	286	T43	25,069.50
2022	70	75			145	CUT	
2023	71	74			145	CUT	
Total							\$571,396.23

Duke, Ken (72.33)

Year	1st	2nd	3rd	4th	Total	Finish	Money
2004	71	77			148	CUT	
2006	72	71	70	72	285	T14	\$100,800.00
2007	70	70	68	73	281	T7	196,350.00
2008	73	72	71	71	287	T34	32,320.00
2009	70	72	73	71	286	T38	27,300.00

Individual Player Results

2012	72	71	72	68	283	T32	34,450.00
2013	74	76			150	CUT	
2015	74	78			152	CUT	
2017	68	76	76	78	298	74	14,400.00
Total							\$405,620.00

Duncan, Tyler (74.18)

Year	1st	2nd	3rd	4th	Total	Finish	Money
2018	73	72	75		220	T84	\$13,013.00
2019	71	74			145	CUT	
2021	72	82			154	CUT	
2022	72	75			147	CUT	
2023	74	76			150	CUT	
Total							\$13,013.00

Durant, Joe (73.39)

Year	1st	2nd	3rd	4th	Total	Finish	Money
2003	70	73	71	69	283	T11	\$111,200.00
2004	72	74			146	CUT	
2005	75	77			152	CUT	
2006	74	71	73	73	291	T38	24,570.00
2007	73	76			149	CUT	
2008	76	79			155	CUT	
2011	72	73			145	CUT	
Total							\$135,770.00

Duval, David (74.06)

Year	1st	2nd	3rd	4th	Total	Finish	Money
2003	79	73			152	CUT	
2006	73	70	72	72	287	T22	\$63,000.00
2008	79	73			152	CUT	
2009	76	73			149	CUT	
2010	71	76			147	CUT	
2011	75	73			148	CUT	
2012	76	74			150	CUT	
Total							\$63,000.00

Echavarría, Andrés (73.00)

Year	1st	2nd	3rd	4th	Total	Finish	Money
2015	77	69			146	CUT	
Total							

Edwards, Joel (74.50)

Year	1st	2nd	3rd	4th	Total	Finish	Money
2003	71	78			149	CUT	
Total							

Elkington, Steve (74.00)

Year	1st	2nd	3rd	4th	Total	Finish	Money
2009	73	75			148	CUT	
Total							

Ellis, Danny (73.00)

Year	1st	2nd	3rd	4th	Total	Finish	Money
2004	73	73			146	CUT	
Total							

Els, Ernie (72.71)

Year	1st	2nd	3rd	4th	Total	Finish	Money
2006	71	71	75	74	291	T38	\$24,570.00
2007	71	74	73	70	288	T34	29,820.00
2014	76	67	67	77	287	T44	20,861.00
2016	74	69	78	73	294	T69	14,673.00
2017	76				76	W/D	
2018	71	75			146	CUT	
2019	74	71			145	CUT	
Total							\$89,924.00

Endycott, Harrison (71.50)

Year	1st	2nd	3rd	4th	Total	Finish	Money
2023	74	66	71	75	286	T59	\$44,600.00
Total							\$44,600.00

Engler, Jr., John (76.00)

Year	1st	2nd	3rd	4th	Total	Finish	Money
2006	77	75			152	CUT	
Total							

English, Harris (71.64)

Year	1st	2nd	3rd	4th	Total	Finish	Money
2012	70	72	77	75	294	74	\$12,480.00
2016	71	71	74	70	286	T17	95,525.72
2017	75	77			152	CUT	
2019	71	71	72	72	286	T54	17,933.00
2021	72	69	71	74	286	T43	25,069.50
2023	71	66	66	69	272	T3	1,180,000.00
Total							\$1,331,008.22

Ernst, Derek (72.17)

Year	1st	2nd	3rd	4th	Total	Finish	Money
2013	67	71	72	70	280	1	\$1,206,000.00
2014	73	68	70	74	285	T30	40,106.25
2015	77	69			146	CUT	
2016	71	73	75	71	290	T41	22,642.17
2017	73	79			152	CUT	
2018	74	72			146	CUT	
Total							\$1,268,748.42

Estes, Bob (73.78)

Year	1st	2nd	3rd	4th	Total	Finish	Money
2006	73	72	73	73	291	T38	\$24,570.00
2008	71	79			150	CUT	
2017	73	73			146	CUT	
2018	77				77	W/D	
Total							\$24,570.00

Etulain, Julián (72.13)

Year	1st	2nd	3rd	4th	Total	Finish	Money
2017	72	71	73	71	287	T36	\$34,562.50
2019	73	70	70	77	290	68	16,116.00
Total							\$50,678.50

Everett, Broc (73.50)

Year	1st	2nd	3rd	4th	Total	Finish	Money
2019	78	69			147	CUT	
Total							

Every, Matt (75.83)

Year	1st	2nd	3rd	4th	Total	Finish	Money
2016	76	77			153	CUT	
2018	79	72			151	CUT	
2019	75	76			151	CUT	
Total							

Fathauer, Derek (76.50)

Year	1st	2nd	3rd	4th	Total	Finish	Money
2009	74	78			152	CUT	
2015	73	73			146	CUT	
2016	78	78			156	CUT	
2017	76	75			151	CUT	
2018	83	80			163	CUT	
2019	78	72			150	CUT	
Total							

Individual Player Results

Faxon, Brad (73.14)

Year	1st	2nd	3rd	4th	Total	Finish	Money
2003	73	68	74	73	288	T34	\$28,280.00
2004	73	71	72	73	289	T56	12,544.00
2005	72	76	73	70	291	T44	18,140.00
2006	72	73	76	71	292	T47	16,657.20
2007	76	77			153	CUT	
2009	74	69	80	71	294	T68	13,195.00
2010	68	75	73	74	290	T48	17,030.00
2011	77	74			151	CUT	
Total							\$105,846.20

Fernandez-Castaño, Gonzalo (73.38)

Year	1st	2nd	3rd	4th	Total	Finish	Money
2014	74	76			150	CUT	
2015	71	78			149	CUT	
2017	75	70	68	75	288	T42	\$24,792.85
Total							\$24,792.85

Ferrie, Kenneth (74.33)

Year	1st	2nd	3rd	4th	Total	Finish	Money
2008	72	72	79		223	T84	\$10,880.00
Total							\$10,880.00

Fields, Jack (74.00)

Year	1st	2nd	3rd	4th	Total	Finish	Money
2013	73	75			148	CUT	
Total							

Finau, Tony (71.04)

Year	1st	2nd	3rd	4th	Total	Finish	Money
2015	73	67	70	70	280	T16	\$113,600.00
2016	74	69	74	71	288	T28	47,502.14
2018	69	76	71	66	282	T21	77,000.00
2019	72	69	72	74	287	T60	17,064.00
2021	73	73			146	CUT	
2022	69	69	74	73	285	T41	33,750.00
2023	71	69	70	69	279	T23	185,000.00
Total							\$473,916.14

Fischer, Todd (76.14)

Year	1st	2nd	3rd	4th	Total	Finish	Money
2003	79	76			155	CUT	
2004	74	73			147	CUT	
2005	78	76			154	CUT	
2006	77				77	W/D	
Total							

Fisher, Ross (71.56)

Year	1st	2nd	3rd	4th	Total	Finish	Money
2009	73	67	69	75	284	T29	\$44,200.00
2010	72	73	69	75	289	T43	21,450.00
2013	70	71	73	70	284	T10	148,516.67
2018	69	73	71	75	288	T63	16,247.00
Total							\$230,413.67

Fitzpatrick, Matt (69.38)

Year	1st	2nd	3rd	4th	Total	Finish	Money
2022	68	68	71	67	274	T2	\$681,000.00
2023	69	70	72	70	281	T35	99,600.00
Total							\$780,600.00

Flanagan, Nick (74.83)

Year	1st	2nd	3rd	4th	Total	Finish	Money
2008	69	75	74	78	296	T70	\$12,736.00
2012	73	80			153	CUT	
Total							\$12,736.00

Fleetwood, Tommy (70.30)

Year	1st	2nd	3rd	4th	Total	Finish	Money
2018	74	74			148	CUT	
2021	67	75	70	70	282	T14	\$143,775.00
2023	65	71	67	70	273	T5	772,500.00
Total							\$916,275.00

Flesch, Steve (72.47)

Year	1st	2nd	3rd	4th	Total	Finish	Money
2003	71	76			147	CUT	
2004	72	72	66	69	279	T5	\$196,700.00
2005	76	72	72	70	290	T33	28,472.73
2006	74	71	74	76	295	T59	13,797.00
2007	70	74	71	78	293	T67	12,915.00
2008	73	68	71	73	285	T22	66,560.00
2009	69	74	78	74	295	T70	12,870.00
2011	73	72			145	CUT	
2012	75	70			145	CUT	
Total							\$331,314.73

Flores, Martin (71.68)

Year	1st	2nd	3rd	4th	Total	Finish	Money
2010	76	76			152	CUT	
2012	68	70	71	72	281	T21	\$67,600.00
2013	73	71	72	73	289	T38	28,810.00
2014	67	68	69	72	276	3	469,200.00
2015	69	67	76	73	285	T47	18,016.25
2017	74	71	77		222	T76	13,875.00
2018	72	73	71	71	287	T59	16,863.00
Total							\$614,364.25

Foley, Kevin (75.00)

Year	1st	2nd	3rd	4th	Total	Finish	Money
2014	73	77			150	CUT	
Total							

Forsman, Dan (75.00)

Year	1st	2nd	3rd	4th	Total	Finish	Money
2004	74	76			150	CUT	
Total							

Fowler, Rickie (70.29)

Year	1st	2nd	3rd	4th	Total	Finish	Money
2010	73	70	71	67	281	6	\$234,000.00
2011	68	72	68	71	279	T16	97,500.00
2012	66	72	67	69	274	1	1,170,000.00
2013	72	72	77		221	T73	12,596.00
2014	74	71	74	67	286	T38	28,980.00
2016	71	68	68	74	281	T4	287,437.50
2018	72	69	68	73	282	T21	77,000.00
2019	71	70	66	68	275	T4	311,062.50
2021	70	77			147	CUT	
2022	66	72	74	68	280	T21	98,100.00
2023	71	68	68	69	276	T14	355,000.00
Total							\$2,671,676.00

Individual Player Results

Franco, Carlos (71.50)

Year	1st	2nd	3rd	4th	Total	Finish	Money
2003	73	69	74	73	289	T40	\$18,663.27
2004	68	71	69	70	278	T3	324,800.00
2005	72	74	70	66	282	T5	228,000.00
2006	76	71			147	CUT	
2008	72	70	75	74	291	T55	14,336.00
2010	72	71	71	72	286	T22	58,592.86
Total							\$644,392.13

Fraustro, Oscar (75.50)

Year	1st	2nd	3rd	4th	Total	Finish	Money
2015	71	80			151	CUT	
Total							

Frazar, Harrison (73.75)

Year	1st	2nd	3rd	4th	Total	Finish	Money
2004	72	75			147	CUT	
2009	74	72			146	CUT	
2010	70	78			148	CUT	
2014	72	77			149	CUT	
Total							

Freeman, Robin (76.50)

Year	1st	2nd	3rd	4th	Total	Finish	Money
2005	79	74			153	CUT	
Total							

Fritsch, Brad (74.44)

Year	1st	2nd	3rd	4th	Total	Finish	Money
2013	71	72	77	75	295	T68	\$13,534.00
2014	79				79	W/D	
2017	73	71	74	78	296	T71	14,775.00
Total							\$28,309.00

Frittelli, Dylan (71.75)

Year	1st	2nd	3rd	4th	Total	Finish	Money
2018	77	70			147	CUT	
2019	67	74	70	69	280	T24	\$67,347.50
2022	71	69	74	72	286	T46	26,670.00
2023	77	71			148	CUT	
Total							\$94,017.50

Frost, Charles (77.00)

Year	1st	2nd	3rd	4th	Total	Finish	Money
2013	74	75			149	CUT	
2018	82	77			159	CUT	
Total							

Frost, David (72.00)

Year	1st	2nd	3rd	4th	Total	Finish	Money
2003	71	73	70	71	285	T21	\$62,720.00
2004	73	74			147	CUT	
Total							\$62,720.00

Funk, Fred (72.18)

Year	1st	2nd	3rd	4th	Total	Finish	Money
2003	71	70	70	72	283	T11	\$111,200.00
2004	74	72			146	CUT	
2005	70	75	70	72	287	T16	87,000.00
2006	78				78	W/D	
Total							\$198,200.00

Furyk, Jim (70.81)

Year	1st	2nd	3rd	4th	Total	Finish	Money
2003	72	76			148	CUT	
2005	69	72	69	66	276	T2	\$528,000.00
2006	68	69	68	71	276	1	1,134,000.00
2007	71	79			150	CUT	
2008	71	67	71	72	281	7	214,400.00
2009	71	66	73	71	281	T11	129,071.43
2010	75	65	71	71	282	T7	175,964.28
2011	72	72	69	68	281	T24	55,412.50
2012	71	71	71	69	282	T26	47,125.00
2014	72	69	69	65	275	2	745,200.00
2015	72	76			148	CUT	
2016	73	75			148	CUT	
2017	74	72			146	CUT	
Total							\$3,029,173.21

Gainey, Tommy (73.56)

Year	1st	2nd	3rd	4th	Total	Finish	Money
2007	74	81			155	CUT	
2008	77	75			152	CUT	
2011	74	73			147	CUT	
2012	68	72	69	75	284	T40	\$24,700.00
2013	74	72	73	72	291	T50	15,828.75
2014	76	76			152	CUT	
2022	71	72			143	CUT	
Total							\$40,528.75

Gamez, Robert (73.33)

Year	1st	2nd	3rd	4th	Total	Finish	Money
2003	72	67	71	70	280	T2	\$418,133.33
2004	74	72			146	CUT	
2005	75	71	74	79	299	T75	11,280.00
2006	74	78			152	CUT	
2007	75	71	73	75	294	T69	12,411.00
2008	72	77			149	CUT	
Total							\$441,824.33

Gangluff, Stephen (73.00)

Year	1st	2nd	3rd	4th	Total	Finish	Money
2012	74	72			146	CUT	
Total							

Garber, Joey (72.50)

Year	1st	2nd	3rd	4th	Total	Finish	Money
2019	71	74			145	CUT	
Total							

Garcia, Sergio (71.03)

Year	1st	2nd	3rd	4th	Total	Finish	Money
2004	73	71	76	70	290	T61	\$12,096.00
2005	66	71	67	72	276	T2	528,000.00
2006	74	69	73	75	291	T38	24,570.00
2007	71	71	70	72	284	T14	116,550.00
2008	71	72	74	70	287	T34	32,320.00
2009	71	78			149	CUT	
2011	69	69	74	70	282	T28	44,200.00
2013	72	68	72	73	285	T16	97,150.00
2019	69	73	65	68	275	T4	311,062.50
2022	67	71	74	68	280	T21	98,100.00
Total							\$1,264,048.50

Individual Player Results

Gardiner, Scott (72.00)

Year	1st	2nd	3rd	4th	Total	Finish	Money
2013	70	67	76	73	286	T22	\$64,320.00
2014	74	72			146	CUT	
Total							\$64,320.00

Garnett, Brice (73.63)

Year	1st	2nd	3rd	4th	Total	Finish	Money
2014	71	79			150	CUT	
2015	75	70			145	CUT	
2018	71	72	73	88	304	75	\$14,630.00
2019	70	71	70	76	287	T60	17,064.00
2021	76	70			146	CUT	
2022	71	75			146	CUT	
Total							\$31,694.00

Garrigus, Robert (72.12)

Year	1st	2nd	3rd	4th	Total	Finish	Money
2006	70	74	71	80	295	T59	\$13,797.00
2007	72	73	67	73	285	T16	91,350.00
2008	74	68	72	74	288	T40	22,428.44
2009	74	80			154	CUT	
2011	72	67	70	69	278	T9	150,428.57
2012	69	72	68	71	280	T15	100,750.00
2013	67	72	75	73	287	T27	47,570.00
2015	77	73			150	CUT	
2016	71	72	74	71	288	T28	47,502.15
2022	69	78			147	CUT	
Total							\$473,826.16

Gates, Bobby (71.88)

Year	1st	2nd	3rd	4th	Total	Finish	Money
2011	69	70	69	69	277	T6	\$217,750.00
2012	73	78			151	CUT	
2013	71	76			147	CUT	
Total							\$217,750.00

Gay, Brian (73.15)

Year	1st	2nd	3rd	4th	Total	Finish	Money
2003	74	74			148	CUT	
2004	75	73			148	CUT	
2005	74	71	75	71	291	T44	\$18,140.00
2006	71	77			148	CUT	
2010	73	71	76	72	292	T57	14,365.00
2014	74	72			146	CUT	
2017	70	72	71	77	290	T52	17,314.28
Total							\$49,819.28

Geiberger, Brent (72.11)

Year	1st	2nd	3rd	4th	Total	Finish	Money
2003	71	69	71	69	280	T2	\$418,133.33
2004	70	74	74	72	290	T61	12,096.00
2006	79				79	W/D	
Total							\$430,229.33

George, Larry (80.50)

Year	1st	2nd	3rd	4th	Total	Finish	Money
2006	85	76			161	CUT	
Total							

Gerard, Ryan (74.50)

Year	1st	2nd	3rd	4th	Total	Finish	Money
2023	72	77			149	CUT	
Total							

Ghim, Doug (70.33)

Year	1st	2nd	3rd	4th	Total	Finish	Money
2022	71	71			142	CUT	
2023	71	69	67	73	280	T27	\$134,125.00
Total							\$134,125.00

Gillis, Tom (72.71)

Year	1st	2nd	3rd	4th	Total	Finish	Money
2005	73	76			149	CUT	
2010	71	69	74	71	285	T17	\$91,000.00
2012	73	68	69	77	287	T53	15,047.50
2013	76	73			149	CUT	
2015	76	72			148	CUT	
Total							\$106,047.50

Gleaton, Todd (81.50)

Year	1st	2nd	3rd	4th	Total	Finish	Money
2004	82	81			163	CUT	
Total							

Gligic, Michael (71.63)

Year	1st	2nd	3rd	4th	Total	Finish	Money
2021	77	67	73	72	289	T58	\$18,063.00
2022	71	69	71	73	284	T37	41,850.00
Total							\$59,913.00

Glover, Lucas (71.60)

Year	1st	2nd	3rd	4th	Total	Finish	Money
2004	74	70	68	69	281	T10	\$128,800.00
2005	76	78			154	CUT	
2006	69	73	67	72	281	T4	277,200.00
2007	75	72	68	73	288	T34	29,820.00
2008	73	70	72	80	295	69	12,928.00
2009	68	71	68	71	278	T2	572,000.00
2010	71	71	74	70	286	T22	58,592.86
2011	67	68	69	69	273	1	1,170,000.00
2012	72	76			148	CUT	
2013	68	71	73	75	287	T27	47,570.00
2014	75	74			149	CUT	
2015	71	72	68	72	283	T28	43,310.00
2016	71	70	70	71	282	8	226,300.00
2017	71	73	76	70	290	T52	17,314.29
2018	74	74			148	CUT	
2019	70	69	72	71	282	T31	44,804.29
2021	74	71			145	CUT	
2022	74	73			147	CUT	
2023	69	73			142	CUT	
Total							\$2,628,639.44

Gogel, Matt (72.75)

Year	1st	2nd	3rd	4th	Total	Finish	Money
2003	72	75			147	CUT	
2004	69	72	70	71	282	T15	\$86,800.00
2005	76	77			153	CUT	
Total							\$86,800.00

Goggin, Mathew (72.44)

Year	1st	2nd	3rd	4th	Total	Finish	Money
2003	75	67	71	75	288	T34	\$28,280.00
2006	79				79	W/D	
2007	70	73	72	73	288	T34	29,820.00
2008	71	72	73	68	284	T17	89,600.00
2009	71	71	74	71	287	T44	21,450.00
2010	73	75			148	CUT	
2011	70	74	72	69	285	T48	16,157.15

Individual Player Results

2012	75	69			144	CUT	
2019	76	77			153	CUT	
						Total	\$185,307.15

Gonzales, Andres (73.20)

Year	1st	2nd	3rd	4th	Total	Finish	Money
2013	77	71			148	CUT	
2015	72	71	73	71	287	T58	\$15,407.00
2016	74	74			148	CUT	
2017	71	78			149	CUT	
						Total	\$15,407.00

Gooch, Talor (70.50)

Year	1st	2nd	3rd	4th	Total	Finish	Money
2018	71	72	66	71	280	T13	\$148,866.67
2021	70	71	71	72	284	T26	53,275.91
						Total	\$202,142.58

Goosen, Retief (71.63)

Year	1st	2nd	3rd	4th	Total	Finish	Money
2006	70	71	65	77	283	T10	\$163,800.00
2007	72	74	72	71	289	T43	18,774.00
2009	68	68	72	73	281	T11	129,071.43
2012	72	75			147	CUT	
2014	70	70	74	74	288	T50	16,642.80
2015	72	70	67	75	284	T38	27,690.00
2016	69	72	71	73	285	T14	131,400.00
2017	70	72	73	74	289	T49	18,950.00
2018	77	69			146	CUT	
						Total	\$506,328.23

Gordon, Will (72.50)

Year	1st	2nd	3rd	4th	Total	Finish	Money
2021	74	73			147	CUT	
2023	71	72			143	CUT	
						Total	

Gore, Jason (73.09)

Year	1st	2nd	3rd	4th	Total	Finish	Money
2003	73	67	80	74	294	T65	\$11,536.00
2006	74	70	70	74	288	T26	46,620.00
2007	74	74			148	CUT	
2009	75	78			153	CUT	
2014	74	75			149	CUT	
2015	70	71	72	73	286	T55	16,188.00
2016	72	70	83	65	290	T41	22,642.17
						Total	\$96,986.17

Gossett, David (73.00)

Year	1st	2nd	3rd	4th	Total	Finish	Money
2003	72	70	70	74	286	T24	\$46,480.00
2004	78	74			152	CUT	
						Total	\$46,480.00

Gove, Jeff (73.38)

Year	1st	2nd	3rd	4th	Total	Finish	Money
2006	77	70			147	CUT	
2007	74	69	72	77	292	T61	\$13,419.00
2013	72	76			148	CUT	
						Total	\$13,419.00

Goydos, Paul (73.09)

Year	1st	2nd	3rd	4th	Total	Finish	Money
2003	68	72	74	74	288	T34	\$28,280.00
2005	75	78			153	CUT	
2006	77	71			148	CUT	
2008	71	69	75	71	286	T25	45,795.55

2009	73	72			145	CUT	
2010	68	70	73	77	288	T38	27,950.00
2011	70	76			146	CUT	
2014	78	76			154	CUT	
						Total	\$102,025.55

Grace, Branden (73.00)

Year	1st	2nd	3rd	4th	Total	Finish	Money
2022	74	72			146	CUT	
						Total	

Grant, Brent (74.50)

Year	1st	2nd	3rd	4th	Total	Finish	Money
2023	72	77			149	CUT	
						Total	

Greaser, Austin (73.00)

Year	1st	2nd	3rd	4th	Total	Finish	Money
2023	74	72			146	CUT	
						Total	

Green, Hunter (75.00)

Year	1st	2nd	3rd	4th	Total	Finish	Money
2014	76	74			150	CUT	
						Total	

Green, Ken (75.00)

Year	1st	2nd	3rd	4th	Total	Finish	Money
2003	75				75	W/D	
						Total	

Green, Nathan (73.53)

Year	1st	2nd	3rd	4th	Total	Finish	Money
2006	77	71			148	CUT	
2007	70	76	71	71	288	T34	\$29,820.00
2008	73	72	70	77	292	T62	13,568.00
2009	70	82			152	CUT	
2010	77	74			151	CUT	
2011	73	71	78		222	T82	11,310.00
2012	73	71			144	CUT	
						Total	\$54,698.00

Gribble, Cody (70.50)

Year	1st	2nd	3rd	4th	Total	Finish	Money
2019	71	72	68	71	282	T31	\$44,804.28
						Total	\$44,804.28

Griffin, Ben (72.50)

Year	1st	2nd	3rd	4th	Total	Finish	Money
2023	76	69			145	CUT	
						Total	

Griffin, J.T. (76.50)

Year	1st	2nd	3rd	4th	Total	Finish	Money
2018	79	74			153	CUT	
						Total	

Griffin, Lanto (71.86)

Year	1st	2nd	3rd	4th	Total	Finish	Money
2011	75	74			149	CUT	
2018	75	71			146	CUT	
2021	75	68	69	72	284	T26	\$53,275.91
2022	70	69	71	67	277	T6	303,750.00
2023	76	74			150	CUT	
						Total	\$357,025.91

Individual Player Results

Grillo, Emiliano (71.00)

Year	1st	2nd	3rd	4th	Total	Finish	Money
2016	74	71	71	76	292	T61	\$15,695.00
2017	72	70	73	73	288	T42	24,792.86
2018	68	71	71	69	279	T9	200,200.00
2021	74	66	72	70	282	T14	143,775.00
2023	67	73	68	71	279	T23	185,000.00
Total							\$569,462.86

Gross, Larkin (78.50)

Year	1st	2nd	3rd	4th	Total	Finish	Money
2022	74	83			157	CUT	
Total							

Grönberg, Mathias (72.50)

Year	1st	2nd	3rd	4th	Total	Finish	Money
2004	69	71	71	69	280	9	\$162,400.00
2006	74	74			148	CUT	
2007	77	74			151	CUT	
2008	74	72			146	CUT	
Total							\$162,400.00

Guise, Danny (77.00)

Year	1st	2nd	3rd	4th	Total	Finish	Money
2023	79	75			154	CUT	
Total							

Guthrie, Luke (74.83)

Year	1st	2nd	3rd	4th	Total	Finish	Money
2013	74	69	75	84	302	72	\$13,132.00
2015	75	72			147	CUT	
Total							\$13,132.00

Gutschewski, Scott (72.11)

Year	1st	2nd	3rd	4th	Total	Finish	Money
2011	71	73	75		219	T77	\$12,025.00
2015	69	70	75	74	288	T66	14,697.00
2022	68	74			142	CUT	
Total							\$26,722.00

Gómez, Fabián (73.25)

Year	1st	2nd	3rd	4th	Total	Finish	Money
2011	70	75			145	CUT	
2013	73	76			149	CUT	
2015	77	74			151	CUT	
2016	75	69	69	70	283	T9	\$204,400.00
2017	71	73	77		221	75	14,250.00
2018	71	74	75		220	T84	13,013.00
2019	70	69	80	77	296	72	15,484.00
Total							\$247,147.00

Haas, Bill (72.33)

Year	1st	2nd	3rd	4th	Total	Finish	Money
2003	76	75			151	CUT	
2005	74	71	74	69	288	T22	\$55,700.00
2006	68	72	71	70	281	T4	277,200.00
2007	78	77			155	CUT	
2008	74	74			148	CUT	
2009	69	71	71	72	283	T22	58,592.86
2010	71	70	70	76	287	T29	38,711.11
2011	64	70	71	70	275	4	312,000.00
2012	73	72			145	CUT	
2013	79	70			149	CUT	
2014	75	70	70	72	287	T44	20,861.00
2015	72	70	71	76	289	T68	14,342.00

2016	74	73			147	CUT	
2017	72	76			148	CUT	
2018	72	74			146	CUT	
2019	69	72	71	73	285	T50	19,236.50
2021	76	72			148	CUT	
2022	73	76			149	CUT	
Total							\$796,643.47

Haas, Hunter (72.77)

Year	1st	2nd	3rd	4th	Total	Finish	Money
2005	71	79			150	CUT	
2011	72	72	77		221	T80	\$11,635.00
2012	68	68	75	70	281	T21	67,600.00
2013	75	71	73	75	294	T65	13,936.00
Total							\$93,171.00

Haas, Jay (71.88)

Year	1st	2nd	3rd	4th	Total	Finish	Money
2003	73	70	73	73	289	T40	\$18,663.27
2004	71	73	71	69	284	T28	38,920.00
2005	73	74	71	72	290	T33	28,472.73
2006	75	71	65	76	287	T22	63,000.00
Total							\$149,056.00

Haas, Jerry (75.75)

Year	1st	2nd	3rd	4th	Total	Finish	Money
2004	76	72			148	CUT	
2005	80	75			155	CUT	
Total							

Haas, Jr., Jay (79.00)

Year	1st	2nd	3rd	4th	Total	Finish	Money
2006	78	80			158	CUT	
Total							

Hadley, Chesson (72.50)

Year	1st	2nd	3rd	4th	Total	Finish	Money
2014	75	78			153	CUT	
2015	67	77	70	68	282	T20	\$71,621.25
2016	71	67	76	70	284	T11	167,900.00
2017	77	76			153	CUT	
2018	70	74	66	71	281	T16	115,500.00
2019	71	76			147	CUT	
2021	72	77			149	CUT	
2022	70	78			148	CUT	
2023	69	74			143	CUT	
Total							\$355,021.25

Hadwin, Adam (71.72)

Year	1st	2nd	3rd	4th	Total	Finish	Money
2015	72	75			147	CUT	
2016	71	74	73	74	292	T61	\$15,695.00
2018	73	71	65	72	281	T16	115,500.00
2019	73	69	68	73	283	T38	32,390.00
2021	74	72			146	CUT	
2023	74	68			142	CUT	
Total							\$163,585.00

Hagy, Brandon (71.17)

Year	1st	2nd	3rd	4th	Total	Finish	Money
2017	73	71	71	69	284	T18	\$94,500.00
2019	72	72			144	CUT	
2021	73	69	70	72	284	T26	53,275.91
2022	69	73			142	CUT	
Total							\$147,775.91

Individual Player Results

Hahn, James (72.21)

Year	1st	2nd	3rd	4th	Total	Finish	Money
2013	72	74	72	73	291	T50	\$15,828.75
2014	76	79			155	CUT	
2015	73	71	72	77	293	73	13,774.00
2016	70	71	68	70	279	1	1,314,000.00
2017	72	71	75	73	291	T59	16,425.00
2018	74	73			147	CUT	
2021	72	74			146	CUT	
2022	66	68	72	72	278	T9	218,250.00
2023	72	70			142	CUT	
Total							\$1,578,277.75

Haley II, Paul (75.00)

Year	1st	2nd	3rd	4th	Total	Finish	Money
2013	79	75			154	CUT	
2023	70	76			146	CUT	
Total							

Hall, Harry (72.50)

Year	1st	2nd	3rd	4th	Total	Finish	Money
2023	70	75			145	CUT	
Total							

Hamilton, Todd (74.17)

Year	1st	2nd	3rd	4th	Total	Finish	Money
2004	71	71	70	71	283	T21	\$54,160.00
2005	72	76	77	74	299	T75	11,280.00
2006	78	74			152	CUT	
2007	81	81			162	CUT	
2008	72	71	72	72	287	T34	32,320.00
2009	78	74			152	CUT	
Total							\$97,760.00

Hammond, Donnie (73.00)

Year	1st	2nd	3rd	4th	Total	Finish	Money
2003	74	71	74	79	298	70	\$11,200.00
2004	72	70	73	71	286	T35	25,293.34
Total							\$36,493.34

Hanson, Peter (80.00)

Year	1st	2nd	3rd	4th	Total	Finish	Money
2014	80				80	W/D	
Total							

Hardy, Nick (73.00)

Year	1st	2nd	3rd	4th	Total	Finish	Money
2023	71	70	77	74	292	68	\$41,800.00
Total							\$41,800.00

Harkins, Brandon (72.13)

Year	1st	2nd	3rd	4th	Total	Finish	Money
2018	73	71	68	76	288	T63	\$16,247.00
2019	73	69	71	76	289	T65	16,432.00
Total							\$32,679.00

Harman, Brian (71.53)

Year	1st	2nd	3rd	4th	Total	Finish	Money
2012	67	74	72	75	288	T57	\$14,235.00
2013	70	70	71	73	284	T10	148,516.66
2014	70	74	78	70	292	T65	14,352.00
2015	75	74			149	CUT	
2016	69	70	78	72	289	T35	35,222.50
2017	71	69	70	68	278	1	1,350,000.00
2018	72	73	68	81	294	74	14,784.00

2019	68	75	69	68	280	T24	67,347.50
2021	68	72	73	70	283	T18	96,390.00
2022	69	66	73	70	278	T9	218,250.00
2023	70	76			146	CUT	
Total							\$1,959,097.66

Harrington, Pdraig (73.18)

Year	1st	2nd	3rd	4th	Total	Finish	Money
2005	71	75	73	80	299	T75	\$11,280.00
2007	66	75	79	69	289	T43	18,774.00
2009	73	75			148	CUT	
2010	72	72	70	68	282	T7	175,964.29
2011	69	72	69	68	278	T9	150,428.57
2013	80	75			155	CUT	
2014	72	78			150	CUT	
2015	70	77			147	CUT	
2016	74	77			151	CUT	
2019	75	75			150	CUT	
Total							\$356,446.86

Harrington, Scott (76.00)

Year	1st	2nd	3rd	4th	Total	Finish	Money
2021	75	77			152	CUT	
Total							

Hart, Dudley (72.63)

Year	1st	2nd	3rd	4th	Total	Finish	Money
2003	76	75			151	CUT	
2006	75	75			150	CUT	
2008	71	67	70	72	280	T5	\$243,200.00
Total							\$243,200.00

Hatton, Tyrrell (71.13)

Year	1st	2nd	3rd	4th	Total	Finish	Money
2018	67	73	72	73	285	T42	\$22,389.23
2022	70	66	76	72	284	T37	41,850.00
Total							\$64,239.23

Hayes, J.P. (71.94)

Year	1st	2nd	3rd	4th	Total	Finish	Money
2003	72	66	72	73	283	T11	\$111,200.00
2004	71	74			145	CUT	
2007	75	72	69	71	287	T24	46,620.00
2010	74	64	76	74	288	T38	27,950.00
2011	76	72			148	CUT	
Total							\$185,770.00

Hearn, David (73.29)

Year	1st	2nd	3rd	4th	Total	Finish	Money
2011	79	76			155	CUT	
2012	70	72	76	71	289	T65	\$13,455.00
2013	69	72	75	74	290	T43	20,904.00
2014	70	74	71	72	287	T44	20,861.00
2015	73	72			145	CUT	
2016	74	73			147	CUT	
2017	77	73			150	CUT	
2019	74	73			147	CUT	
2021	71	78			149	CUT	
Total							\$55,220.00

Heinen, Mike (76.50)

Year	1st	2nd	3rd	4th	Total	Finish	Money
2003	80	73			153	CUT	
Total							

Individual Player Results

Hend, Scott (72.63)

Year	1st	2nd	3rd	4th	Total	Finish	Money
2004	73	71	71	72	287	T44	\$16,930.67
2005	74	74	71	75	294	T64	12,540.00
Total							\$29,470.67

Henley, Russell (72.89)

Year	1st	2nd	3rd	4th	Total	Finish	Money
2013	69	71	73	77	290	T43	\$20,904.00
2014	78	73			151	CUT	
2018	74	73			147	CUT	
2019	71	75			146	CUT	
2021	74	70	74	75	293	T72	16,038.00
2022	68	72	74	71	285	T41	33,750.00
Total							\$70,692.00

Henry, J.J. (72.56)

Year	1st	2nd	3rd	4th	Total	Finish	Money
2003	71	72	71	69	283	T11	\$111,200.00
2004	72	70	70	71	283	T21	54,160.00
2005	74	78			152	CUT	
2006	73	67	71	78	289	T31	38,193.75
2007	72	73	69	71	285	T16	91,350.00
2008	71	77			148	CUT	
2009	73	77			150	CUT	
2010	68	71	71	72	282	T7	175,964.28
2011	73	71	70	69	283	T33	30,170.84
2012	73	69	71	75	288	T57	14,235.00
2013	73	76			149	CUT	
2014	77	76			153	CUT	
2015	77	76			153	CUT	
2016	75				75	W/D	
2017	71	74	75	73	293	T66	15,300.00
2018	73	72	75		220	T84	13,013.00
2019	70	72	72	73	287	T60	17,064.00
Total							\$560,650.87

Hensby, Mark (73.75)

Year	1st	2nd	3rd	4th	Total	Finish	Money
2005	73	71	72	71	287	T16	\$87,000.00
2006	81	72			153	CUT	
2008	78	72			150	CUT	
Total							\$87,000.00

Herbert, Lucas (74.00)

Year	1st	2nd	3rd	4th	Total	Finish	Money
2021	76	72			148	CUT	
Total							

Herman, Jim (72.32)

Year	1st	2nd	3rd	4th	Total	Finish	Money
2011	68	74	70	71	283	T33	\$30,170.83
2013	72	76			148	CUT	
2014	76	68	72	81	297	73	13,386.00
2015	71	69	68	71	279	T13	137,266.66
2016	75	74			149	CUT	
2019	73	72			145	CUT	
2022	67	74			141	CUT	
2023	76	73			149	CUT	
Total							\$180,823.49

Herron, Tim (73.31)

Year	1st	2nd	3rd	4th	Total	Finish	Money
2003	74	74			148	CUT	
2004	77	68			145	CUT	

2007	73	78			151	CUT	
2008	74	76			150	CUT	
2010	71	74	75	78	298	T76	\$12,155.00
2011	70	69	73	69	281	T24	55,412.50
Total							\$67,567.50

Hickok, Kramer (71.36)

Year	1st	2nd	3rd	4th	Total	Finish	Money
2019	72	69	72	74	287	T60	\$17,064.00
2021	68	69	76	74	287	T51	19,899.00
2022	70	73			143	CUT	
2023	67	74	72	69	282	T40	83,000.00
Total							\$119,963.00

Hicks, Justin (74.73)

Year	1st	2nd	3rd	4th	Total	Finish	Money
2011	74	78			152	CUT	
2013	74	72	78		224	83	\$11,658.00
2014	74	71	74	76	295	T69	13,800.00
2016	75	76			151	CUT	
Total							\$25,458.00

Higgo, Garrick (72.00)

Year	1st	2nd	3rd	4th	Total	Finish	Money
2023	72	72			144	CUT	
Total							

Higgs, Harry (71.50)

Year	1st	2nd	3rd	4th	Total	Finish	Money
2021	74	71			145	CUT	
2022	67	74			141	CUT	
Total							

Hnatiuk, Glen (75.00)

Year	1st	2nd	3rd	4th	Total	Finish	Money
2003	71	79			150	CUT	
2005	79	71			150	CUT	
Total							

Hoag, Bo (73.25)

Year	1st	2nd	3rd	4th	Total	Finish	Money
2021	71	75			146	CUT	
2022	72	75			147	CUT	
Total							

Hoch, Scott (74.75)

Year	1st	2nd	3rd	4th	Total	Finish	Money
2003	77	75			152	CUT	
2004	72	75			147	CUT	
Total							

Hodges, Lee (71.75)

Year	1st	2nd	3rd	4th	Total	Finish	Money
2022	75	69			144	CUT	
2023	74	69			143	CUT	
Total							

Hoffman, Charley (73.44)

Year	1st	2nd	3rd	4th	Total	Finish	Money
2006	72	73	72	74	291	T38	\$24,570.00
2007	71	79			150	CUT	
2008	77	78			155	CUT	
2010	72	72	69	78	291	T51	15,296.66
2011	72	74			146	CUT	
2022	71	71			142	CUT	
Total							\$39,866.66

Individual Player Results

Hoffmann, Morgan (73.06)

Year	1st	2nd	3rd	4th	Total	Finish	Money
2013	78	71			149	CUT	
2014	73	76			149	CUT	
2015	72	70	72	69	283	T28	\$43,310.00
2016	75	77			152	CUT	
2017	70	71	71	71	283	T12	142,500.00
2022	73	80			153	CUT	
Total							\$185,810.00

Hoge, Tom (72.71)

Year	1st	2nd	3rd	4th	Total	Finish	Money
2015	74	74			148	CUT	
2016	73	72	70	75	290	T41	\$22,642.16
2017	71	75			146	CUT	
2018	73	72	72		217	T76	14,168.00
2019	70	70	75	74	289	T65	16,432.00
2021	70	76			146	CUT	
Total							\$53,242.16

Holmes, J.B. (72.17)

Year	1st	2nd	3rd	4th	Total	Finish	Money
2006	84				84	W/D	
2007	69	74	71	74	288	T34	\$29,820.00
2008	71	72	69	72	284	T17	89,600.00
2009	74	75			149	CUT	
2010	79	68			147	CUT	
2011	70	72	65	71	278	T9	150,428.57
2012	71	71	69	77	288	T57	14,235.00
2014	70	67	66	71	274	1	1,242,000.00
2015	69	76			145	CUT	
2016	72	72	74	73	291	T53	16,589.25
2017	67	74	73	73	287	T36	34,562.50
2018	71	73	69	72	285	T42	22,389.23
2019	80				80	W/D	
2021	78	73			151	CUT	
Total							\$1,599,624.55

Homa, Max (70.42)

Year	1st	2nd	3rd	4th	Total	Finish	Money
2015	72	71	75		218	T76	\$13,206.00
2017	75	76			151	CUT	
2019	69	63	70	67	269	1	1,422,000.00
2021	77	76			153	CUT	
2022	67	66	71	68	272	1	1,620,000.00
2023	70	67	68	70	275	T8	525,000.00
Total							\$3,580,206.00

Horschel, Billy (70.75)

Year	1st	2nd	3rd	4th	Total	Finish	Money
2011	73	66	73	71	283	T33	\$30,170.83
Total							\$30,170.83

Hossler, Beau (73.17)

Year	1st	2nd	3rd	4th	Total	Finish	Money
2018	68	76	69	71	284	T34	\$37,248.75
2019	69	72	76	80	297	73	15,326.00
2021	73	71	75	79	298	77	15,471.00
2022	77	77			154	CUT	
2023	68	69	72	75	284	T47	51,222.22
Total							\$119,267.97

Hovland, Viktor (69.88)

Year	1st	2nd	3rd	4th	Total	Finish	Money
2021	69	72	68	67	276	T3	\$477,900.00
2023	71	69	66	77	283	T43	69,000.00
Total							\$546,900.00

Howe, T.J. (75.00)

Year	1st	2nd	3rd	4th	Total	Finish	Money
2015	74	76			150	CUT	
Total							

Howell III, Charles (72.09)

Year	1st	2nd	3rd	4th	Total	Finish	Money
2003	70	69	72	71	282	T7	\$168,700.00
2004	74	74			148	CUT	
2005	72	75	73	68	288	T22	55,700.00
2006	74	71	73	74	292	T47	16,657.20
2007	78	69	74	69	290	T52	14,773.50
2008	75	68	70	73	286	T25	45,795.55
2009	71	79			150	CUT	
2010	74	71	75	73	293	T63	13,585.00
2011	73	71	71	72	287	T59	14,300.00
2012	71	79			150	CUT	
2013	72	72	69	71	284	T10	148,516.67
2014	69	71	70	73	283	T18	89,976.00
2015	75	69	71	69	284	T38	27,690.00
2016	76	72			148	CUT	
2018	71	68	71	72	282	T21	77,000.00
2019	73	73			146	CUT	
Total							\$672,693.92

Howell, David (74.00)

Year	1st	2nd	3rd	4th	Total	Finish	Money
2007	74				74	W/D	
Total							

Hubbard, Mark (72.56)

Year	1st	2nd	3rd	4th	Total	Finish	Money
2015	73	77			150	CUT	
2016	70	68	76	75	289	T35	\$35,222.50
2017	72	75			147	CUT	
2021	70	80			150	CUT	
2022	71	74			145	CUT	
2023	72	69	67	72	280	T27	134,125.00
Total							\$169,347.50

Hughes, Mackenzie (72.35)

Year	1st	2nd	3rd	4th	Total	Finish	Money
2016	73	81			154	CUT	
2017	70	72	71	73	286	T31	\$44,475.00
2018	71	73	70	73	287	T59	16,863.00
2019	75	75			150	CUT	
2021	74	72			146	CUT	
2022	66	73	72	67	278	T9	218,250.00
2023	74	72			146	CUT	
Total							\$279,588.00

Huh, John (73.18)

Year	1st	2nd	3rd	4th	Total	Finish	Money
2012	76	71			147	CUT	
2013	74	73			147	CUT	
2015	70	74	74		218	T76	\$13,206.00
2021	74	73			147	CUT	
2022	71	75			146	CUT	
Total							\$13,206.00

Hulbert, Mike (74.00)

Year	1st	2nd	3rd	4th	Total	Finish	Money
2003	72	76			148	CUT	
Total							

Individual Player Results

Hurley III, Billy (72.41)

Year	1st	2nd	3rd	4th	Total	Finish	Money
2012	77	75			152	CUT	
2014	72	74			146	CUT	
2015	67	75	73	69	284	T38	\$27,690.00
2017	70	69	72	71	282	T8	210,000.00
2018	71	74	73		218	81	13,706.00
2019	79	70			149	CUT	
Total							\$251,396.00

Huskey, Keenan (76.50)

Year	1st	2nd	3rd	4th	Total	Finish	Money
2021	77	76			153	CUT	
Total							

Huston, John (73.00)

Year	1st	2nd	3rd	4th	Total	Finish	Money
2006	75	76			151	CUT	
2009	73	71	69	74	287	T44	\$21,450.00
Total							\$21,450.00

Im, Sungjae (70.70)

Year	1st	2nd	3rd	4th	Total	Finish	Money
2019	70	69	71	72	282	T31	\$44,804.28
2021	68	82			150	CUT	
2023	69	66	68	72	275	T8	525,000.00
Total							\$569,804.28

Imada, Ryuji (72.38)

Year	1st	2nd	3rd	4th	Total	Finish	Money
2005	76	75			151	CUT	
2007	70	73	75	72	290	T52	\$14,773.50
2008	71	73	70	70	284	T17	89,600.00
2009	75	73			148	CUT	
2010	74	71	73	69	287	T29	38,711.12
2011	69	70	76	75	290	T68	13,130.00
2012	69	72	72	74	287	T53	15,047.50
Total							\$171,262.12

Immelman, Trevor (72.16)

Year	1st	2nd	3rd	4th	Total	Finish	Money
2003	73	74			147	CUT	
2006	68	72	66	70	276	2	\$680,400.00
2007	68	74	68	74	284	T14	116,550.00
2008	76	73			149	CUT	
2009	73	70	76	74	293	T65	13,520.00
2010	74	68	71	73	286	T22	58,592.86
2011	73	70	71	67	281	T24	55,412.50
2012	74	70			144	CUT	
2013	70	72	78	72	292	T58	14,874.00
2014	78	71			149	CUT	
2015	76	70			146	CUT	
2016	72	73	77	73	295	T71	14,089.00
Total							\$953,438.36

Isenhour, Tripp (73.13)

Year	1st	2nd	3rd	4th	Total	Finish	Money
2004	71	71	75	71	288	T50	\$13,402.67
2007	75	72	77	73	297	T79	11,340.00
Total							\$24,742.67

Ishikawa, Ryo (74.13)

Year	1st	2nd	3rd	4th	Total	Finish	Money
2013	73	73	71	74	291	T50	\$15,828.75
2015	71	75			146	CUT	
2017	76	80			156	CUT	
Total							\$15,828.75

Isley, Steve (79.50)

Year	1st	2nd	3rd	4th	Total	Finish	Money
2007	80	79			159	CUT	
Total							

Iwata, Hiroshi (78.50)

Year	1st	2nd	3rd	4th	Total	Finish	Money
2016	73	84			157	CUT	
Total							

Jacobson, Freddie (72.46)

Year	1st	2nd	3rd	4th	Total	Finish	Money
2004	66				66	W/D	
2005	73	72	69	76	290	T33	\$28,472.73
2006	73	76			149	CUT	
2007	70	73	71	71	285	T16	91,350.00
2008	73	74			147	CUT	
2009	71	70	70	70	281	T11	129,071.43
2010	77	71			148	CUT	
2011	73	72			145	CUT	
2015	70	74	75		219	T79	12,851.00
2019	77	77			154	CUT	
Total							\$261,745.16

Jacobsen, Peter (73.50)

Year	1st	2nd	3rd	4th	Total	Finish	Money
2003	74	73			147	CUT	
Total							

Jaeger, Stephan (71.58)

Year	1st	2nd	3rd	4th	Total	Finish	Money
2018	76	72			148	CUT	
2019	76	78			154	CUT	
2022	67	71	73	66	277	T6	\$303,750.00
2023	70	70	70	70	280	T27	134,125.00
Total							\$437,875.00

Janzen, Lee (73.60)

Year	1st	2nd	3rd	4th	Total	Finish	Money
2003	77				77	W/D	
2004	73	75			148	CUT	
2006	72	72	72	73	289	T31	\$38,193.75
2008	72	70	80		222	T80	11,328.00
Total							\$49,521.75

Jenkins, Carter (75.25)

Year	1st	2nd	3rd	4th	Total	Finish	Money
2017	75	75			150	CUT	
2018	76	75			151	CUT	
Total							

Jobe, Brandt (72.36)

Year	1st	2nd	3rd	4th	Total	Finish	Money
2003	70	69	75	73	287	T29	\$36,400.00
2004	72	74			146	CUT	
2005	74	68	75	71	288	T22	55,700.00
2006	73	75			148	CUT	
2011	69	73	73	71	286	T55	14,755.00

Individual Player Results

2012	72	70	73	75	290	T69	13,000.00
2013	75	72			147	CUT	
Total							\$119,855.00

Johansson, Per-Ulrik (73.17)

Year	1st	2nd	3rd	4th	Total	Finish	Money
2003	75	77			152	CUT	
2005	70	71	74	72	287	T16	\$87,000.00
Total							\$87,000.00

Johnson, Dustin (72.17)

Year	1st	2nd	3rd	4th	Total	Finish	Money
2008	78	71			149	CUT	
2010	73	65	72	77	287	T29	\$38,711.11
2011	72	79			151	CUT	
2017	70	75	67	67	279	T2	660,000.00
Total							\$698,711.11

Johnson, Jamie (86.00)

Year	1st	2nd	3rd	4th	Total	Finish	Money
2006	84	88			172	CUT	
Total							

Johnson, Kevin (79.00)

Year	1st	2nd	3rd	4th	Total	Finish	Money
2010	81	77			158	CUT	
Total							

Johnson, Richard (73.33)

Year	1st	2nd	3rd	4th	Total	Finish	Money
2008	73	70	77		220	T73	\$12,096.00
Total							\$12,096.00

Johnson, Richard (73.67)

Year	1st	2nd	3rd	4th	Total	Finish	Money
2004	72	69	76	71	288	T50	\$13,402.67
2005	68	72	73	77	290	T33	28,472.73
2006	74	72	77	75	298	T67	12,726.00
2007	78				78	W/D	
2009	73	76			149	CUT	
2010	78	73			151	CUT	
2011	74	69	73	77	293	T71	12,870.00
Total							\$67,471.40

Johnson, Zach (72.35)

Year	1st	2nd	3rd	4th	Total	Finish	Money
2004	70	75			145	CUT	
2005	80	80			160	CUT	
2006	74	73			147	CUT	
2007	71	75	75	80	301	T84	\$10,836.00
2008	69	76	71	70	286	T25	45,795.56
2009	70	67	68	76	281	T11	129,071.42
2010	71	73	73	74	291	T51	15,296.67
2011	73	69	67	68	277	T6	217,750.00
2012	70	71	77	72	290	T69	13,000.00
2013	68	72	77	77	294	T65	13,936.00
2014	71	70	69	72	282	T14	120,750.00
2017	71	73	69	71	284	T18	94,500.00
2019	70	74			144	CUT	
2021	69	75	72	71	287	T51	19,899.00
2022	70	74			144	CUT	
2023	74	75			149	CUT	
Total							\$680,834.65

Johnston, Andrew (74.50)

Year	1st	2nd	3rd	4th	Total	Finish	Money
2017	75	74			149	CUT	
Total							

Jones, Kent (73.25)

Year	1st	2nd	3rd	4th	Total	Finish	Money
2004	73	73			146	CUT	
2005	78	73			151	CUT	
2006	71	76			147	CUT	
2007	79	77			156	CUT	
2009	72	70	71	76	289	T53	\$14,906.66
2011	72	70	71	70	283	T33	30,170.83
Total							\$45,077.49

Jones, Kyle (74.00)

Year	1st	2nd	3rd	4th	Total	Finish	Money
2019	76	72			148	CUT	
Total							

Jones, Matt (71.94)

Year	1st	2nd	3rd	4th	Total	Finish	Money
2008	73	73			146	CUT	
2010	74	71	69	68	282	T7	\$175,964.29
2011	70	69	69	72	280	T21	72,800.00
2013	73	73	75		221	T73	12,596.00
2014	74	77			151	CUT	
2015	69	70	70	74	283	T28	43,310.00
2016	75	74			149	CUT	
2017	72	72	74	75	293	T66	15,300.00
2019	70	70	72	71	283	T38	32,390.00
2021	69	71	73	72	285	T37	36,045.00
2022	73	72			145	CUT	
Total							\$388,405.29

Jones, Steve (75.38)

Year	1st	2nd	3rd	4th	Total	Finish	Money
2003	75	72			147	CUT	
2005	82	76			158	CUT	
2006	78	66	77	77	298	T67	\$12,726.00
Total							\$12,726.00

Joyner, Randy (85.50)

Year	1st	2nd	3rd	4th	Total	Finish	Money
2005	87	84			171	CUT	
Total							

Kanada, Craig (74.25)

Year	1st	2nd	3rd	4th	Total	Finish	Money
2007	73	73	77	74	297	T79	\$11,340.00
Total							\$11,340.00

Kang, Sung (73.13)

Year	1st	2nd	3rd	4th	Total	Finish	Money
2011	75	71			146	CUT	
2012	71	70	70	71	282	T26	\$47,125.00
2016	75	72			147	CUT	
2018	72	76			148	CUT	
2019	70	76			146	CUT	
2021	75	79			154	CUT	
2022	71	76			147	CUT	
Total							\$47,125.00

Individual Player Results

Karlsson, Robert (72.09)

Year	1st	2nd	3rd	4th	Total	Finish	Money
2007	71	72	72	72	287	T24	\$46,620.00
2009	70	69	78	72	289	T53	14,906.67
2011	75	70			145	CUT	
2012	71	67	73	75	286	T48	16,536.00
2013	69	72	69	72	282	T4	294,800.00
2014	73	75			148	CUT	
2015	75	74			149	CUT	
Total							\$372,862.67

Kaufman, Smylie (73.33)

Year	1st	2nd	3rd	4th	Total	Finish	Money
2017	70	71	72	68	281	T5	\$273,750.00
2018	80	79			159	CUT	
Total							\$273,750.00

Kaye, Jonathan (72.71)

Year	1st	2nd	3rd	4th	Total	Finish	Money
2003	73	75			148	CUT	
2004	68	74	69	71	282	T15	\$86,800.00
2005	75	75			150	CUT	
2006	78	71			149	CUT	
2009	70	72	74	73	289	T53	14,906.67
Total							\$101,706.67

Kaymer, Martin (71.59)

Year	1st	2nd	3rd	4th	Total	Finish	Money
2009	71	70	69	71	281	T11	\$129,071.43
2011	70	71	73	74	288	T62	13,975.00
2013	72	76			148	CUT	
2014	69	69	70	75	283	T18	89,976.00
2016	71	73	77	69	290	T41	22,642.17
2018	73	67	73	72	285	T42	22,389.23
Total							\$278,053.83

Kelly, Jerry (73.30)

Year	1st	2nd	3rd	4th	Total	Finish	Money
2003	75	75			150	CUT	
2004	69	74	75	74	292	T66	\$11,536.00
2006	73	70	69	77	289	T31	38,193.75
2007	69	73	70	77	289	T43	18,774.00
2008	72	77			149	CUT	
2009	72	75			147	CUT	
2013	73	77			150	CUT	
Total							\$68,503.75

Kelly, Troy (74.00)

Year	1st	2nd	3rd	4th	Total	Finish	Money
2012	74	74			148	CUT	
Total							

Kendall, Skip (74.38)

Year	1st	2nd	3rd	4th	Total	Finish	Money
2003	75	75			150	CUT	
2004	75	73			148	CUT	
2005	71	76	76	74	297	T73	\$11,640.00
Total							\$11,640.00

Kennedy, Blake (78.50)

Year	1st	2nd	3rd	4th	Total	Finish	Money
2017	82	75			157	CUT	
Total							

Killeen, J.J. (72.50)

Year	1st	2nd	3rd	4th	Total	Finish	Money
2012	73	72			145	CUT	
Total							

Kim, Anthony (70.90)

Year	1st	2nd	3rd	4th	Total	Finish	Money
2007	72	69	69	70	280	T5	\$239,400.00
2008	70	67	66	69	272	1	1,152,000.00
2009	70	69	78	71	288	T47	16,921.67
2010	72	69	70	71	282	T7	175,964.28
2011	70	74	78		222	T82	11,310.00
2012	74				74	W/D	
Total							\$1,595,595.95

Kim, Bio (73.00)

Year	1st	2nd	3rd	4th	Total	Finish	Money
2011	73	71	75		219	T77	\$12,025.00
Total							\$12,025.00

Kim, Michael (72.20)

Year	1st	2nd	3rd	4th	Total	Finish	Money
2016	73	70	77	74	294	T69	\$14,673.00
2021	73	81			154	CUT	
2023	68	68	69	69	274	7	675,000.00
Total							\$689,673.00

Kim, S.H. (73.00)

Year	1st	2nd	3rd	4th	Total	Finish	Money
2023	70	76			146	CUT	
Total							

Kim, Si Woo (71.50)

Year	1st	2nd	3rd	4th	Total	Finish	Money
2016	71	77			148	CUT	
2022	67	72	70	75	284	T37	\$41,850.00
2023	68	72	70	73	283	T43	69,000.00
Total							\$110,850.00

Kim, Tom (69.75)

Year	1st	2nd	3rd	4th	Total	Finish	Money
2023	67	73	68	71	279	T23	\$185,000.00
Total							\$185,000.00

Kim, Whee (74.10)

Year	1st	2nd	3rd	4th	Total	Finish	Money
2015	75	71			146	CUT	
2016	74	77			151	CUT	
2017	72	75			147	CUT	
2018	76	73			149	CUT	
2019	73	75			148	CUT	
Total							

Kirk, Chris (72.50)

Year	1st	2nd	3rd	4th	Total	Finish	Money
2011	78	72			150	CUT	
2012	75	67	73	73	288	T57	\$14,235.00
2013	72	71	72	76	291	T50	15,828.75
2014	71	70	71	73	285	T30	40,106.25
2017	69	76	75	76	296	T71	14,775.00
2023	67	71	73	74	285	T56	46,200.00
Total							\$131,145.00

Individual Player Results

Kisner, Kevin (72.28)

Year	1st	2nd	3rd	4th	Total	Finish	Money
2011	79	74			153	CUT	
2012	72	72			144	CUT	
2014	72	66	68	73	279	T6	\$239,775.00
2015	69	73	71	71	284	T38	27,690.00
2016	75	72			147	CUT	
2017	75	72			147	CUT	
2018	72	75			147	CUT	
Total							\$267,465.00

Kitayama, Kurt (71.17)

Year	1st	2nd	3rd	4th	Total	Finish	Money
2022	67	67	76	69	279	T15	\$141,750.00
2023	76	72			148	CUT	
Total							\$141,750.00

Kite, Tom (75.25)

Year	1st	2nd	3rd	4th	Total	Finish	Money
2005	74	73	75	79	301	T78	\$11,040.00
Total							\$11,040.00

Kizzire, Patton (73.00)

Year	1st	2nd	3rd	4th	Total	Finish	Money
2016	72	69	74	72	287	T24	\$62,232.50
2017	73	71	72	77	293	T66	15,300.00
2018	75	73			148	CUT	
2021	69	72	71	77	289	T58	18,063.00
2023	77	74			151	CUT	
Total							\$95,595.50

Kjeldsen, Søren (75.00)

Year	1st	2nd	3rd	4th	Total	Finish	Money
2017	73	77			150	CUT	
Total							

Klauk, Jeff (74.63)

Year	1st	2nd	3rd	4th	Total	Finish	Money
2009	69	71	70	75	285	T32	\$35,966.66
2010	78	79			157	CUT	
2011	80	75			155	CUT	
Total							\$35,966.66

Knost, Colt (72.60)

Year	1st	2nd	3rd	4th	Total	Finish	Money
2009	70	76			146	CUT	
2011	77	76			153	CUT	
2012	73	72			145	CUT	
2013	74	73			147	CUT	
2015	75	68	73	72	288	T66	\$14,697.00
2016	73	68	76	73	290	T41	22,642.17
2019	73	68	67	75	283	T38	32,390.00
Total							\$69,729.17

Knous, Jim (69.83)

Year	1st	2nd	3rd	4th	Total	Finish	Money
2019	68	72	70	68	278	T13	\$143,780.00
2022	67	74			141	CUT	
Total							\$143,780.00

Knox, Russell (71.75)

Year	1st	2nd	3rd	4th	Total	Finish	Money
2012	77	73			150	CUT	
2015	69	69	77	72	287	T58	\$15,407.00
2021	70	71	70	72	283	T18	96,390.00

2022	68	72	72	71	283	T35	47,925.00
2023	75	70			145	CUT	
Total							\$159,722.00

Kodaira, Satoshi (71.17)

Year	1st	2nd	3rd	4th	Total	Finish	Money
2021	68	72	68	73	281	T11	\$188,325.00
2022	73	73			146	CUT	
Total							\$188,325.00

Koepka, Brooks (71.25)

Year	1st	2nd	3rd	4th	Total	Finish	Money
2018	72	72	71	70	285	T42	\$22,389.23
Total							\$22,389.23

Koepka, Chase (74.50)

Year	1st	2nd	3rd	4th	Total	Finish	Money
2017	75	74			149	CUT	
Total							

Kohles, Ben (75.13)

Year	1st	2nd	3rd	4th	Total	Finish	Money
2013	78	74			152	CUT	
2014	79	80			159	CUT	
2022	67	72	75	76	290	T59	\$20,340.00
Total							\$20,340.00

Kokrak, Jason (72.92)

Year	1st	2nd	3rd	4th	Total	Finish	Money
2012	74	76			150	CUT	
2013	68	70	73	80	291	T50	\$15,828.75
2014	75	68	73	68	284	T23	58,157.15
2015	77	69			146	CUT	
2016	76	72			148	CUT	
2017	71	74	75	73	293	T66	15,300.00
2018	74	72			146	CUT	
2019	70	70	74	78	292	T69	15,958.00
Total							\$105,243.90

Kraft, Greg (74.00)

Year	1st	2nd	3rd	4th	Total	Finish	Money
2009	74	74			148	CUT	
Total							

Kraft, Kelly (73.64)

Year	1st	2nd	3rd	4th	Total	Finish	Money
2016	75	74			149	CUT	
2018	76	73			149	CUT	
2019	73	72			145	CUT	
2021	73	79			152	CUT	
2022	70	70	74	73	287	T49	\$23,490.00
2023	77	72			149	CUT	
Total							\$23,490.00

Kresge, Cliff (73.14)

Year	1st	2nd	3rd	4th	Total	Finish	Money
2003	72	77			149	CUT	
2004	72	75			147	CUT	
2007	75	72	77	72	296	T77	\$11,655.00
2008	72	75			147	CUT	
2009	69	72	72	72	285	T32	35,966.67
Total							\$47,621.67

Individual Player Results

Kribel, Joel (78.50)

Year	1st	2nd	3rd	4th	Total	Finish	Money
2003	77	80			157	CUT	
Total							

Kuchar, Matt (72.73)

Year	1st	2nd	3rd	4th	Total	Finish	Money
2003	71	71	72	76	290	T51	\$13,104.00
2004	76	68	73	78	295	T70	11,144.00
2005	76	75			151	CUT	
2008	73	72	73	74	292	T62	13,568.00
2009	72	79			151	CUT	
2010	75	71			146	CUT	
2022	67	73	73	74	287	T49	23,490.00
2023	72	67	68	72	279	T23	185,000.00
Total							\$246,306.00

Kuehne, Hank (73.60)

Year	1st	2nd	3rd	4th	Total	Finish	Money
2003	75	74			149	CUT	
2004	74	76			150	CUT	
2005	75	70	74	70	289	T28	\$40,800.00
2012	73	75			148	CUT	
Total							\$40,800.00

La'Cassie, Bronson (74.00)

Year	1st	2nd	3rd	4th	Total	Finish	Money
2014	71	73	77	75	296	T2	\$13,524.00
Total							\$13,524.00

LaBelle II, Doug (75.40)

Year	1st	2nd	3rd	4th	Total	Finish	Money
2007	80	76			156	CUT	
2013	74	72	75		221	T73	\$12,596.00
Total							\$12,596.00

Lahiri, Anirban (72.25)

Year	1st	2nd	3rd	4th	Total	Finish	Money
2016	66	77	72	75	290	T41	\$22,642.16
2018	76	74			150	CUT	
2019	79	71			150	CUT	
2022	68	68	70	71	277	T6	303,750.00
Total							\$326,392.16

Laird, Martin (72.00)

Year	1st	2nd	3rd	4th	Total	Finish	Money
2009	74	70	70	74	288	T47	\$16,921.66
2010	72	75			147	CUT	
2011	78	68			146	CUT	
2012	72	70	69	71	282	T26	47,125.00
2013	72	75			147	CUT	
2014	69	70	73	73	285	T30	40,106.25
2015	72	70	73	71	286	T55	16,188.00
2016	69	76	77	71	293	T65	15,111.00
2017	71	72	71	74	288	T42	24,792.86
2019	67	71	71	73	282	T31	44,804.28
2022	70	69	76	76	291	T6	20,070.00
2023	71	74			145	CUT	
Total							\$225,119.05

Lamb, Brian (79.00)

Year	1st	2nd	3rd	4th	Total	Finish	Money
2003	77	81			158	CUT	
Total							

Lamb, Rick (74.50)

Year	1st	2nd	3rd	4th	Total	Finish	Money
2017	75	74			149	CUT	
Total							

Lamely, Derek (74.50)

Year	1st	2nd	3rd	4th	Total	Finish	Money
2010	75	72			147	CUT	
2011	76	75			151	CUT	
2012	76	73			149	CUT	
Total							

Lancaster, Neal (75.70)

Year	1st	2nd	3rd	4th	Total	Finish	Money
2003	72	73	76	73	294	T65	\$11,536.00
2004	79	73			152	CUT	
2005	83				83	W/D	
2006	80				80	W/D	
2013	75	73			148	CUT	
Total							\$11,536.00

Landry, Andrew (77.33)

Year	1st	2nd	3rd	4th	Total	Finish	Money
2018	78				78	W/D	
2023	76	78			154	CUT	
Total							

Langer, Bernhard (70.75)

Year	1st	2nd	3rd	4th	Total	Finish	Money
2007	70	73	71	69	283	T10	\$151,200.00
Total							\$151,200.00

Langham, Franklin (76.50)

Year	1st	2nd	3rd	4th	Total	Finish	Money
2005	75	78			153	CUT	
Total							

Langley, Scott (72.64)

Year	1st	2nd	3rd	4th	Total	Finish	Money
2013	73	74			147	CUT	
2014	70	71	71	74	286	T38	\$28,980.00
2015	73	72			145	CUT	
2016	70	69	71	77	287	T24	62,232.50
2019	78	74			152	CUT	
Total							\$91,212.50

Lankford, Jeffrey (76.00)

Year	1st	2nd	3rd	4th	Total	Finish	Money
2004	76	76			152	CUT	
Total							

Lashley, Nate (71.31)

Year	1st	2nd	3rd	4th	Total	Finish	Money
2018	75	73			148	CUT	
2019	71	70	69	74	284	T45	\$23,131.20
2021	69	76			145	CUT	
2022	70				70	W/D	
2023	68	66	71	75	280	T27	134,125.00
Total							\$157,256.20

Laycock, Scott (73.00)

Year	1st	2nd	3rd	4th	Total	Finish	Money
2003	69	77			146	CUT	
Total							

Individual Player Results

Leaney, Stephen (73.00)

Year	1st	2nd	3rd	4th	Total	Finish	Money
2004	71	72	71	72	286	T35	\$25,293.33
2005	73	74	68	71	286	T11	127,200.00
2006	77	70			147	CUT	
2007	75	70	75	77	297	T79	11,340.00
2008	70	72	78		220	T73	12,096.00
2009	75	76			151	CUT	
Total							\$175,929.33

Lebioda, Hank (71.42)

Year	1st	2nd	3rd	4th	Total	Finish	Money
2019	71	72	74	68	285	T50	\$19,236.50
2021	72	71	77	67	287	T51	19,899.00
2022	68	70	73	74	285	T41	33,750.00
Total							\$72,885.50

LeBrun, Steve (76.00)

Year	1st	2nd	3rd	4th	Total	Finish	Money
2013	77	75			152	CUT	
Total							

Lee, Danny (71.57)

Year	1st	2nd	3rd	4th	Total	Finish	Money
2009	71	69	70	76	286	T38	\$27,300.00
2012	69				69	DQ	
2014	71	71	70	76	288	T50	16,642.80
2015	71	69	69	70	279	T13	137,266.67
2016	72	71	73	67	283	T9	204,400.00
2018	75	73			148	CUT	
2019	75	77			152	CUT	
2022	68	73			141	CUT	
Total							\$385,609.47

Lee, Dong Hwan (72.88)

Year	1st	2nd	3rd	4th	Total	Finish	Money
2013	72	71	69	73	285	T16	\$97,150.00
2014	76	72			148	CUT	
2016	73	77			150	CUT	
Total							\$97,150.00

Lee, K.H. (70.75)

Year	1st	2nd	3rd	4th	Total	Finish	Money
2019	72	70	70	75	287	T60	\$17,064.00
2021	66	77	70	76	289	T58	18,063.00
2022	66	73	70	72	281	T25	69,150.00
2023	66	70	71	68	275	T8	525,000.00
Total							\$629,277.00

Lee, Richard (72.00)

Year	1st	2nd	3rd	4th	Total	Finish	Money
2012	70	69	69	76	284	T40	\$24,700.00
2013	73	70	72	75	290	T43	20,904.00
2014	75	71			146	CUT	
Total							\$45,604.00

Leggatt, Ian (74.25)

Year	1st	2nd	3rd	4th	Total	Finish	Money
2003	71	74	72	76	293	T62	\$11,984.00
2006	75	71	75	80	301	72	12,348.00
Total							\$24,332.00

Lehman, Tom (72.13)

Year	1st	2nd	3rd	4th	Total	Finish	Money
2003	72	72	71	72	287	T29	\$36,400.00
2006	75	69	69	77	290	T35	32,445.00
Total							\$68,845.00

Leishman, Marc (72.08)

Year	1st	2nd	3rd	4th	Total	Finish	Money
2009	73	75			148	CUT	
2011	73	71	71	70	285	T48	\$16,157.15
2012	75	67	74	73	289	T65	13,455.00
2022	68	75			143	CUT	
Total							\$29,612.15

Leonard, Justin (73.50)

Year	1st	2nd	3rd	4th	Total	Finish	Money
2003	71	71	74	71	287	T29	\$36,400.00
2004	73	73			146	CUT	
2007	74	81			155	CUT	
Total							\$36,400.00

Letzig, Michael (73.43)

Year	1st	2nd	3rd	4th	Total	Finish	Money
2008	75	70	76		221	79	\$11,648.00
2009	74	72			146	CUT	
2013	74	73			147	CUT	
Total							\$11,648.00

Levet, Thomas (75.75)

Year	1st	2nd	3rd	4th	Total	Finish	Money
2005	75	78			153	CUT	
2006	73	77			150	CUT	
Total							

Levin, Spencer (73.06)

Year	1st	2nd	3rd	4th	Total	Finish	Money
2009	77	72			149	CUT	
2010	75	73			148	CUT	
2012	72	68	70	73	283	T32	\$34,450.00
2014	74	73			147	CUT	
2015	74	77			151	CUT	
2016	77	74			151	CUT	
2017	72	72	71	71	286	T31	44,475.00
Total							\$78,925.00

Lewallen, Rick (77.25)

Year	1st	2nd	3rd	4th	Total	Finish	Money
2012	76	77			153	CUT	
2015	77	79			156	CUT	
Total							

Lewis, J.L. (73.80)

Year	1st	2nd	3rd	4th	Total	Finish	Money
2004	72	73			145	CUT	
2005	73	75	72	71	291	T44	\$18,140.00
2007	76	73			149	CUT	
2008	79	74			153	CUT	
Total							\$18,140.00

Lewis, Tom (73.00)

Year	1st	2nd	3rd	4th	Total	Finish	Money
2021	75	71			146	CUT	
Total							

Individual Player Results

Lickliter II, Frank (74.14)

Year	1st	2nd	3rd	4th	Total	Finish	Money
2003	73	67	74	75	289	T40	\$18,663.27
2004	74	71			145	CUT	
2005	77	74			151	CUT	
2006	78	73			151	CUT	
2008	73	76			149	CUT	
2014	75	78			153	CUT	
Total							\$18,663.27

Lindheim, Nicholas (75.00)

Year	1st	2nd	3rd	4th	Total	Finish	Money
2017	77	74			151	CUT	
2018	75	75			150	CUT	
2019	75	74			149	CUT	
Total							

Lingmerth, David (71.86)

Year	1st	2nd	3rd	4th	Total	Finish	Money
2013	74	73			147	CUT	
2014	76	72			148	CUT	
2015	72	74			146	CUT	
2016	71	71	76	68	286	T17	\$95,525.72
2017	72	70	70	72	284	T18	94,500.00
2022	71	69	72	74	286	T46	26,670.00
2023	71	67	75	71	284	T47	51,222.22
Total							\$267,917.94

Lipsky, David (72.50)

Year	1st	2nd	3rd	4th	Total	Finish	Money
2022	69	75			144	CUT	
2023	75	71			146	CUT	
Total							

List, Luke (71.46)

Year	1st	2nd	3rd	4th	Total	Finish	Money
2013	71	75	71	68	285	T16	\$97,150.00
2016	71	76			147	CUT	
2017	72	71	74	73	290	T52	17,314.29
2018	70	72	67	70	279	T9	200,200.00
2019	75	68	71	75	289	T65	16,432.00
2021	67	72	68	72	279	T6	273,375.00
2022	68	66	74	74	282	T31	55,012.50
2023	74	76			150	CUT	
Total							\$659,483.79

Loar, Edward (74.00)

Year	1st	2nd	3rd	4th	Total	Finish	Money
2012	78	70			148	CUT	
Total							

Lonard, Peter (73.53)

Year	1st	2nd	3rd	4th	Total	Finish	Money
2003	72	71	73	73	289	T40	\$18,663.27
2004	73	68	72	74	287	T44	16,930.67
2005	75	78			153	CUT	
2007	73	80			153	CUT	
2008	75				75	W/D	
2009	71	75			146	CUT	
Total							\$35,593.94

Long, Adam (72.25)

Year	1st	2nd	3rd	4th	Total	Finish	Money
2019	70	71	73	70	284	T45	\$23,131.20
2021	77	76			153	CUT	
2022	70	71			141	CUT	
Total							\$23,131.20

Lopez-Chacarra, Eugenio (73.50)

Year	1st	2nd	3rd	4th	Total	Finish	Money
2022	73	74			147	CUT	
Total							

Loupe, Andrew (71.33)

Year	1st	2nd	3rd	4th	Total	Finish	Money
2014	77	70			147	CUT	
2016	65	71	74	71	281	T4	\$287,437.50
Total							\$287,437.50

Love, Dru (76.50)

Year	1st	2nd	3rd	4th	Total	Finish	Money
2018	79	74			153	CUT	
Total							

Love III, Davis (72.32)

Year	1st	2nd	3rd	4th	Total	Finish	Money
2003	73	72	74	68	287	T29	\$36,400.00
2004	73	66	72	72	283	T21	54,160.00
2005	76	74			150	CUT	
2006	69	69	73	74	285	T14	100,800.00
2007	74	72	67	76	289	T43	18,774.00
2008	74	75			149	CUT	
2009	70	69	70	74	283	T22	58,592.85
2010	70	71	68	76	285	T17	91,000.00
2011	70	69	68	72	279	T16	97,500.00
2014	75	68	74	75	292	T65	14,352.00
2016	82	74			156	CUT	
2017	70	79			149	CUT	
2018	78				78	W/D	
Total							\$471,578.85

Lovelady, Tom (71.83)

Year	1st	2nd	3rd	4th	Total	Finish	Money
2018	68	76	72	68	284	T34	\$37,248.75
2019	75	72			147	CUT	
Total							\$37,248.75

Lovemark, Jamie (72.92)

Year	1st	2nd	3rd	4th	Total	Finish	Money
2012	75	72			147	CUT	
2014	78	68			146	CUT	
2016	74	70	71	76	291	T53	\$16,589.25
2018	75	71			146	CUT	
2021	70	75			145	CUT	
Total							\$16,589.25

Lowe, Cortland (73.50)

Year	1st	2nd	3rd	4th	Total	Finish	Money
2010	75	72			147	CUT	
Total							

Lower, Justin (71.50)

Year	1st	2nd	3rd	4th	Total	Finish	Money
2017	71	73	75	72	291	T59	\$16,425.00
2022	68	70	76	68	282	T31	55,012.50
2023	71	71			142	CUT	
Total							\$71,437.50

Individual Player Results

Lowery, Steve (73.50)

Year	1st	2nd	3rd	4th	Total	Finish	Money
2003	74	68	72	75	289	T40	\$18,663.27
2004	80	73			153	CUT	
2005	72	76	71	77	296	T2	11,760.00
2006	73	68	69	72	282	T6	203,962.50
2007	78	77			155	CUT	
2008	70	72	77	73	292	T62	13,568.00
2009	73	71	73	73	290	T59	14,300.00
2010	76	78			154	CUT	
Total							\$262,253.77

Lowry, Shane (71.88)

Year	1st	2nd	3rd	4th	Total	Finish	Money
2016	74	73			147	CUT	
2017	75	70	68	72	285	T24	\$59,357.14
2018	74	70	71	69	284	T34	37,248.75
2021	71	73	75	71	290	T65	17,172.00
2023	72	72			144	CUT	
Total							\$113,777.89

Luck, Curtis (73.67)

Year	1st	2nd	3rd	4th	Total	Finish	Money
2017	72	73	73	72	290	T52	\$17,314.29
2019	71	81			152	CUT	
Total							\$17,314.29

Lunde, Bill (73.13)

Year	1st	2nd	3rd	4th	Total	Finish	Money
2009	72	72	74	77	295	T70	\$12,870.00
2010	73	72	73	73	291	T51	15,296.67
2011	73	71	73		217	T72	12,545.00
2012	71	78			149	CUT	
2015	69	76			145	CUT	
Total							\$40,711.67

Lutterus, David (73.50)

Year	1st	2nd	3rd	4th	Total	Finish	Money
2010	76	71			147	CUT	
Total							

Lyle, Jarrod (73.00)

Year	1st	2nd	3rd	4th	Total	Finish	Money
2009	73	73			146	CUT	
2010	71	72	75	71	289	T43	\$21,450.00
2011	71	71	73	74	289	T64	13,585.00
2015	75	77			152	CUT	
Total							\$35,035.00

Lynn, David (70.00)

Year	1st	2nd	3rd	4th	Total	Finish	Money
2013	71	68	71	70	280	2	\$723,600.00
Total							\$723,600.00

Mack III, Willie (72.50)

Year	1st	2nd	3rd	4th	Total	Finish	Money
2023	73	72			145	CUT	
Total							

MacKenzie, Will (73.11)

Year	1st	2nd	3rd	4th	Total	Finish	Money
2005	72	77			149	CUT	
2006	72	73	75	71	291	T38	\$24,570.00
2007	76	74			150	CUT	
2009	70	74	71	73	288	T47	16,921.67
2010	71	74	70	75	290	T48	17,030.00

2014	75	74			149	CUT	
2015	69	68	70	75	282	T20	71,621.25
2016	73	74			147	CUT	
2017	75	72			147	CUT	
2019	75	79			154	CUT	
Total							\$130,142.92

Magee, Andrew (73.00)

Year	1st	2nd	3rd	4th	Total	Finish	Money
2003	71	74	72	73	290	T51	\$13,104.00
2005	69	75	72	76	292	T50	14,360.00
2006	79	69			148	CUT	
Total							\$27,464.00

Maggert, Jeff (72.75)

Year	1st	2nd	3rd	4th	Total	Finish	Money
2003	73	73			146	CUT	
2004	71	69	67	72	279	T5	\$196,700.00
2005	69				69	DQ	
2006	73	74			147	CUT	
2007	68	74	77	71	290	T52	14,773.50
2008	71	70	79		220	T73	12,096.00
2009	68	70	75	77	290	T59	14,300.00
2010	74	73			147	CUT	
2011	75	76			151	CUT	
2012	70	79			149	CUT	
2013	73	76			149	CUT	
Total							\$237,869.50

Maginnes, John (73.50)

Year	1st	2nd	3rd	4th	Total	Finish	Money
2003	72	73	74	75	294	T65	\$11,536.00
2004	73	74			147	CUT	
Total							\$11,536.00

Mahan, Hunter (72.06)

Year	1st	2nd	3rd	4th	Total	Finish	Money
2004	75	76			151	CUT	
2005	73	78			151	CUT	
2007	73	76			149	CUT	
2008	71	70	71	71	283	T12	\$125,440.00
2009	68	72	75	68	283	T22	58,592.86
2010	71	71	73	70	285	T17	91,000.00
2011	72	70	67	70	279	T16	97,500.00
2012	73	68	75	71	287	T53	15,047.50
2013	73	72	76		221	T73	12,596.00
2014	72	73	72	71	288	T50	16,642.80
2015	70	73	72	70	285	T47	18,016.25
2016	75	70	73	73	291	T53	16,589.25
2017	72	73	71	74	290	T52	17,314.29
2021	68	75	69	76	288	T54	18,954.00
Total							\$487,692.95

Mallinger, John (75.50)

Year	1st	2nd	3rd	4th	Total	Finish	Money
2007	75	76			151	CUT	
Total							

Malnati, Peter (72.45)

Year	1st	2nd	3rd	4th	Total	Finish	Money
2014	75	73			148	CUT	
2016	74	75			149	CUT	
2017	77	72			149	CUT	
2018	67	68	75	74	284	T34	\$37,248.75
2019	74	71			145	CUT	

Individual Player Results

2021	67	74	72	73	286	T43	25,069.50
2022	67	73	77	71	288	T51	21,762.00
Total							\$84,080.25

Manassero, Matteo (73.75)

Year	1st	2nd	3rd	4th	Total	Finish	Money
2013	71	75	73	76	295	T68	\$13,534.00
Total							\$13,534.00

Marino, Steve (72.38)

Year	1st	2nd	3rd	4th	Total	Finish	Money
2007	74	71	70	73	288	T34	\$29,820.00
2008	69	71	74	74	288	T40	22,428.44
2009	67	72	74	73	286	T38	27,300.00
2010	73	72	67	72	284	16	110,500.00
2011	70	67	71	72	280	T21	72,800.00
2013	71	72	73	77	293	T61	14,405.00
2014	76	73			149	CUT	
2016	73	78			151	CUT	
2018	80				80	W/D	
Total							\$277,253.44

Martin, Ben (71.82)

Year	1st	2nd	3rd	4th	Total	Finish	Money
2011	77	68			145	CUT	
2014	71	73	69	75	288	T50	\$16,642.80
2015	74	69	70	71	284	T38	27,690.00
2016	74	73			147	CUT	
2017	68	72	74	70	284	T18	94,500.00
2018	73	74			147	CUT	
2021	69	71	72	69	281	T11	188,325.00
2022	68	70	76	74	288	T51	21,762.00
2023	79	68			147	CUT	
Total							\$348,919.80

Maruyama, Daisuke (76.00)

Year	1st	2nd	3rd	4th	Total	Finish	Money
2007	79	73			152	CUT	
Total							

Maruyama, Shigeki (73.35)

Year	1st	2nd	3rd	4th	Total	Finish	Money
2003	76	72			148	CUT	
2004	69	75	72	73	289	T56	\$12,544.00
2005	75	68	76	74	293	T56	13,260.00
2006	72	71	67	78	288	T26	46,620.00
2007	73	74	78	74	299	T82	11,025.00
2008	74	76			150	CUT	
Total							\$83,449.00

Mathis, David (73.09)

Year	1st	2nd	3rd	4th	Total	Finish	Money
2009	70	73	72	76	291	T62	\$13,910.00
2011	73	69	75		217	T72	12,545.00
2012	75	70			145	CUT	
2013	78	73			151	CUT	
Total							\$26,455.00

Matsuyama, Hideki (71.11)

Year	1st	2nd	3rd	4th	Total	Finish	Money
2014	69	72	72	73	286	T38	\$28,980.00
2015	69	71	70	72	282	T20	71,621.25
2016	74	71	70	69	284	T11	167,900.00

2018	77	68	72		217	T76	14,168.00
2019	73	70	70	69	282	T31	44,804.29
Total							\$327,473.54

Matteson, Troy (73.29)

Year	1st	2nd	3rd	4th	Total	Finish	Money
2006	72	69	75	77	293	T52	\$14,773.50
2007	76	74			150	CUT	
2008	71	73	74	71	289	T49	15,795.20
2009	74	74			148	CUT	
2010	70	76			146	CUT	
2011	72	75			147	CUT	
2012	74	69	70	72	285	T46	19,500.00
2013	72	76			148	CUT	
2014	79	74			153	CUT	
Total							\$50,068.70

Matthews, Brandon (73.50)

Year	1st	2nd	3rd	4th	Total	Finish	Money
2022	70	77			147	CUT	
Total							

Mattiace, Len (74.40)

Year	1st	2nd	3rd	4th	Total	Finish	Money
2003	75	67	76	74	292	T60	\$12,264.00
2004	73	75			148	CUT	
2005	77	79			156	CUT	
2006	78	70			148	CUT	
Total							\$12,264.00

Mayfair, Billy (72.06)

Year	1st	2nd	3rd	4th	Total	Finish	Money
2003	71	74	71	69	285	T21	\$62,720.00
2004	70	74	76	70	290	T61	12,096.00
2005	76	72	70	67	285	10	162,000.00
2006	75	78			153	CUT	
2007	73	71	67	72	283	T10	151,200.00
2008	74	67	76	74	291	T55	14,336.00
2009	78	77			155	CUT	
2010	68	68	71	76	283	T14	120,250.00
2011	69	73	74	70	286	T55	14,755.00
2012	67	71	73	72	283	T32	34,450.00
Total							\$571,807.00

McCallister, Blaine (72.75)

Year	1st	2nd	3rd	4th	Total	Finish	Money
2003	72	70	72	73	287	T29	\$36,400.00
2004	70	74	78	73	295	T70	11,144.00
Total							\$47,544.00

McCarron, Scott (72.85)

Year	1st	2nd	3rd	4th	Total	Finish	Money
2003	73	75			148	CUT	
2004	73				73	W/D	
2006	76	73			149	CUT	
2008	72	76			148	CUT	
2010	70	75	67	70	282	T7	\$175,964.29
2014	75	72			147	CUT	
Total							\$175,964.29

McCarthy, Denny (71.50)

Year	1st	2nd	3rd	4th	Total	Finish	Money
2018	76	73			149	CUT	
2019	72	72			144	CUT	
2021	77	75			152	CUT	
2022	65	69	74	73	281	T25	\$69,150.00
2023	71	67	71	66	275	T8	525,000.00
Total							\$594,150.00

Individual Player Results

McCumber, Tyler (74.50)

Year	1st	2nd	3rd	4th	Total	Finish	Money
2021	74	75			149	CUT	
Total							

McDaniel, Chip (75.00)

Year	1st	2nd	3rd	4th	Total	Finish	Money
2019	75	75			150	CUT	
Total							

McDonald, Bill (79.00)

Year	1st	2nd	3rd	4th	Total	Finish	Money
2007	79	79			158	CUT	
Total							

McDowell, Graeme (71.80)

Year	1st	2nd	3rd	4th	Total	Finish	Money
2006	76	75			151	CUT	
2017	71	71	70	72	284	T18	\$94,500.00
2018	71	73	67	72	283	T27	52,360.00
Total							

McGirt, William (72.56)

Year	1st	2nd	3rd	4th	Total	Finish	Money
2011	74	71			145	CUT	
2012	74	73			147	CUT	
2014	75	80			155	CUT	
2015	72	70	74	67	283	T28	\$43,310.00
2016	70	74	74	68	286	T17	95,525.72
2017	75	74			149	CUT	
2022	68	73			141	CUT	
Total							

McGreevy, Max (74.00)

Year	1st	2nd	3rd	4th	Total	Finish	Money
2022	77	74			151	CUT	
2023	70	75			145	CUT	
Total							

McIlroy, Rory (69.52)

Year	1st	2nd	3rd	4th	Total	Finish	Money
2010	72	73	66	62	273	1	\$1,170,000.00
2011	75	72			147	CUT	
2012	70	68	66	70	274	T2	572,000.00
2013	67	71	73	73	284	T10	148,516.67
2014	69	76	65	70	280	T8	200,100.00
2015	70	67	61	69	267	1	1,278,000.00
2016	73	69	73	66	281	T4	287,437.50
2018	68	76	66	71	281	T16	115,500.00
2019	66	70	68	73	277	T8	213,300.00
2021	72	66	68	68	274	1	1,458,000.00
2022	67	73	68	68	276	5	369,000.00
2023	68	73	71	72	284	T47	51,222.22
Total							

McLachlin, Parker (73.54)

Year	1st	2nd	3rd	4th	Total	Finish	Money
2007	71	75	69	73	288	T34	\$29,820.00
2008	73	72	72	69	286	T25	45,795.56
2009	73	71	74	76	294	T68	13,195.00
2010	88				88	W/D	
Total							

McLister, Joey (74.50)

Year	1st	2nd	3rd	4th	Total	Finish	Money
2013	77	72			149	CUT	
Total							

McNealy, Maverick (73.00)

Year	1st	2nd	3rd	4th	Total	Finish	Money
2021	72	74			146	CUT	
Total							

McNeill, George (71.74)

Year	1st	2nd	3rd	4th	Total	Finish	Money
2007	78	71			149	CUT	
2008	71	67	76	71	285	T22	\$66,560.00
2009	69	68	70	75	282	T18	87,750.00
2010	74	73			147	CUT	
2011	73	71	76		220	79	11,830.00
2012	70	68	68	74	280	T15	100,750.00
2013	69	68	72	76	285	T16	97,150.00
2014	78	68			146	CUT	
2015	69	69	75	70	283	T28	43,310.00
2016	74	73			147	CUT	
Total							

McRoy, Spike (72.00)

Year	1st	2nd	3rd	4th	Total	Finish	Money
2003	70	74	67	75	286	T24	\$46,480.00
2004	69	74	71	70	284	T28	38,920.00
2005	72	78			150	CUT	
Total							

Mediate, Rocco (72.80)

Year	1st	2nd	3rd	4th	Total	Finish	Money
2005	74				74	W/D	
2006	74	71	73	77	295	T59	\$13,797.00
2007	77	73			150	CUT	
2008	72	72	73	74	291	T55	14,336.00
2009	72	70	72	69	283	T22	58,592.86
2010	70	75	75	77	297	75	12,350.00
2011	74	72			146	CUT	
2012	68	69	75	72	284	T40	24,700.00
Total							

Meierdierks, Eric (76.00)

Year	1st	2nd	3rd	4th	Total	Finish	Money
2013	76	76			152	CUT	
Total							

Merrick, John (71.62)

Year	1st	2nd	3rd	4th	Total	Finish	Money
2008	69	71	73	74	287	T34	\$32,320.00
2009	70	75			145	CUT	
2010	72	70	76	74	292	T57	14,365.00
2012	70	68	74	72	284	T40	24,700.00
2013	74	71	68	73	286	T22	64,320.00
2014	71	70	70	73	284	T23	58,157.14
2015	71	70	71	72	284	T38	27,690.00
Total							

Merritt, Troy (73.09)

Year	1st	2nd	3rd	4th	Total	Finish	Money
2010	76	76			152	CUT	
2011	78	71			149	CUT	
2014	71	77			148	CUT	
2015	76	74			150	CUT	
2017	76	76			152	CUT	
2018	72	69	70	74	285	T42	\$22,389.23
2021	70	75			145	CUT	
2022	71	69	71	72	283	T35	47,925.00
2023	69	75			144	CUT	
Total							

Individual Player Results

Micheel, Shaun (72.58)

Year	1st	2nd	3rd	4th	Total	Finish	Money
2003	73	75			148	CUT	
2004	70	72	74	71	287	T44	\$16,930.67
2005	74	71	73	75	293	T56	13,260.00
2006	70	70	68	76	284	T12	138,600.00
2007	74	77			151	CUT	
2008	76	69	71	73	289	T49	15,795.20
2009	74	69	73	66	282	T18	87,750.00
2011	75	78			153	CUT	
Total							\$272,335.87

Mickelson, Phil (70.44)

Year	1st	2nd	3rd	4th	Total	Finish	Money
2004	70	70	72	67	279	T5	\$196,700.00
2005	71	73	73	66	283	T7	193,500.00
2006	71	72	73	74	290	T35	32,445.00
2007	70	71	68	70	279	T3	365,400.00
2008	68	74	69	72	283	T12	125,440.00
2009	67	71	75	67	280	T5	212,875.00
2010	70	68	71	68	277	2	702,000.00
2011	69	66	74	69	278	T9	150,428.58
2012	71	72	68	71	282	T26	47,125.00
2013	68	67	73	73	281	3	455,600.00
2014	67	75	63	76	281	T11	158,700.00
2015	71	66	71	68	276	T4	293,466.67
2016	69	70	76	66	281	T4	287,437.50
2017	71	72	69	72	284	T18	94,500.00
2018	72	72	64	69	277	T5	281,050.00
2019	71	76			147	CUT	
2021	64	75	76	76	291	69	16,767.00
Total							\$3,613,434.75

Miller, Zack (73.50)

Year	1st	2nd	3rd	4th	Total	Finish	Money
2011	77	70			147	CUT	
Total							

Mills, Jon (76.50)

Year	1st	2nd	3rd	4th	Total	Finish	Money
2008	77	76			153	CUT	
Total							

Mitchell, Keith (70.33)

Year	1st	2nd	3rd	4th	Total	Finish	Money
2018	67	74	75	68	284	T34	\$37,248.75
2019	68	74	66	69	277	T8	213,300.00
2021	67	71	66	72	276	T3	477,900.00
2022	69	74			143	CUT	
2023	69	71	71	75	286	T59	44,600.00
Total							\$773,048.75

Mitchum, Kelly (75.22)

Year	1st	2nd	3rd	4th	Total	Finish	Money
2003	73	73			146	CUT	
2004	72	69	77	71	289	T56	\$12,544.00
2005	78	79			157	CUT	
2006	79	72			151	CUT	
2007	78	81			159	CUT	
2013	73	76			149	CUT	
2014	78	75			153	CUT	
2016	77	73			150	CUT	
Total							\$12,544.00

Mize, Larry (73.17)

Year	1st	2nd	3rd	4th	Total	Finish	Money
2003	72	71	72	71	286	T24	\$46,480.00
2006	78	75			153	CUT	
Total							\$46,480.00

Molder, Bryce (73.13)

Year	1st	2nd	3rd	4th	Total	Finish	Money
2010	76	74			150	CUT	
2011	75	73			148	CUT	
2017	75	70	70	72	287	T36	\$34,562.50
Total							\$34,562.50

Molinari, Edoardo (70.50)

Year	1st	2nd	3rd	4th	Total	Finish	Money
2011	72	71	71	68	282	T28	\$44,200.00
Total							\$44,200.00

Molinari, Francesco (71.10)

Year	1st	2nd	3rd	4th	Total	Finish	Money
2016	72	70	73	71	286	T17	\$95,525.71
2017	66	72	72	75	285	T24	59,357.14
2018	70	72	68	71	281	T16	115,500.00
2021	72	74			146	CUT	
2022	69	73			142	CUT	
2023	72	68	71	71	282	T40	83,000.00
Total							\$353,382.85

Montgomery, Taylor (74.00)

Year	1st	2nd	3rd	4th	Total	Finish	Money
2023	76	72			148	CUT	
Total							

Moore, Patrick (75.50)

Year	1st	2nd	3rd	4th	Total	Finish	Money
2004	74	77			151	CUT	
Total							

Moore, Ryan (71.75)

Year	1st	2nd	3rd	4th	Total	Finish	Money
2007	74	72	74	75	295	T75	\$11,907.00
2008	72	75			147	CUT	
2009	73	72			145	CUT	
2010	73	73			146	CUT	
2011	69	69	72	73	283	T33	30,170.83
2012	65	70	68	74	277	T5	237,250.00
2013	67	75	68	73	283	T6	216,912.50
2014	70	71	76	66	283	T18	89,976.00
2015	71	71	73	70	285	T47	18,016.25
2016	74	73			147	CUT	
2018	73	73			146	CUT	
2021	69	72	73	74	288	T54	18,954.00
2023	75	70			145	CUT	
Total							\$623,186.58

Moore, Taylor (71.88)

Year	1st	2nd	3rd	4th	Total	Finish	Money
2022	69	71	79	76	295	T64	\$19,440.00
2023	66	71	71	72	280	T27	134,125.00
Total							\$153,565.00

Morikawa, Collin (73.00)

Year	1st	2nd	3rd	4th	Total	Finish	Money
2023	73	73			146	CUT	
Total							

Individual Player Results

Morland IV, David (73.00)

Year	1st	2nd	3rd	4th	Total	Finish	Money
2004	73	73			146	CUT	
Total							

Muñoz, Sebastián (73.25)

Year	1st	2nd	3rd	4th	Total	Finish	Money
2017	78	75			153	CUT	
2019	68	70	73	72	283	T38	\$32,390.00
2021	73	77			150	CUT	
Total							\$32,390.00

Muehr, Michael (73.50)

Year	1st	2nd	3rd	4th	Total	Finish	Money
2003	72	73	76	73	294	T65	\$11,536.00
Total							\$11,536.00

Mullinax, Trey (72.36)

Year	1st	2nd	3rd	4th	Total	Finish	Money
2017	79	69			148	CUT	
2018	77	71			148	CUT	
2019	72	69	73	71	285	T50	\$19,236.50
2022	70	78			148	CUT	
2023	70	69	71	74	284	T47	51,222.22
Total							\$70,458.72

Mulroy, Garth (73.00)

Year	1st	2nd	3rd	4th	Total	Finish	Money
2010	69	71	74	80	294	T69	\$12,870.00
2012	70	74			144	CUT	
Total							\$12,870.00

Murphy, Trevor (73.50)

Year	1st	2nd	3rd	4th	Total	Finish	Money
2008	71	76			147	CUT	
Total							

Murray, Grayson (72.90)

Year	1st	2nd	3rd	4th	Total	Finish	Money
2017	67	73	76	76	292	T63	\$15,900.00
2018	73	71	71	72	287	T59	16,863.00
2021	73	77			150	CUT	
Total							\$32,763.00

Na, Kevin (72.04)

Year	1st	2nd	3rd	4th	Total	Finish	Money
2004	75	71			146	CUT	
2005	74	74	72	72	292	T50	\$14,360.00
2008	73	72	75		220	T73	12,096.00
2009	78				78	W/D	
2010	72	69	73	69	283	T14	120,250.00
2011	69	69	67	71	276	5	260,000.00
2012	73	76			149	CUT	
2014	69	72	69	73	283	T18	89,976.00
2017	73	73			146	CUT	
Total							\$496,682.00

Nagy, Corey (74.00)

Year	1st	2nd	3rd	4th	Total	Finish	Money
2016	75	73			148	CUT	
Total							

Nash, Simon (74.50)

Year	1st	2nd	3rd	4th	Total	Finish	Money
2005	75	74			149	CUT	
Total							

Nazareth, Savio (83.00)

Year	1st	2nd	3rd	4th	Total	Finish	Money
2017	79	87			166	CUT	
Total							

Nesbitt, Drew (72.50)

Year	1st	2nd	3rd	4th	Total	Finish	Money
2022	68	77			145	CUT	
Total							

NeSmith, Matthew (71.00)

Year	1st	2nd	3rd	4th	Total	Finish	Money
2021	75	68	74	72	289	T58	\$18,063.00
2022	67	72	75	68	282	T31	55,012.50
2023	67	71	69	74	281	T35	99,600.00
Total							\$172,675.50

Niemann, Joaquin (71.20)

Year	1st	2nd	3rd	4th	Total	Finish	Money
2018	72	74			146	CUT	
2019	73	70	69	71	283	T38	\$32,390.00
2021	71	71	70	71	283	T18	96,390.00
Total							\$128,780.00

Nimmer, Bryson (73.50)

Year	1st	2nd	3rd	4th	Total	Finish	Money
2022	70	77			147	CUT	
Total							

Nitties, James (73.75)

Year	1st	2nd	3rd	4th	Total	Finish	Money
2009	73	74			147	CUT	
2010	72	76			148	CUT	
Total							

Noh, S.Y. (71.54)

Year	1st	2nd	3rd	4th	Total	Finish	Money
2012	68	70	70	71	279	T9	\$156,000.00
2013	74	75			149	CUT	
2014	76	71			147	CUT	
2017	69	74	67	71	281	T5	273,750.00
2021	74				74	W/D	
Total							\$429,750.00

Noren, Alex (72.38)

Year	1st	2nd	3rd	4th	Total	Finish	Money
2017	67	73	69	77	286	T31	\$44,475.00
2018	73	76			149	CUT	
2023	74	70			144	CUT	
Total							\$44,475.00

Norlander, Henrik (72.78)

Year	1st	2nd	3rd	4th	Total	Finish	Money
2013	74	70	69	72	285	T16	\$97,150.00
2016	72	71	79	73	295	T71	14,089.00
2021	80	76			156	CUT	
2022	70	69	75	76	290	T59	20,340.00
2023	70	71	73	70	284	T47	51,222.23
Total							\$182,801.23

Novak, Andrew (74.00)

Year	1st	2nd	3rd	4th	Total	Finish	Money
2022	71	77			148	CUT	
Total							

Individual Player Results

O'Hair, Sean (72.03)

Year	1st	2nd	3rd	4th	Total	Finish	Money
2005	73	74	77	70	294	T64	\$12,540.00
2006	75	73			148	CUT	
2007	75				75	W/D	
2009	69	72	67	69	277	1	1,170,000.00
2010	72	77			149	CUT	
2012	72	69	69	70	280	T15	100,750.00
2013	72	75			147	CUT	
2014	75	76			151	CUT	
2015	74	69	67	72	282	T20	71,621.25
2016	71	71	76	71	289	T35	35,222.50
2018	72	70	72	74	288	T63	16,247.00
2021	70	73	72	70	285	T37	36,045.00
Total							\$1,442,425.75

O'Hern, Nick (73.14)

Year	1st	2nd	3rd	4th	Total	Finish	Money
2007	75	69	69	75	288	T34	\$29,820.00
2008	71	70	71	76	288	T40	22,428.44
2009	69	76			145	CUT	
2010	73	76			149	CUT	
2012	77	77			154	CUT	
Total							\$52,248.44

O'Meara, Mark (73.25)

Year	1st	2nd	3rd	4th	Total	Finish	Money
2003	74	75			149	CUT	
2004	71	74			145	CUT	
2005	72	76	71	73	292	T50	\$14,360.00
Total							\$14,360.00

Oberholser, Arron (71.73)

Year	1st	2nd	3rd	4th	Total	Finish	Money
2003	74	73			147	CUT	
2004	69	68	68	72	277	2	\$604,800.00
2005	74				74	W/D	
2006	75	66	75	81	297	T65	13,167.00
2007	69	69	69	74	281	T7	196,350.00
Total							\$814,317.00

Odom, Jr., Gregory (76.00)

Year	1st	2nd	3rd	4th	Total	Finish	Money
2022	77	75			152	CUT	
Total							

Ogilvie, Joe (72.82)

Year	1st	2nd	3rd	4th	Total	Finish	Money
2004	68	71	76	69	284	T28	\$38,920.00
2005	76	81			157	CUT	
2006	73	73	69	73	288	T26	46,620.00
2007	81	69			150	CUT	
2008	73	72	75		220	T73	12,096.00
2009	71	72	69	73	285	T32	35,966.66
2010	73	69	74	71	287	T29	38,711.11
2011	72	71	71	75	289	T64	13,585.00
2012	71	75			146	CUT	
2013	72	77			149	CUT	
2014	76	72			148	CUT	
Total							\$185,898.77

Ogilvy, Geoff (71.52)

Year	1st	2nd	3rd	4th	Total	Finish	Money
2004	69	71	66	75	281	T10	\$128,800.00
2005	71	76	70	71	288	T22	55,700.00

2006	71	71	70	71	283	T10	163,800.00
2007	72	73	69	73	287	T24	46,620.00
2008	70	70	69	76	285	T22	66,560.00
2009	71	73	68	73	285	T32	35,966.67
2010	68	72	73	75	288	T38	27,950.00
2012	71	70	65	75	281	T21	67,600.00
2013	74	72	71	72	289	T38	28,810.00
2014	72	67	70	73	282	T14	120,750.00
2015	69	69	71	68	277	T7	228,975.00
2016	74	77			151	CUT	
2017	77	73			150	CUT	
2018	68	81			149	CUT	
Total							\$971,531.67

Olazábal, José María (72.33)

Year	1st	2nd	3rd	4th	Total	Finish	Money
2007	70	72	71	72	285	T16	\$91,350.00
2008	74	75			149	CUT	
Total							\$91,350.00

Olesen, Thorbjørn (73.50)

Year	1st	2nd	3rd	4th	Total	Finish	Money
2014	75	72			147	CUT	
Total							

Olsen, Dan (73.50)

Year	1st	2nd	3rd	4th	Total	Finish	Money
2004	74	73			147	CUT	
Total							

Olson, Blake (79.50)

Year	1st	2nd	3rd	4th	Total	Finish	Money
2016	78	81			159	CUT	
Total							

Oosthuizen, Louis (73.00)

Year	1st	2nd	3rd	4th	Total	Finish	Money
2015	76	70			146	CUT	
2018	74	72			146	CUT	
Total							

Oppenheim, Rob (74.00)

Year	1st	2nd	3rd	4th	Total	Finish	Money
2016	71	73	79	72	295	T71	\$14,089.00
2018	72	79			151	CUT	
2021	72	74			146	CUT	
Total							\$14,089.00

Ortiz, Alvaro (74.00)

Year	1st	2nd	3rd	4th	Total	Finish	Money
2019	77	71			148	CUT	
Total							

Ortiz, Carlos (72.07)

Year	1st	2nd	3rd	4th	Total	Finish	Money
2015	70	71	66	74	281	19	\$99,400.00
2016	71	74	74	74	293	T65	15,111.00
2019	72	73			145	CUT	
2021	70	68	73	79	290	T65	17,172.00
Total							\$131,683.00

Overton, Jeff (72.54)

Year	1st	2nd	3rd	4th	Total	Finish	Money
2006	78	71			149	CUT	
2008	74	72			146	CUT	
2009	70	71	73	75	289	T53	\$14,906.66
2010	71	76			147	CUT	

Individual Player Results

2011	70	71	71	71	283	T33	30,170.83
2012	68	71	70	77	286	T48	16,536.00
2014	71	75			146	CUT	
2015	74	73			147	CUT	
2016	71	71	77	74	293	T65	15,111.00
Total							\$76,724.49

Owen, Greg (73.88)

Year	1st	2nd	3rd	4th	Total	Finish	Money
2005	74	67	71	71	283	T7	\$193,500.00
2006	73	74			147	CUT	
2007	78	79			157	CUT	
2009	76	74			150	CUT	
2010	74	71	71	78	294	T69	12,870.00
2012	71	73			144	CUT	
2013	77	78			155	CUT	
2015	73	76			149	CUT	
2016	70	76			146	CUT	
2017	70	75	77		222	T76	13,875.00
Total							\$220,245.00

Painter, Anthony (74.00)

Year	1st	2nd	3rd	4th	Total	Finish	Money
2003	74	74			148	CUT	
Total							

Paisley, Chris (74.00)

Year	1st	2nd	3rd	4th	Total	Finish	Money
2018	75	73			148	CUT	
Total							

Palmer, Ryan (73.20)

Year	1st	2nd	3rd	4th	Total	Finish	Money
2004	77	70			147	CUT	
2005	70	80			150	CUT	
2007	77	77			154	CUT	
2023	66	72	70	73	281	T35	\$99,600.00
Total							\$99,600.00

Pampling, Rod (72.56)

Year	1st	2nd	3rd	4th	Total	Finish	Money
2003	72	76			148	CUT	
2005	72	72	73	72	289	T28	\$40,800.00
2006	75	71	72	76	294	T56	14,238.00
2007	71	70	71	73	285	T16	91,350.00
2008	71	70	75	66	282	T8	179,200.00
2009	70	79			149	CUT	
2010	70	75	73	75	293	T63	13,585.00
2013	69	69	74	78	290	T43	20,904.00
2018	71	76			147	CUT	
2019	74	71			145	CUT	
Total							\$360,077.00

Pan, C.T. (71.60)

Year	1st	2nd	3rd	4th	Total	Finish	Money
2017	74	79			153	CUT	
2018	73	70	74		217	T76	\$14,168.00
2021	74	69	72	68	283	T18	96,390.00
2022	68	71	70	70	279	T15	141,750.00
2023	68	74			142	CUT	
Total							\$252,308.00

Pappas, Brenden (71.83)

Year	1st	2nd	3rd	4th	Total	Finish	Money
2003	73	70	72	69	284	T18	\$78,400.00
2008	74	73			147	CUT	
Total							\$78,400.00

Park, Jin (75.50)

Year	1st	2nd	3rd	4th	Total	Finish	Money
2008	74	75			149	CUT	
2013	76	77			153	CUT	
Total							

Park, Sung Joon (78.00)

Year	1st	2nd	3rd	4th	Total	Finish	Money
2015	78	78			156	CUT	
Total							

Parnevik, Jesper (72.74)

Year	1st	2nd	3rd	4th	Total	Finish	Money
2003	75	75			150	CUT	
2004	70	75			145	CUT	
2005	69	73	75	76	293	T56	\$13,260.00
2006	73	71	70	71	285	T14	100,800.00
2007	79				79	W/D	
2008	71	74	71	67	283	T12	125,440.00
2013	72	75			147	CUT	
Total							\$239,500.00

Paulson, Carl (76.75)

Year	1st	2nd	3rd	4th	Total	Finish	Money
2003	77	70			147	CUT	
2005	78	82			160	CUT	
Total							

Paulson, Dennis (73.00)

Year	1st	2nd	3rd	4th	Total	Finish	Money
2005	73	74	76	69	292	T50	\$14,360.00
Total							\$14,360.00

Pavin, Corey (75.50)

Year	1st	2nd	3rd	4th	Total	Finish	Money
2003	78	76			154	CUT	
2004	71	77			148	CUT	
2005	77	73			150	CUT	
2007	74	78			152	CUT	
Total							

Peck, Jeff (82.50)

Year	1st	2nd	3rd	4th	Total	Finish	Money
2010	87	78			165	CUT	
Total							

Pendrith, Taylor (73.50)

Year	1st	2nd	3rd	4th	Total	Finish	Money
2023	70	77			147	CUT	
Total							

Peoples, David (72.25)

Year	1st	2nd	3rd	4th	Total	Finish	Money
2004	70	71	75	73	289	T56	\$12,544.00
Total							\$12,544.00

Percy, Cameron (73.50)

Year	1st	2nd	3rd	4th	Total	Finish	Money
2010	69	79			148	CUT	
2013	76	73			149	CUT	
2015	70	78			148	CUT	
2017	74	73			147	CUT	
2021	72	76			148	CUT	
2022	70	72			142	CUT	
Total							

Individual Player Results

Pereira, Mito (77.00)

Year	1st	2nd	3rd	4th	Total	Finish	Money
2018	81	73			154	CUT	
Total							

Perez, Pat (71.46)

Year	1st	2nd	3rd	4th	Total	Finish	Money
2003	73	73			146	CUT	
2004	73	70	70	70	283	T21	\$54,160.00
2005	76	78			154	CUT	
2007	72	77			149	CUT	
2008	72	73	65	73	283	T12	125,440.00
2009	74	70	76	73	293	T65	13,520.00
2010	76	71			147	CUT	
2011	67	65	70	75	277	T6	217,750.00
2012	73	71			144	CUT	
2013	76	69	72	71	288	T32	37,073.33
2014	73	71	66	77	287	T44	20,861.00
2015	73	71	68	70	282	T20	71,621.25
2017	72	69	70	68	279	T2	660,000.00
2019	69	68	66	74	277	T8	213,300.00
2021	69	72	72	71	284	T26	53,275.91
Total							\$1,467,001.49

Perks, Craig (75.67)

Year	1st	2nd	3rd	4th	Total	Finish	Money
2003	73	73			146	CUT	
2004	77	75			152	CUT	
2005	76	70	79	78	303	T9	\$10,920.00
2006	72	79			151	CUT	
2007	80	76			156	CUT	
Total							\$10,920.00

Pernice Jr., Tom (73.18)

Year	1st	2nd	3rd	4th	Total	Finish	Money
2003	73	67	74	68	282	T7	\$168,700.00
2004	73	76			149	CUT	
2005	74	74	70	72	290	T33	28,472.73
2006	79	73			152	CUT	
2007	78	75			153	CUT	
2008	72	75			147	CUT	
2009	72	69	77	68	286	T38	27,300.00
2012	76	75			151	CUT	
Total							\$224,472.73

Perry, Kenny (72.65)

Year	1st	2nd	3rd	4th	Total	Finish	Money
2003	72	73	71	75	291	T58	\$12,488.00
2005	68	76	69	73	286	T11	127,200.00
2007	77				77	W/D	
2008	74	71	73	71	289	T49	15,795.20
2010	66	79	75	72	292	T57	14,365.00
Total							\$169,848.20

Perry, Rod (75.50)

Year	1st	2nd	3rd	4th	Total	Finish	Money
2014	79	72			151	CUT	
Total							

Peterson, John (71.94)

Year	1st	2nd	3rd	4th	Total	Finish	Money
2013	73	76			149	CUT	
2014	72	76			148	CUT	
2015	71	70	70	71	282	T20	\$71,621.25

2017	70	69	74	74	287	T36	34,562.50
2018	65	77	72	71	285	T42	22,389.23
Total							\$128,572.98

Petrovic, Tim (72.84)

Year	1st	2nd	3rd	4th	Total	Finish	Money
2003	73	68	71	71	283	T11	\$111,200.00
2004	76	72			148	CUT	
2005	77	74			151	CUT	
2006	73	77			150	CUT	
2007	78	74			152	CUT	
2008	73	71	76		220	T73	12,096.00
2009	71	70	71	68	280	T5	212,875.00
2010	74	71	73	70	288	T38	27,950.00
2011	76	73			149	CUT	
Total							\$364,121.00

Petterson, Carl (72.52)

Year	1st	2nd	3rd	4th	Total	Finish	Money
2003	75	76			151	CUT	
2004	73	73			146	CUT	
2005	75	72	69	78	294	T64	\$12,540.00
2006	71	74	75	71	291	T38	24,570.00
2007	68	73	71	74	286	T22	68,040.00
2008	72	73	74	72	291	T55	14,336.00
2009	75	75			150	CUT	
2010	74	71	78	68	291	T51	15,296.67
2011	68	68	72	70	278	T9	150,428.57
2012	69	72	70	74	285	T46	19,500.00
2014	73	71	74	77	295	T69	13,800.00
2015	68	72	72	73	285	T47	18,016.25
2017	79	69			148	CUT	
Total							\$336,527.49

Pettit, Turk (70.50)

Year	1st	2nd	3rd	4th	Total	Finish	Money
2022	67	72	71	72	282	T31	\$55,012.50
Total							\$55,012.50

Philo, Jr., Ron (82.00)

Year	1st	2nd	3rd	4th	Total	Finish	Money
2007	82	82			164	CUT	
Total							

Piercy, Scott (72.60)

Year	1st	2nd	3rd	4th	Total	Finish	Money
2003	72	75			147	CUT	
2004	74	80			154	CUT	
2009	73	77			150	CUT	
2010	75	71			146	CUT	
2015	76	72			148	CUT	
2021	70	68	73	70	281	T11	\$188,325.00
2022	67	71	73	73	284	T37	41,850.00
2023	73	69			142	CUT	
Total							\$230,175.00

Piller, Martin (74.75)

Year	1st	2nd	3rd	4th	Total	Finish	Money
2016	69	72	72	77	290	T41	\$22,642.16
2018	75	81			156	CUT	
2019	79	73			152	CUT	
Total							\$22,642.16

Individual Player Results

Pinckney, Scott (72.13)

Year	1st	2nd	3rd	4th	Total	Finish	Money
2015	76	68	66	75	285	T47	\$18,016.25
2016	73	72	73	74	292	T61	15,695.00
Total							\$33,711.25

Points, D.A. (72.97)

Year	1st	2nd	3rd	4th	Total	Finish	Money
2005	74	78			152	CUT	
2006	79	74			153	CUT	
2009	74	75			149	CUT	
2010	72	73	77	71	293	T63	\$13,585.00
2011	71	78			149	CUT	
2012	66	68	69	71	274	T2	572,000.00
2013	71	69	71	74	285	T16	97,150.00
2014	72	76			148	CUT	
2015	72	76			148	CUT	
2016	73	74			147	CUT	
2017	73	69	73	68	283	T12	142,500.00
2018	76	71			147	CUT	
2021	77	76			153	CUT	
Total							\$825,235.00

Poston, J.T. (71.33)

Year	1st	2nd	3rd	4th	Total	Finish	Money
2017	71	73	70	71	285	T24	\$59,357.14
2018	78	69			147	CUT	
2019	74	73			147	CUT	
2021	72	70	71	71	284	T26	53,275.91
2022	68	69	74	67	278	T9	218,250.00
2023	73	70			143	CUT	
Total							\$330,883.05

Potter, Jr., Ted (72.15)

Year	1st	2nd	3rd	4th	Total	Finish	Money
2012	74	71			145	CUT	
2013	71	70	75	72	288	T32	\$37,073.33
2014	72	73	74	69	288	T50	16,642.80
2018	72	71	69	71	283	T27	52,360.00
2019	74	72			146	CUT	
2021	71	71	76	75	293	T72	16,038.00
Total							\$122,114.13

Poulter, Ian (72.28)

Year	1st	2nd	3rd	4th	Total	Finish	Money
2005	72	77			149	CUT	
2007	78	70			148	CUT	
2008	71	71	74	70	286	T25	\$45,795.56
2009	71	70	70	69	280	T5	212,875.00
2016	70	74	77	71	292	T61	15,695.00
2021	72	74			146	CUT	
Total							\$274,365.56

Power, Seamus (70.77)

Year	1st	2nd	3rd	4th	Total	Finish	Money
2017	68	71	77	73	289	T49	\$18,950.00
2018	74	71	68	70	283	T27	52,360.00
2019	69	68	69	72	278	T13	143,780.00
2021	71	72	75	70	288	T54	18,954.00
2022	70	72			142	CUT	
2023	69	70	67	71	277	T18	285,000.00
Total							\$519,044.00

Presnell, Alistair (76.00)

Year	1st	2nd	3rd	4th	Total	Finish	Money
2013	76	76			152	CUT	
Total							

Price, Aron (72.25)

Year	1st	2nd	3rd	4th	Total	Finish	Money
2009	71	73	78	71	293	T65	\$13,520.00
2010	75	69	73	68	285	T17	91,000.00
Total							\$104,520.00

Price, Nick (71.71)

Year	1st	2nd	3rd	4th	Total	Finish	Money
2003	66	71	74	70	281	T5	\$212,800.00
2004	74	69	70	70	283	T21	54,160.00
2005	73	69	69	77	288	T22	55,700.00
2006	81	71			152	CUT	
Total							\$322,660.00

Pride, Dicky (72.80)

Year	1st	2nd	3rd	4th	Total	Finish	Money
2004	76	74			150	CUT	
2012	69	72	73	72	286	T48	\$16,536.00
2013	71	71	75	75	292	T58	14,874.00
Total							\$31,410.00

Prugh, Alex (72.33)

Year	1st	2nd	3rd	4th	Total	Finish	Money
2010	72	75			147	CUT	
2011	75	68	73	71	287	T59	\$14,300.00
2015	77	75			152	CUT	
2019	73	68	71	70	282	T31	44,804.29
Total							\$59,104.29

Purdy, Ted (72.27)

Year	1st	2nd	3rd	4th	Total	Finish	Money
2004	73	72			145	CUT	
2005	73	70	75	74	292	T50	\$14,360.00
2006	77	66	74	73	290	T35	32,445.00
2007	70	69	74	74	287	T24	46,620.00
2008	72	78			150	CUT	
2009	70	69	72	69	280	T5	212,875.00
2010	76	70			146	CUT	
Total							\$306,300.00

Putnam, Andrew (72.36)

Year	1st	2nd	3rd	4th	Total	Finish	Money
2015	76	73			149	CUT	
2018	74	71	74		219	T82	\$13,475.00
2021	70	72	74	70	286	T43	25,069.50
2022	71	71			142	CUT	
Total							\$38,544.50

Putnam, Michael (72.94)

Year	1st	2nd	3rd	4th	Total	Finish	Money
2007	72	70	76	73	291	T56	\$14,112.00
2008	75	75			150	CUT	
2011	71	73	77		221	T80	11,635.00
2014	73	69	72	77	291	T60	14,904.00
2015	70	73	72	72	287	T58	15,407.00
Total							\$56,058.00

Quigley, Brett (72.04)

Year	1st	2nd	3rd	4th	Total	Finish	Money
2003	73	73			146	CUT	
2004	66	72	74	75	287	T44	\$16,930.66
2005	71	69	77	70	287	T16	87,000.00
2006	74	68	69	74	285	T14	100,800.00
2007	70	74	69	70	283	T10	151,200.00
2008	76	73			149	CUT	

Individual Player Results

2009	71	76			147	CUT	
2010	73	72	73	71	289	T43	21,450.00
Total							\$377,380.66

Quinney, Jeff (75.50)

Year	1st	2nd	3rd	4th	Total	Finish	Money
2007	83	80			163	CUT	
2008	69	73	73	75	290	54	\$14,848.00
2009	73	76			149	CUT	
2010	74	79			153	CUT	
Total							\$14,848.00

Rahm, Jon (71.00)

Year	1st	2nd	3rd	4th	Total	Finish	Money
2017	69	71	69	71	280	4	\$360,000.00
2021	76	70			146	CUT	
Total							\$360,000.00

Rai, Aaron (70.75)

Year	1st	2nd	3rd	4th	Total	Finish	Money
2022	65	76			141	CUT	
2023	72	70			142	CUT	
Total							

Ramey, Chad (70.13)

Year	1st	2nd	3rd	4th	Total	Finish	Money
2022	69	66	73	72	280	T21	\$98,100.00
2023	69	71	70	71	281	T35	99,600.00
Total							\$197,700.00

Randolph, Jonathan (71.17)

Year	1st	2nd	3rd	4th	Total	Finish	Money
2015	70	71	71	70	282	T20	\$71,621.25
2017	69	73	73	67	282	T8	210,000.00
2018	74	69	72	75	290	T70	15,323.00
Total							\$296,944.25

Reavie, Chez (71.93)

Year	1st	2nd	3rd	4th	Total	Finish	Money
2008	72	78			150	CUT	
2009	72	73			145	CUT	
2010	73	73			146	CUT	
2011	69	73	73	69	284	T45	\$20,150.00
2012	71	75			146	CUT	
2013	73	74			147	CUT	
2017	72	71	70	75	288	T42	24,792.85
2019	70	71	70	68	279	T18	99,540.00
2021	71	79			150	CUT	
2022	69	71	72	67	279	T15	141,750.00
2023	73	71			144	CUT	
Total							\$286,232.85

Redman, Doc (71.90)

Year	1st	2nd	3rd	4th	Total	Finish	Money
2019	70	70	67	72	279	T18	\$99,540.00
2021	72	74			146	CUT	
2022	74	74			148	CUT	
2023	75	71			146	CUT	
Total							\$99,540.00

Reed, Patrick (71.00)

Year	1st	2nd	3rd	4th	Total	Finish	Money
2012	66	74	69	74	283	T32	\$34,450.00
2013	70	74	73	71	288	T32	37,073.33
2015	66	74	72	75	287	T58	15,407.00

2016	73	71	73	71	288	T28	47,502.14
2017	70	71	67	75	283	T12	142,500.00
2018	71	71	67	69	278	8	238,700.00
2019	67	69	71	74	281	T28	56,090.00
2021	71	69	69	70	279	T6	273,375.00
2022	68	79			147	CUT	
Total							\$845,097.47

Reeves, Seth (74.75)

Year	1st	2nd	3rd	4th	Total	Finish	Money
2019	76	76			152	CUT	
2022	69	78			147	CUT	
Total							

Reifers, Kyle (73.24)

Year	1st	2nd	3rd	4th	Total	Finish	Money
2007	80	70			150	CUT	
2008	74				74	W/D	
2012	70	72	69	79	290	T69	\$13,000.00
2015	76	77			153	CUT	
2016	72	72	73	73	290	T41	22,642.17
2017	72	70	73	73	288	T42	24,792.86
Total							\$60,435.03

Renner, Jim (73.56)

Year	1st	2nd	3rd	4th	Total	Finish	Money
2011	80	70			150	CUT	
2014	71	74	74	76	295	T69	\$13,800.00
2015	72	71	74		217	T74	13,561.00
Total							\$27,361.00

Ridings, Tag (72.67)

Year	1st	2nd	3rd	4th	Total	Finish	Money
2005	70	74	73	75	292	T50	\$14,360.00
2006	77	73			150	CUT	
2008	72	77			149	CUT	
2011	71	69	73	69	282	T28	44,200.00
2013	75	72			147	CUT	
2017	70	72	77	69	288	T42	24,792.86
Total							\$83,352.86

Riegger, John (71.50)

Year	1st	2nd	3rd	4th	Total	Finish	Money
2004	74	70	73	69	286	T35	\$25,293.34
Total							\$25,293.34

Riley, Chris (75.83)

Year	1st	2nd	3rd	4th	Total	Finish	Money
2003	76	79			155	CUT	
2006	75	77			152	CUT	
2010	77	71			148	CUT	
Total							

Ring, Willis (79.00)

Year	1st	2nd	3rd	4th	Total	Finish	Money
2010	78	80			158	CUT	
Total							

Roach, Wes (72.13)

Year	1st	2nd	3rd	4th	Total	Finish	Money
2014	71	71	69	73	284	T23	\$58,157.14
2019	70	71	74	78	293	T70	15,721.00
Total							\$73,878.14

Individual Player Results

Roberts, Loren (73.75)

Year	1st	2nd	3rd	4th	Total	Finish	Money
2003	73	73			146	CUT	
2005	80	69			149	CUT	
Total							

Rocha, Alexandre (73.25)

Year	1st	2nd	3rd	4th	Total	Finish	Money
2012	68	75	73	77	293	73	\$12,610.00
Total							\$12,610.00

Rodgers, Patrick (71.31)

Year	1st	2nd	3rd	4th	Total	Finish	Money
2015	68	68	70	68	274	T2	\$624,800.00
2016	72	75			147	CUT	
2017	75	76			151	CUT	
2018	71	73	72	68	284	T34	37,248.75
2021	68	68	79	70	285	T37	36,045.00
Total							\$698,093.75

Rodríguez, José de Jesús (74.50)

Year	1st	2nd	3rd	4th	Total	Finish	Money
2019	75	74			149	CUT	
Total							

Rollins, John (72.46)

Year	1st	2nd	3rd	4th	Total	Finish	Money
2003	74	75			149	CUT	
2004	77	69			146	CUT	
2005	71	74	69	74	288	T22	\$55,700.00
2006	79	70			149	CUT	
2007	70	76	73	72	291	T56	14,112.00
2009	70	74	76	71	291	T62	13,910.00
2011	73	68	74	68	283	T33	30,170.84
2013	69	74	72	71	286	T22	64,320.00
2014	73	73			146	CUT	
Total							\$178,212.84

Romero, Andres (72.27)

Year	1st	2nd	3rd	4th	Total	Finish	Money
2008	72	71	72	73	288	T40	\$22,428.45
2009	73	72			145	CUT	
2010	68	76	74	71	289	T43	21,450.00
2011	71	67	67	74	279	T16	97,500.00
2012	70	71	73	74	288	T57	14,235.00
2013	74	75			149	CUT	
2014	78	72			150	CUT	
2015	70	73	73	75	291	71	14,058.00
Total							\$169,671.45

Rose, Justin (71.25)

Year	1st	2nd	3rd	4th	Total	Finish	Money
2005	71	74	77	69	291	T44	\$18,140.00
2006	70	74	68	80	292	T47	16,657.20
2008	76	73			149	CUT	
2009	74	76			150	CUT	
2011	71	73	69	69	282	T28	44,200.00
2014	69	67	71	71	278	5	276,000.00
2016	70	70	69	71	280	3	496,400.00
2019	70	67	68	68	273	3	537,200.00
Total							\$1,388,597.20

Ruffels, Ryan (75.00)

Year	1st	2nd	3rd	4th	Total	Finish	Money
2018	78	72			150	CUT	
Total							

Rumford, Brett (76.50)

Year	1st	2nd	3rd	4th	Total	Finish	Money
2008	76	77			153	CUT	
Total							

Ryder, Sam (74.67)

Year	1st	2nd	3rd	4th	Total	Finish	Money
2018	71	75			146	CUT	
2021	74	78			152	CUT	
2023	77	73			150	CUT	
Total							

Sabbatini, Rory (72.23)

Year	1st	2nd	3rd	4th	Total	Finish	Money
2003	73	71	75	70	289	T40	\$18,663.28
2004	66	74	74	74	288	T50	13,402.66
2005	72	83			155	CUT	
2006	68	73	73	79	293	T52	14,773.50
2007	70	71	64	74	279	T3	365,400.00
2008	70	72	77	74	293	T67	13,120.00
2009	74	74			148	CUT	
2010	72	78			150	CUT	
2011	72	71	66	65	274	3	442,000.00
2012	70	78			148	CUT	
2013	70	77			147	CUT	
2014	74	68	71	67	280	T8	200,100.00
2015	76	72			148	CUT	
2017	78				78	W/D	
2018	71	71	73	68	283	T27	52,360.00
2019	76	66	67	70	279	T18	99,540.00
2021	72	78			150	CUT	
2022	67	69	77	72	285	T41	33,750.00
2023	70	80			150	CUT	
Total							\$1,253,109.44

Sainz Jr, Carlos (71.75)

Year	1st	2nd	3rd	4th	Total	Finish	Money
2015	74	69	72	72	287	T58	\$15,407.00
Total							\$15,407.00

Sanders, Curt (76.75)

Year	1st	2nd	3rd	4th	Total	Finish	Money
2008	76	82			158	CUT	
2009	76	73			149	CUT	
Total							

Sauers, Gene (72.83)

Year	1st	2nd	3rd	4th	Total	Finish	Money
2003	76	76			152	CUT	
2004	70	72	71	72	285	T32	\$33,133.34
Total							\$33,133.34

Saunders, Sam (71.94)

Year	1st	2nd	3rd	4th	Total	Finish	Money
2011	77	70			147	CUT	
2015	75	68	70	72	285	T47	\$18,016.25
2016	74	73			147	CUT	
2017	70	76			146	CUT	
2018	70	69	68	72	279	T9	200,200.00
2019	75	72			147	CUT	
Total							\$218,216.25

Individual Player Results

Schauffele, Xander (70.44)

Year	1st	2nd	3rd	4th	Total	Finish	Money
2017	71	70	76	68	285	T24	\$59,357.15
2018	74	71	71	75	291	T72	15,015.00
2021	72	71	68	71	282	T14	143,775.00
2023	66	69	64	70	269	2	2,180,000.00
Total							\$2,398,147.15

Schenk, Adam (71.14)

Year	1st	2nd	3rd	4th	Total	Finish	Money
2018	77	75			152	CUT	
2019	67	74	67	70	278	T13	\$143,780.00
2021	74	72			146	CUT	
2022	69	68	73	68	278	T9	218,250.00
2023	74	68			142	CUT	
Total							\$362,030.00

Schneider, Cory (80.50)

Year	1st	2nd	3rd	4th	Total	Finish	Money
2021	81	80			161	CUT	
Total							

Schnell, Brady (73.00)

Year	1st	2nd	3rd	4th	Total	Finish	Money
2019	74	72			146	CUT	
Total							

Schniederjans, Ollie (71.10)

Year	1st	2nd	3rd	4th	Total	Finish	Money
2016	72	74			146	CUT	
2018	68	73	73	70	284	T34	\$37,248.75
2019	74	69	68	70	281	T28	56,090.00
Total							\$93,338.75

Schwab, Matthias (73.50)

Year	1st	2nd	3rd	4th	Total	Finish	Money
2022	70	72			142	CUT	
2023	76	76			152	CUT	
Total							

Schwartzel, Charl (71.00)

Year	1st	2nd	3rd	4th	Total	Finish	Money
2015	77	73			150	CUT	
2018	70	67	70	72	279	T9	\$200,200.00
2021	71	71	70	70	282	T14	143,775.00
2022	70	71			141	CUT	
Total							\$343,975.00

Scott, Adam (71.54)

Year	1st	2nd	3rd	4th	Total	Finish	Money
2005	76	69	69	73	287	T16	\$87,000.00
2006	71	72	66	71	280	3	428,400.00
2007	73	69	73	72	287	T24	46,620.00
2008	72	73	66	71	282	T8	179,200.00
2009	77	75			152	CUT	
2010	78	73			151	CUT	
2015	71	74			145	CUT	
2016	73	70	72	71	286	T17	95,525.71
2017	71	74	72	70	287	T36	34,562.50
2018	75	70	72		217	T76	14,168.00
2023	67	68	67	71	273	T5	772,500.00
Total							\$1,657,976.21

Scott, Steve (76.00)

Year	1st	2nd	3rd	4th	Total	Finish	Money
2019	75	77			152	CUT	
Total							

Seiffert, Chase (72.00)

Year	1st	2nd	3rd	4th	Total	Finish	Money
2021	71	75			146	CUT	
2022	67	73	74	72	286	T46	\$26,670.00
Total							\$26,670.00

Senden, John (71.48)

Year	1st	2nd	3rd	4th	Total	Finish	Money
2003	69	74	73	73	289	T40	\$18,663.27
2004	69	73	71	72	285	T32	33,133.33
2005	72	77			149	CUT	
2006	71	73	69	74	287	T22	63,000.00
2007	72	70	69	72	283	T10	151,200.00
2008	72	71	71	72	286	T25	45,795.55
2009	71	72	73	69	285	T32	35,966.67
2010	74	72			146	CUT	
2011	74	64	72	73	283	T33	30,170.83
2012	66	68	72	74	280	T15	100,750.00
2013	70	73	67	76	286	T22	64,320.00
2016	68	72	73	73	286	T17	95,525.71
2019	68	73	69	76	286	T54	17,933.00
Total							\$656,458.36

Sheehan, Patrick (72.88)

Year	1st	2nd	3rd	4th	Total	Finish	Money
2003	72	71	77	70	290	T51	\$13,104.00
2005	68	75	70	77	290	T33	28,472.72
2006	77	73			150	CUT	
2008	74	71	73	74	292	T62	13,568.00
2012	72	72			144	CUT	
Total							\$55,144.72

Shelton, Robby (72.50)

Year	1st	2nd	3rd	4th	Total	Finish	Money
2017	73	72	70	75	290	T52	\$17,314.28
2021	74	73			147	CUT	
2023	71	72			143	CUT	
Total							\$17,314.28

Short, Matthew (73.25)

Year	1st	2nd	3rd	4th	Total	Finish	Money
2019	76	67	74	76	293	T70	\$15,721.00
Total							\$15,721.00

Short, Jr., Wes (75.50)

Year	1st	2nd	3rd	4th	Total	Finish	Money
2006	77	69	77	81	304	T73	\$12,222.00
2013	74	75			149	CUT	
Total							\$12,222.00

Sigg, Greyson (73.00)

Year	1st	2nd	3rd	4th	Total	Finish	Money
2022	71	76			147	CUT	
2023	74	71			145	CUT	
Total							

Silverman, Ben (72.75)

Year	1st	2nd	3rd	4th	Total	Finish	Money
2018	74	72			146	CUT	
2019	71	74			145	CUT	
Total							

Individual Player Results

Simpson, Webb (71.17)

Year	1st	2nd	3rd	4th	Total	Finish	Money
2009	74	75			149	CUT	
2010	74	73			147	CUT	
2011	70	67	74	69	280	T21	\$72,800.00
2012	65	68	69	73	275	4	312,000.00
2013	70	74	71	73	288	T32	37,073.33
2014	68	73	70	75	286	T38	28,980.00
2015	67	67	68	72	274	T2	624,800.00
2016	75	74			149	CUT	
2017	73	75			148	CUT	
2018	72	70	71	69	282	T21	77,000.00
2019	69	73	69	68	279	T18	99,540.00
2022	69	76			145	CUT	
2023	71	67	77	72	287	T64	43,000.00
Total							\$1,295,193.33

Sindelar, Joey (71.17)

Year	1st	2nd	3rd	4th	Total	Finish	Money
2003	76	70			146	CUT	
2004	69	69	70	69	277	1	\$1,008,000.00
2005	68	71	73	78	290	T33	28,472.72
2006	71	74	68	69	282	T6	203,962.50
2007	69	72	70	75	286	T22	68,040.00
Total							\$1,308,475.22

Singh, Jeev Milkha (76.00)

Year	1st	2nd	3rd	4th	Total	Finish	Money
2009	76	76			152	CUT	
Total							

Singh, Vijay (71.73)

Year	1st	2nd	3rd	4th	Total	Finish	Money
2003	73	72	67	68	280	T2	\$418,133.34
2004	68	70	71	72	281	T10	128,800.00
2005	70	69	71	66	276	1	1,080,000.00
2006	71	68	71	81	291	T38	24,570.00
2007	67	71	69	74	281	T7	196,350.00
2008	70	70	70	74	284	T17	89,600.00
2009	76	74			150	CUT	
2010	77	72			149	CUT	
2011	68	68	73	69	278	T9	150,428.57
2012	68	77			145	CUT	
2014	69	72	71	73	285	T30	40,106.25
2015	74	73			147	CUT	
2016	73	72	77	74	296	T77	13,505.00
2017	73	78			151	CUT	
2018	74	75			149	CUT	
Total							\$2,141,493.16

Skinns, David (72.50)

Year	1st	2nd	3rd	4th	Total	Finish	Money
2022	70	75			145	CUT	
Total							

Sloan, Roger (72.90)

Year	1st	2nd	3rd	4th	Total	Finish	Money
2015	72	75			147	CUT	
2019	74	71			145	CUT	
2021	76	64	72	77	289	T58	\$18,063.00
2022	69	79			148	CUT	
Total							\$18,063.00

Slocum, Heath (71.95)

Year	1st	2nd	3rd	4th	Total	Finish	Money
2003	73	75			148	CUT	
2004	67	75	67	72	281	T10	\$128,800.00

2005	73	75	74	71	293	T56	13,260.00
2007	68	77	71	71	287	T24	46,620.00
2008	71	68	68	73	280	T5	243,200.00
2009	76	70			146	CUT	
2010	69	74	70	74	287	T29	38,711.11
2011	73	70	74		217	T72	12,545.00
2012	69	67	75	72	283	T32	34,450.00
2014	77	68	74	72	291	T60	14,904.00
2015	72	77			149	CUT	
Total							\$532,490.11

Sluman, Jeff (72.44)

Year	1st	2nd	3rd	4th	Total	Finish	Money
2004	70	73	70	74	287	T44	\$16,930.66
2005	71	70	75	71	287	T16	87,000.00
2006	74	72	72	74	292	T47	16,657.20
2007	71	76	73	73	293	T67	12,915.00
Total							\$133,502.86

Smalley, Alex (70.33)

Year	1st	2nd	3rd	4th	Total	Finish	Money
2022	70	75			145	CUT	
2023	73	65	68	71	277	T18	\$285,000.00
Total							285,000.00

Smith, Byron (73.00)

Year	1st	2nd	3rd	4th	Total	Finish	Money
2015	74	72			146	CUT	
Total							

Smith, Cameron (74.00)

Year	1st	2nd	3rd	4th	Total	Finish	Money
2016	73	75			148	CUT	
Total							

Smith, Chris (74.38)

Year	1st	2nd	3rd	4th	Total	Finish	Money
2003	70	72	77	74	293	T62	\$11,984.00
2004	73	73			146	CUT	
2005	76	80			156	CUT	
Total							\$11,984.00

Smith, Jerry (77.50)

Year	1st	2nd	3rd	4th	Total	Finish	Money
2006	80	75			155	CUT	
Total							

Smith, Nate (72.83)

Year	1st	2nd	3rd	4th	Total	Finish	Money
2011	74	72			146	CUT	
2013	67	74	77	73	291	T50	\$15,828.75
Total							\$15,828.75

Smotherman, Austin (71.33)

Year	1st	2nd	3rd	4th	Total	Finish	Money
2022	68	71	73	69	281	T25	\$69,150.00
2023	76	71			147	CUT	
Total							\$69,150.00

Snedeker, Brandt (73.80)

Year	1st	2nd	3rd	4th	Total	Finish	Money
2007	75	74			149	CUT	
2008	73	69	76	73	291	T55	\$14,336.00
2010	70	75	76	77	298	T76	12,155.00
Total							\$26,491.00

Individual Player Results

Snyder III, Joey (74.25)

Year	1st	2nd	3rd	4th	Total	Finish	Money
2005	74	75			149	CUT	
2013	76	72			148	CUT	
Total							

Spaun, J.J. (70.38)

Year	1st	2nd	3rd	4th	Total	Finish	Money
2021	69	75	69	70	283	T18	\$96,390.00
2023	68	67	72	73	280	T27	134,125.00
Total							\$230,515.00

Spieth, Jordan (72.83)

Year	1st	2nd	3rd	4th	Total	Finish	Money
2013	69	71	75	73	288	T32	\$37,073.34
2023	72	77			149	CUT	
Total							\$37,073.34

Stadler, Kevin (73.37)

Year	1st	2nd	3rd	4th	Total	Finish	Money
2005	76	77			153	CUT	
2007	79	70			149	CUT	
2008	75	70	71	70	286	T25	\$45,795.56
2010	72	75			147	CUT	
2011	80	76			156	CUT	
2012	68	74	70	70	282	T26	47,125.00
2013	73	71	77		221	T73	12,596.00
Total							\$105,516.56

Stallings, Scott (73.48)

Year	1st	2nd	3rd	4th	Total	Finish	Money
2011	70	74	73		217	T72	\$12,545.00
2012	77	74			151	CUT	
2013	77	73			150	CUT	
2014	76	73			149	CUT	
2015	73	73			146	CUT	
2016	71	74	74	72	291	T53	16,589.25
2017	73	74			147	CUT	
2018	79	73			152	CUT	
2019	76	72			148	CUT	
2021	69	69	70	78	286	T43	25,069.50
Total							\$54,203.75

Stamey, Nathan (74.50)

Year	1st	2nd	3rd	4th	Total	Finish	Money
2019	77	72			149	CUT	
Total							

Stankowski, Paul (74.80)

Year	1st	2nd	3rd	4th	Total	Finish	Money
2003	78	74			152	CUT	
2004	74	76			150	CUT	
2007	78	80			158	CUT	
2011	75	69	70	74	288	T62	\$13,975.00
Total							\$13,975.00

Stanley, Kyle (71.11)

Year	1st	2nd	3rd	4th	Total	Finish	Money
2011	72	71	69	72	284	T45	\$20,150.00
2012	70	75			145	CUT	
2013	74	68	73	68	283	T6	216,912.50
2014	74	71	75	71	291	T60	14,904.00
2016	73	74			147	CUT	
2018	67	72	71	70	280	T13	148,866.67

2019	69	69	71	68	277	T8	213,300.00
2021	67	74	68	75	284	T26	53,275.90
Total							\$667,409.07

Stauffer, Kent (77.50)

Year	1st	2nd	3rd	4th	Total	Finish	Money
2003	77	78			155	CUT	
Total							

Steele, Brendan (71.62)

Year	1st	2nd	3rd	4th	Total	Finish	Money
2011	77	66	72	71	286	T55	\$14,755.00
2012	71	72	71	72	286	T48	16,536.00
2013	75	74			149	CUT	
2014	72	72	69	72	285	T30	40,106.25
2015	69	69	68	72	278	T9	184,600.00
2016	71	70	72	72	285	T14	131,400.00
2019	72	70	75	69	286	T54	17,933.00
2021	72	72	70	78	292	T70	16,524.00
2022	68	70	78	72	288	T51	21,762.00
Total							\$443,616.25

Stefani, Shawn (71.46)

Year	1st	2nd	3rd	4th	Total	Finish	Money
2013	69	73	72	73	287	T27	\$47,570.00
2014	69	68	75	75	287	T44	20,861.00
2015	69	70	70	69	278	T9	184,600.00
2016	78	73			151	CUT	
2017	69	72	77	74	292	T63	15,900.00
2018	71	69	73	72	285	T42	22,389.23
2019	76	65	70	67	278	T13	143,780.00
Total							\$435,100.23

Stegmaier, Brett (74.33)

Year	1st	2nd	3rd	4th	Total	Finish	Money
2016	72	72	73	78	295	T71	\$14,089.00
2017	74	77			151	CUT	
Total							\$14,089.00

Stenson, Henrik (72.80)

Year	1st	2nd	3rd	4th	Total	Finish	Money
2007	72	74	72	76	294	T69	\$12,411.00
2011	75	76			151	CUT	
2012	74	70			144	CUT	
2013	76	76			152	CUT	
2015	72	71	73	71	287	T58	15,407.00
2016	72	75			147	CUT	
2019	74	67	70	70	281	T28	56,090.00
Total							\$83,908.00

Sterling, Scott (78.50)

Year	1st	2nd	3rd	4th	Total	Finish	Money
2008	77	80			157	CUT	
Total							

Stevens, Samuel (71.00)

Year	1st	2nd	3rd	4th	Total	Finish	Money
2023	70	70	72	72	284	T47	\$51,222.22
Total							\$51,222.22

Stiles, Darron (74.75)

Year	1st	2nd	3rd	4th	Total	Finish	Money
2003	77	73			150	CUT	
2013	77	72			149	CUT	
Total							

Individual Player Results

Straka, Sepp (72.10)

Year	1st	2nd	3rd	4th	Total	Finish	Money
2019	74	72			146	CUT	
2021	69	74	70	75	288	T54	\$18,954.00
2022	70	71			141	CUT	
2023	72	74			146	CUT	
Total							\$18,954.00

Strange, Curtis (75.00)

Year	1st	2nd	3rd	4th	Total	Finish	Money
2003	76	74			150	CUT	
Total							

Streb, Robert (71.43)

Year	1st	2nd	3rd	4th	Total	Finish	Money
2013	75	74			149	CUT	
2014	71	69	71	73	284	T23	\$58,157.14
2015	65	69	71	71	276	T4	293,466.66
2016	75	70	73	70	288	T28	47,502.15
2017	72	71	72	70	285	T24	59,357.15
2018	73	72	69	71	285	T42	22,389.23
2019	76	70			146	CUT	
2021	71	74			145	CUT	
2023	72	70			142	CUT	
Total							\$480,872.33

Streelman, Kevin (71.97)

Year	1st	2nd	3rd	4th	Total	Finish	Money
2008	78	73			151	CUT	
2009	70	80			150	CUT	
2010	74	75			149	CUT	
2013	68	72	71	72	283	T6	\$216,912.50
2014	72	69	71	70	282	T14	120,750.00
2015	69	71	70	68	278	T9	184,600.00
2016	71	75			146	CUT	
2017	78	77			155	CUT	
2018	79	71			150	CUT	
2019	71	69	70	74	284	T45	23,131.20
2021	69	72	71	72	284	T26	53,275.91
2022	74	72			146	CUT	
2023	66	71	70	70	277	T18	285,000.00
Total							\$883,669.61

Stricker, Steve (71.88)

Year	1st	2nd	3rd	4th	Total	Finish	Money
2003	75	75			150	CUT	
2007	72	70	66	69	277	2	\$680,400.00
2008	78	70			148	CUT	
Total							\$680,400.00

Stroud, Chris (72.86)

Year	1st	2nd	3rd	4th	Total	Finish	Money
2008	78	75			153	CUT	
2009	73	69	78	69	289	T53	\$14,906.67
2010	73	71	71	72	287	T29	38,711.11
2011	72	71	69	77	289	T64	13,585.00
2012	73	71			144	CUT	
2013	71	75	76		222	T80	11,926.00
2014	75	72			147	CUT	
2015	74	73			147	CUT	
2016	70	72	75	72	289	T35	35,222.50
2017	74	72			146	CUT	
2018	73	72	71	73	289	T67	15,708.00
2019	73	75			148	CUT	
Total							\$130,059.28

Stuard, Brian (72.91)

Year	1st	2nd	3rd	4th	Total	Finish	Money
2010	69	76	71	76	292	T57	\$14,365.00
2013	78	75			153	CUT	
2014	72	74			146	CUT	
2015	70	70	73	71	284	T38	27,690.00
2016	73	76			149	CUT	
2018	78	71			149	CUT	
2021	68	73	76	68	285	T37	36,045.00
2022	72	74			146	CUT	
Total							\$78,100.00

Sucher, Zack (72.33)

Year	1st	2nd	3rd	4th	Total	Finish	Money
2017	76	73			149	CUT	
2019	72	71	73	69	285	T50	\$19,236.50
Total							\$19,236.50

Suh, Justin (73.50)

Year	1st	2nd	3rd	4th	Total	Finish	Money
2021	71	84			155	CUT	
2023	72	69	73	72	286	T59	\$44,600.00
Total							\$44,600.00

Sullivan, Chip (74.00)

Year	1st	2nd	3rd	4th	Total	Finish	Money
2008	77	71			148	CUT	
Total							

Summerhays, Daniel (73.17)

Year	1st	2nd	3rd	4th	Total	Finish	Money
2011	78	78			156	CUT	
2012	71	77			148	CUT	
2013	67	73	75	75	290	T43	\$20,904.00
2014	70	72	72	75	289	T55	15,801.00
2015	74	75			149	CUT	
2016	69	75	71	70	285	T14	131,400.00
Total							\$168,105.00

Sutherland, Kevin (72.26)

Year	1st	2nd	3rd	4th	Total	Finish	Money
2003	71	69	74	76	290	T51	\$13,104.00
2004	71	68	71	71	281	T10	128,800.00
2005	72	71	74	73	290	T33	28,472.73
2006	71	71	70	73	285	T14	100,800.00
2007	75	69	71	72	287	T24	46,620.00
2008	74	75			149	CUT	
2009	71	72	75	70	288	T47	16,921.67
2010	72	68	73	80	293	T63	13,585.00
2011	74	71			145	CUT	
2013	73	73	75		221	T73	12,596.00
Total							\$360,899.40

Svensson, Adam (71.13)

Year	1st	2nd	3rd	4th	Total	Finish	Money
2019	73	71			144	CUT	
2022	66	79			145	CUT	
2023	68	67	70	75	280	T27	\$134,125.00
Total							\$134,125.00

Svoboda, Andrew (72.88)

Year	1st	2nd	3rd	4th	Total	Finish	Money
2013	70	78			148	CUT	
2014	72	72	69	74	287	T44	\$20,861.00
2015	72	76			148	CUT	
Total							\$20,861.00

Individual Player Results

Swafford, Hudson (73.20)

Year	1st	2nd	3rd	4th	Total	Finish	Money
2014	77	73			150	CUT	
2017	72	73	74	70	289	T49	\$18,950.00
2018	70	76			146	CUT	
2019	73	74			147	CUT	
Total							\$18,950.00

Tambellini, Roger (74.33)

Year	1st	2nd	3rd	4th	Total	Finish	Money
2004	71	79			150	CUT	
2010	74	71	76	75	296	74	\$12,480.00
Total							\$12,480.00

Tanaka, Hidemichi (74.07)

Year	1st	2nd	3rd	4th	Total	Finish	Money
2003	74	71	72	74	291	T58	\$12,488.00
2004	72	71	77	80	300	72	10,976.00
2005	74	72	77	72	295	T68	12,060.00
2006	76	75			151	CUT	
Total							\$35,524.00

Tarren, Callum (72.00)

Year	1st	2nd	3rd	4th	Total	Finish	Money
2022	65	74	77	73	289	T56	\$20,790.00
2023	70	71	72	74	287	T64	43,000.00
Total							\$63,790.00

Tataurangi, Phil (76.00)

Year	1st	2nd	3rd	4th	Total	Finish	Money
2003	78	77			155	CUT	
2006	73	76			149	CUT	
Total							

Taylor, Ben (72.50)

Year	1st	2nd	3rd	4th	Total	Finish	Money
2023	72	73			145	CUT	
Total							

Taylor, Nick (71.45)

Year	1st	2nd	3rd	4th	Total	Finish	Money
2015	71	75			146	CUT	
2016	73	75			148	CUT	
2017	71	69	71	71	282	T8	\$210,000.00
2018	77	70			147	CUT	
2019	67	75	72	72	286	T54	17,933.00
2021	74	67	74	69	284	T26	53,275.91
2022	67	73	69	70	279	T15	141,750.00
Total							\$422,958.91

Taylor, Vaughn (71.85)

Year	1st	2nd	3rd	4th	Total	Finish	Money
2004	74	73			147	CUT	
2005	74	70	71	67	282	T5	\$228,000.00
2006	70	70	71	71	282	T6	203,962.50
2007	73	75			148	CUT	
2008	69	75	78		222	T80	11,328.00
2009	73	75			148	CUT	
2010	71	75			146	CUT	
2011	74	71			145	CUT	
2012	75	73			148	CUT	
2013	70	72	71	71	284	T10	148,516.67
2016	72	73	73	71	289	T35	35,222.50
2017	71	69	70	73	283	T12	142,500.00
2018	74	68	71	72	285	T42	22,389.23

2019	68	71	68	71	278	T13	143,780.00
2021	72	77			149	CUT	
2022	69	72			141	CUT	
Total							\$935,698.90

Teater, Josh (72.44)

Year	1st	2nd	3rd	4th	Total	Finish	Money
2010	74	74			148	CUT	
2011	69	77			146	CUT	
2012	69	73	71	70	283	T32	\$34,450.00
2013	72	73	71	72	288	T32	37,073.34
2014	72	73	75	70	290	T57	15,456.00
2019	77	72			149	CUT	
Total							\$86,979.34

Thatcher, Roland (74.29)

Year	1st	2nd	3rd	4th	Total	Finish	Money
2008	74	71	78		223	T84	\$10,880.00
2009	76	70			146	CUT	
2010	75	76			151	CUT	
Total							\$10,880.00

Theegala, Sahith (71.25)

Year	1st	2nd	3rd	4th	Total	Finish	Money
2023	67	74	71	73	285	T56	\$46,200.00
Total							\$46,200.00

Thomas, Justin (70.39)

Year	1st	2nd	3rd	4th	Total	Finish	Money
2015	69	73	65	70	277	T7	\$228,975.00
2016	73	75			148	CUT	
2018	73	69	70	70	282	T21	77,000.00
2021	69	73	71	71	284	T26	53,275.91
2023	68	67	70	71	276	T14	355,000.00
Total							\$714,250.91

Thompson, Chris (73.50)

Year	1st	2nd	3rd	4th	Total	Finish	Money
2019	74	73			147	CUT	
Total							

Thompson, Curtis

Year	1st	2nd	3rd	4th	Total	Finish	Money
Total							

Thompson, Davis (71.50)

Year	1st	2nd	3rd	4th	Total	Finish	Money
2023	69	74			143	CUT	
Total							

Thompson, Kyle (74.75)

Year	1st	2nd	3rd	4th	Total	Finish	Money
2008	76	74			150	CUT	
2011	77	74			151	CUT	
2012	71	74			145	CUT	
2018	74	78			152	CUT	
Total							

Thompson, Matt (74.50)

Year	1st	2nd	3rd	4th	Total	Finish	Money
2015	71	78			149	CUT	
Total							

Thompson, Michael (72.56)

Year	1st	2nd	3rd	4th	Total	Finish	Money
2011	73	69	70	77	289	T64	\$13,585.00
2012	71	74			145	CUT	

Individual Player Results

2014	71	69	69	72	281	T11	158,700.00
2015	67	71	73	72	283	T28	43,310.00
2016	78	76			154	CUT	
2017	76	76			152	CUT	
2018	68	73	69	75	285	T42	22,389.23
2019	72	75			147	CUT	
2021	72	74			146	CUT	
2022	71	69	82	73	295	T64	19,440.00
2023	75	70			145	CUT	
Total							\$257,424.23

Thompson, Nicholas (74.57)

Year	1st	2nd	3rd	4th	Total	Finish	Money
2008	75	71			146	CUT	
2009	71	76			147	CUT	
2010	75	81			156	CUT	
2013	75	78			153	CUT	
2014	73	75			148	CUT	
2015	75	72			147	CUT	
2022	77	70			147	CUT	
Total							

Tidland, Chris (72.75)

Year	1st	2nd	3rd	4th	Total	Finish	Money
2010	72	71	73	75	291	T51	\$15,296.66
Total							\$15,296.66

Todd, Brendon (71.60)

Year	1st	2nd	3rd	4th	Total	Finish	Money
2009	70	70	72	76	288	T47	\$16,921.66
2012	79	70			149	CUT	
2014	71	77			148	CUT	
2016	74	73			147	CUT	
2017	72	74			146	CUT	
2019	68	70	73	68	279	T18	99,540.00
2023	71	68	65	71	275	T8	525,000.00
Total							\$641,461.66

Toledo, Esteban (73.75)

Year	1st	2nd	3rd	4th	Total	Finish	Money
2003	75	74			149	CUT	
2004	71	75			146	CUT	
Total							

Tomasulo, Peter (72.60)

Year	1st	2nd	3rd	4th	Total	Finish	Money
2009	74	69	73	74	290	T59	\$14,300.00
2011	73	72			145	CUT	
2013	71	73	72	75	291	T50	15,828.75
Total							\$30,128.75

Toms, David (71.68)

Year	1st	2nd	3rd	4th	Total	Finish	Money
2003	70	69	66	73	278	1	\$1,008,000.00
2004	75	71			146	CUT	
2005	79	74			153	CUT	
2008	67	75	72	70	284	T17	89,600.00
2009	71	71	67	73	282	T18	87,750.00
2010	71	75			146	CUT	
2011	66	72	71	72	281	T24	55,412.50
2012	74	65	70	71	280	T15	100,750.00
2015	72	70	73	77	292	72	13,916.00
2016	72	73	75	75	295	T71	14,089.00
Total							\$1,369,517.50

Tosti, Alejandro (71.00)

Year	1st	2nd	3rd	4th	Total	Finish	Money
2023	75	66	72	71	284	T47	\$51,222.22
Total							

Tracy, Ethan (74.50)

Year	1st	2nd	3rd	4th	Total	Finish	Money
2016	73	76			149	CUT	
Total							

Trahan, D.J. (72.57)

Year	1st	2nd	3rd	4th	Total	Finish	Money
2005	72	67	71	74	284	9	\$174,000.00
2006	72	70	71	72	285	T14	100,800.00
2007	76	74			150	CUT	
2008	71	73	73	72	289	T49	15,795.20
2009	75	76			151	CUT	
2010	73	72	72	77	294	T69	12,870.00
2011	70	73	70	70	283	T33	30,170.84
2021	74	70	77	75	296	76	15,633.00
Total							\$349,269.04

Trainer, Martin (73.40)

Year	1st	2nd	3rd	4th	Total	Finish	Money
2019	73	71			144	CUT	
2021	74	73			147	CUT	
2022	76				76	W/D	
Total							

Tringale, Cameron (72.63)

Year	1st	2nd	3rd	4th	Total	Finish	Money
2010	78	71			149	CUT	
2011	70	72	72	73	287	T59	\$14,300.00
2012	69	74	70	75	288	T57	14,235.00
2013	73	79			152	CUT	
2014	74	68	79	70	291	T60	14,904.00
2016	72	70	73	75	290	T41	22,642.17
2017	74	72			146	CUT	
2018	70	70	70	73	283	T27	52,360.00
2019	71	77			148	CUT	
2021	72	73			145	CUT	
Total							\$118,441.17

Triplett, Kirk (72.27)

Year	1st	2nd	3rd	4th	Total	Finish	Money
2003	69	74	67	71	281	T5	\$212,800.00
2004	64	73	71	74	282	T15	86,800.00
2005	75	76			151	CUT	
2006	76				76	W/D	
2007	74	74			148	CUT	
2009	74	72			146	CUT	
Total							\$299,600.00

Tryon, Ty (75.00)

Year	1st	2nd	3rd	4th	Total	Finish	Money
2003	75	75			150	CUT	
Total							

Turner, Jerod (75.00)

Year	1st	2nd	3rd	4th	Total	Finish	Money
2010	76	74			150	CUT	
Total							

Individual Player Results

Turnesa, Marc (74.25)

Year	1st	2nd	3rd	4th	Total	Finish	Money
2008	78	74			152	CUT	
2011	71	74			145	CUT	
Total							

Tway, Bob (73.75)

Year	1st	2nd	3rd	4th	Total	Finish	Money
2007	72	75	71	77	295	T75	\$11,907.00
Total							\$11,907.00

Tway, Kevin (72.44)

Year	1st	2nd	3rd	4th	Total	Finish	Money
2014	73	72	75	72	292	T65	\$14,352.00
2017	72	70	69	70	281	T5	273,750.00
2018	73	73			146	CUT	
2021	73	71	76	73	293	T72	16,038.00
2022	73	71			144	CUT	
2023	73	75			148	CUT	
Total							\$304,140.00

Uihlein, Peter (70.50)

Year	1st	2nd	3rd	4th	Total	Finish	Money
2018	72	72	62	71	277	T5	\$281,050.00
2019	73	73			146	CUT	
2022	68	73			141	CUT	
Total							\$281,050.00

Uresti, Omar (76.00)

Year	1st	2nd	3rd	4th	Total	Finish	Money
2004	74	77			151	CUT	
2010	81	72			153	CUT	
Total							

Van Aswegen, Tyrone (74.13)

Year	1st	2nd	3rd	4th	Total	Finish	Money
2014	78	74			152	CUT	
2015	78	75			153	CUT	
2016	73	73			146	CUT	
2017	72	73	73	70	288	T42	\$24,792.86
2018	72	73	74		219	T82	13,475.00
2019	79	75			154	CUT	
Total							\$38,267.86

van der Walt, Dawie (71.63)

Year	1st	2nd	3rd	4th	Total	Finish	Money
2016	67	77	69	75	288	T28	\$47,502.14
2022	69	70	76	70	285	T41	33,750.00
Total							\$81,252.14

Van Pelt, Bo (72.05)

Year	1st	2nd	3rd	4th	Total	Finish	Money
2005	72	74	74	78	298	74	\$11,520.00
2006	70	64	73	75	282	T6	203,962.50
2007	77	70	75	70	292	T61	13,419.00
2008	70	78			148	CUT	
2009	69	71	71	73	284	T29	44,200.00
2010	65	76	71	68	280	5	260,000.00
2011	71	67	72	73	283	T33	30,170.83
2012	78				78	W/D	
2013	74	70	68	71	283	T6	216,912.50
2014	77	70			147	CUT	
2015	70	71	72	72	285	T47	18,016.25

2021	72	72	73	73	290	T65	17,172.00
2022	72	76			148	CUT	
Total							\$815,373.08

van Rooyen, Erik (72.75)

Year	1st	2nd	3rd	4th	Total	Finish	Money
2021	73	73			146	CUT	
2023	73	72			145	CUT	
Total							

Varner III, Harold (72.69)

Year	1st	2nd	3rd	4th	Total	Finish	Money
2014	78	72			150	CUT	
2016	72	69	74	72	287	T24	\$62,232.50
2017	74	74			148	CUT	
2018	72	72	68	74	286	T55	17,479.00
2019	77	70			147	CUT	
2021	72	73			145	CUT	
Total							\$79,711.50

Veazey, Vance (77.00)

Year	1st	2nd	3rd	4th	Total	Finish	Money
2010	76	78			154	CUT	
Total							

Vegas, Jhonattan (71.48)

Year	1st	2nd	3rd	4th	Total	Finish	Money
2011	75	72			147	CUT	
2012	72	72			144	CUT	
2014	74	72			146	CUT	
2015	72	72	74		218	T76	\$13,206.00
2016	73	70	74	74	291	T53	16,589.25
2018	70	74	72	69	285	T42	22,389.24
2019	72	67	69	69	277	T8	213,300.00
2021	70	71	73	72	286	T43	25,069.50
2022	68	69	72	70	279	T15	141,750.00
Total							\$432,303.99

Ventura, Kris (73.00)

Year	1st	2nd	3rd	4th	Total	Finish	Money
2021	74	72			146	CUT	
Total							

Verplank, Scott (73.88)

Year	1st	2nd	3rd	4th	Total	Finish	Money
2005	71	69	73	73	286	T11	\$127,200.00
2007	74	80			154	CUT	
2013	76	75			151	CUT	
Total							\$127,200.00

Villegas, Camilo (72.73)

Year	1st	2nd	3rd	4th	Total	Finish	Money
2006	77	73			150	CUT	
2007	69	76	72	72	289	T43	\$18,774.00
2008	69	70	77	75	291	T55	14,336.00
2009	71	67	74	71	283	T22	58,592.86
2010	67	72	73	80	292	T57	14,365.00
2011	75	74			149	CUT	
2012	71	70	69	73	283	T32	34,450.00
2013	74	75			149	CUT	
2014	73	79			152	CUT	
2015	75	70			145	CUT	
2016	74	71	70	73	288	T28	47,502.14
2017	74	75			149	CUT	
2022	69	69	75	76	289	T56	20,790.00
Total							\$208,810.00

Individual Player Results

Vogel, T.J. (71.75)

Year	1st	2nd	3rd	4th	Total	Finish	Money
2018	69	75	71	72	287	T59	\$16,863.00
Total							\$16,863.00

Wagner, Johnson (72.66)

Year	1st	2nd	3rd	4th	Total	Finish	Money
2007	74	75			149	CUT	
2008	73	75			148	CUT	
2009	71	75			146	CUT	
2010	73	70	74	76	293	T63	\$13,585.00
2011	73	71	68	71	283	T33	30,170.83
2012	71	66	74	78	289	T65	13,455.00
2013	75	74			149	CUT	
2014	75	70	73	75	293	68	14,076.00
2015	74	71			145	CUT	
2016	72	72	71	73	288	T28	47,502.14
2017	72	74			146	CUT	
2018	67	71	69	73	280	T13	148,866.66
2019	79	69			148	CUT	
2021	73	68	72	76	289	T58	18,063.00
2022	72	79			151	CUT	
Total							\$285,718.63

Waite, Grant (73.25)

Year	1st	2nd	3rd	4th	Total	Finish	Money
2004	72	71	76	74	293	69	\$11,312.00
Total							\$11,312.00

Waldorf, Duffy (72.50)

Year	1st	2nd	3rd	4th	Total	Finish	Money
2003	69	71	73	70	283	T11	\$111,200.00
2004	72	75			147	CUT	
2005	74	73	78	70	295	T68	12,060.00
Total							\$123,260.00

Walker, Jimmy (72.35)

Year	1st	2nd	3rd	4th	Total	Finish	Money
2005	74	78			152	CUT	
2006	75	73			148	CUT	
2008	74	75			149	CUT	
2010	73	75			148	CUT	
2011	75	69	71	75	290	T68	\$13,130.00
2012	69	73	73	71	286	T48	16,536.00
2013	71	72	73	70	286	T22	64,320.00
2014	74	74			148	CUT	
2019	71	70	72	71	284	T45	23,131.20
2021	72	72	76	73	293	T72	16,038.00
2023	72	68	68	68	276	T14	355,000.00
Total							\$488,155.20

Wallace, Matt (70.88)

Year	1st	2nd	3rd	4th	Total	Finish	Money
2021	69	67	73	70	279	T6	\$273,375.00
2022	67	76			143	CUT	
2023	70	75			145	CUT	
Total							\$273,375.00

Warren, Charles (72.83)

Year	1st	2nd	3rd	4th	Total	Finish	Money
2003	72	72	76	73	293	T62	\$11,984.00
2004	73	79			152	CUT	
2005	78	75			153	CUT	
2006	73	70	70	71	284	T12	138,600.00
2007	70	73	76	73	292	T61	13,419.00
2008	74	71	78		223	T84	10,880.00

2009	69	71	71	71	282	T18	87,750.00
2010	74	74			148	CUT	
2011	72	68	73	72	285	T48	16,157.14
Total							\$278,790.14

Watkins, Aaron (73.75)

Year	1st	2nd	3rd	4th	Total	Finish	Money
2009	75	70			145	CUT	
2013	76	74			150	CUT	
Total							

Watney, Nick (71.43)

Year	1st	2nd	3rd	4th	Total	Finish	Money
2005	76	68	73	69	286	T11	\$127,200.00
2006	72	73	71	70	286	21	75,600.00
2007	72	71	74	70	287	T24	46,620.00
2008	73	69	71	75	288	T40	22,428.44
2009	71	71	69	72	283	T22	58,592.85
2010	70	71	72	73	286	T22	58,592.86
2011	76	75			151	CUT	
2012	68	64	72	74	278	8	201,500.00
2013	67	70	71	76	284	T10	148,516.66
2014	75	73			148	CUT	
2015	73	74			147	CUT	
2017	71	74	70	76	291	T59	16,425.00
2018	72	67	66	69	274	T2	677,600.00
2019	70	72	72	68	282	T31	44,804.29
2022	66	76			142	CUT	
2023	70	74			144	CUT	
Total							\$1,477,880.10

Watson, Bubba (71.52)

Year	1st	2nd	3rd	4th	Total	Finish	Money
2006	75	72			147	CUT	
2007	71	75	69		215	W/D	
2008	72	74			146	CUT	
2009	71	65	72	70	278	T2	\$572,000.00
2010	70	73	69	74	286	T22	58,592.85
2011	72	68	73	72	285	T48	16,157.14
2013	72	76			148	CUT	
2021	70	69	71	73	283	T18	96,390.00
Total							\$743,139.99

Watson, Derek (74.00)

Year	1st	2nd	3rd	4th	Total	Finish	Money
2006	75	73			148	CUT	
Total							

Watts, Brian (75.00)

Year	1st	2nd	3rd	4th	Total	Finish	Money
2003	74	76			150	CUT	
Total							

Weekly, Boo (71.91)

Year	1st	2nd	3rd	4th	Total	Finish	Money
2007	72	75	69	73	289	T43	\$18,774.00
2008	72	70	76	71	289	T49	15,795.20
2009	71	70	72	68	281	T11	129,071.43
2010	74	76			150	CUT	
2011	71	72	71	70	284	T45	20,150.00
2013	68	75	77	72	292	T58	14,874.00
2015	71	70	67	72	280	T16	113,600.00
2016	69	73	75	72	289	T35	35,222.50
2017	72	75			147	CUT	
Total							\$347,487.13

Individual Player Results

Weir, Mike (72.58)

Year	1st	2nd	3rd	4th	Total	Finish	Money
2003	72	70	73	69	284	T18	\$78,400.00
2004	67	72	75	69	283	T21	54,160.00
2005	72	77			149	CUT	
2006	73	71	72	76	292	T47	16,657.20
2007	73	71	70	73	287	T24	46,620.00
2008	77	73			150	CUT	
2012	71	73			144	CUT	
2013	72	73	76		221	T73	12,596.00
2014	72	71	70	77	290	T57	15,456.00
2015	76	74			150	CUT	
						Total	\$223,889.20

Werenski, Richy (72.19)

Year	1st	2nd	3rd	4th	Total	Finish	Money
2017	76	72			148	CUT	
2018	71	76			147	CUT	
2019	70	69	73	71	283	T38	\$32,390.00
2021	70	73	67	75	285	T37	36,045.00
2022	68	80			148	CUT	
2023	73	71			144	CUT	
						Total	\$68,435.00

Westwood, Lee (71.85)

Year	1st	2nd	3rd	4th	Total	Finish	Money
2006	73	78			151	CUT	
2007	72	74	74	72	292	T61	\$13,419.00
2010	73	72	71	72	288	T38	27,950.00
2012	71	72	68	66	277	T5	237,250.00
2013	70	68	72	72	282	T4	294,800.00
2014	71	76			147	CUT	
						Total	\$573,419.00

Wetterich, Brett (75.00)

Year	1st	2nd	3rd	4th	Total	Finish	Money
2005	80	74			154	CUT	
2006	78	69			147	CUT	
2007	75	77			152	CUT	
2008	73	72	77		222	T80	\$11,328.00
						Total	\$11,328.00

Whaley, Vince (71.67)

Year	1st	2nd	3rd	4th	Total	Finish	Money
2021	72	68	71	73	284	T26	\$53,275.91
2022	72	74			146	CUT	
						Total	\$53,275.91

Wheatcroft, Steve (72.50)

Year	1st	2nd	3rd	4th	Total	Finish	Money
2009	70	73	77	69	289	T53	\$14,906.67
2010	75	70	78	70	293	T63	13,585.00
2012	71	74			145	CUT	
2015	74	66	74	70	284	T38	27,690.00
2016	65	74	76	75	290	T41	22,642.17
2017	74	75			149	CUT	
						Total	\$78,823.84

Whittaker, Ron (73.50)

Year	1st	2nd	3rd	4th	Total	Finish	Money
2006	77	70			147	CUT	
						Total	

Wi, Charlie (73.30)

Year	1st	2nd	3rd	4th	Total	Finish	Money
2007	74	68	75	74	291	T56	\$14,112.00
2008	74	74			148	CUT	
2012	74	70			144	CUT	
2014	73	77			150	CUT	
						Total	\$14,112.00

Wilcox, Will (73.14)

Year	1st	2nd	3rd	4th	Total	Finish	Money
2014	71	72	73	74	290	T57	\$15,456.00
2016	75	76			151	CUT	
2017	71				71	W/D	
						Total	\$15,456.00

Wilkinson, Tim (73.22)

Year	1st	2nd	3rd	4th	Total	Finish	Money
2008	75	76			151	CUT	
2010	72	74			146	CUT	
2014	78	71			149	CUT	
2015	74	76			150	CUT	
2016	68	73	70	73	284	T11	\$167,900.00
2017	75	74			149	CUT	
2021	74	68	78	69	289	T58	18,063.00
						Total	\$185,963.00

Willet, Danny (73.00)

Year	1st	2nd	3rd	4th	Total	Finish	Money
2019	75	73			148	CUT	
2023	74	70			144	CUT	
						Total	

Williamson, Jay (73.69)

Year	1st	2nd	3rd	4th	Total	Finish	Money
2003	75	76			151	CUT	
2005	73	75	75	72	295	T68	\$12,060.00
2006	75	71	74	76	296	T63	13,419.00
2008	70	70	77	74	291	T55	14,336.00
2009	75	71			146	CUT	
						Total	\$39,815.00

Williams, Lee (72.83)

Year	1st	2nd	3rd	4th	Total	Finish	Money
2013	73	71	71	75	290	T43	\$20,904.00
2014	73	74			147	CUT	
						Total	\$20,904.00

Willis, Garrett (73.82)

Year	1st	2nd	3rd	4th	Total	Finish	Money
2003	72	72	71	71	286	T24	\$46,480.00
2008	74	71	80		225	87	10,624.00
2010	74	74			148	CUT	
2011	78	75			153	CUT	
						Total	\$57,104.00

Wilson, Dean (72.35)

Year	1st	2nd	3rd	4th	Total	Finish	Money
2003	70	72	70	70	282	T7	\$168,700.00
2004	73	71	74	69	287	T44	16,930.67
2005	73	71	69	77	290	T33	28,472.72
2006	76	72			148	CUT	
2007	72	75	72	72	291	T56	14,112.00
2008	71	69	74	69	283	T12	125,440.00
2009	77	72			149	CUT	
2011	74	77			151	CUT	
						Total	\$353,655.39

Individual Player Results

Wilson, Mark (72.84)

Year	1st	2nd	3rd	4th	Total	Finish	Money
2003	77	74			151	CUT	
2007	76	70	71	75	292	T61	\$13,419.00
2008	74	71	71	77	293	T67	13,120.00
2009	78	74			152	CUT	
2010	73	72	70	67	282	T7	175,964.29
2011	74	76			150	CUT	
2012	77	73			150	CUT	
2014	72	72	66	74	284	T23	58,157.14
2015	71	71	71	71	284	T38	27,690.00
2016	71	75			146	CUT	
2017	70	77			147	CUT	
Total							\$288,350.43

Wise, Aaron (69.42)

Year	1st	2nd	3rd	4th	Total	Finish	Money
2018	68	68	70	68	274	T2	\$677,600.00
2019	69	70	69	71	279	T18	99,540.00
2021	72	71	68	69	280	T9	228,825.00
Total							\$1,005,965.00

Wittenberg, Casey (74.83)

Year	1st	2nd	3rd	4th	Total	Finish	Money
2009	78	76			154	CUT	
2013	73	71	74	77	295	T68	\$13,534.00
Total							\$13,534.00

Wolfe, Jared (71.50)

Year	1st	2nd	3rd	4th	Total	Finish	Money
2022	72	71			143	CUT	
Total							

Wolff, Matthew (70.25)

Year	1st	2nd	3rd	4th	Total	Finish	Money
2022	65	73	70	73	281	T25	\$69,150.00
Total							\$69,150.00

Wood, Willie (74.50)

Year	1st	2nd	3rd	4th	Total	Finish	Money
2011	77	72			149	CUT	
Total							

Woodard, Stephen (77.50)

Year	1st	2nd	3rd	4th	Total	Finish	Money
2005	77	78			155	CUT	
Total							

Woodland, Gary (71.46)

Year	1st	2nd	3rd	4th	Total	Finish	Money
2009	70	74	76	76	296	T3	\$12,610.00
2011	72	71	68	79	290	T68	13,130.00
2013	70	73	74	76	293	T61	14,405.00
2014	71	72	68	72	283	T18	89,976.00
2015	70	71	68	67	276	T4	293,466.67
2016	72	72	71	72	287	T24	62,232.50
2018	73	74			147	CUT	
2019	73	70	74		217	W/D	
2021	67	69	70	71	277	5	332,100.00
2022	70	75			145	CUT	
2023	69	69	67	71	276	T14	355,000.00
Total							\$1,172,920.17

Woods, Tiger (70.88)

Year	1st	2nd	3rd	4th	Total	Finish	Money
2004	69	66	75	68	278	T3	\$324,800.00
2005	70	72	73	71	286	T11	127,200.00
2007	70	68	68	69	275	1	1,134,000.00
2009	65	72	70	72	279	4	312,000.00
2010	74	79			153	CUT	
2012	71	73			144	CUT	
2018	71	73	68	74	286	T55	17,479.00
Total							\$1,915,479.00

Wright, Chase (70.75)

Year	1st	2nd	3rd	4th	Total	Finish	Money
2019	71	72	69	71	283	T38	\$32,390.00
Total							\$32,390.00

Wu, Brandon (71.50)

Year	1st	2nd	3rd	4th	Total	Finish	Money
2022	70	73			143	CUT	
Total							

Wu, Dylan (71.38)

Year	1st	2nd	3rd	4th	Total	Finish	Money
2022	66	73	76	78	293	T62	\$19,800.00
2023	72	65	69	72	278	T21	235,000.00
Total							\$254,800.00

Wyatt, Bobby (76.50)

Year	1st	2nd	3rd	4th	Total	Finish	Money
2016	70	80			150	CUT	
2017	74	82			156	CUT	
Total							

Xiong, Norman (72.50)

Year	1st	2nd	3rd	4th	Total	Finish	Money
2022	75	70			145	CUT	
Total							

Yang, Y.E. (71.42)

Year	1st	2nd	3rd	4th	Total	Finish	Money
2008	73	69	76	74	292	T62	\$13,568.00
2009	72	71	66	72	281	T11	129,071.43
2014	73	72	71	68	284	T23	58,157.15
Total							\$200,796.58

Young, Cameron (70.00)

Year	1st	2nd	3rd	4th	Total	Finish	Money
2022	68	71	69	66	274	T2	\$681,000.00
2023	71	70	72	73	286	T59	44,600.00
Total							\$725,600.00

Young, Carson (71.00)

Year	1st	2nd	3rd	4th	Total	Finish	Money
2023	73	69			142	CUT	
Total							

Zalatoris, Will (73.00)

Year	1st	2nd	3rd	4th	Total	Finish	Money
2021	71	75			146	CUT	
Total							

Zhang, Xinjun (72.50)

Year	1st	2nd	3rd	4th	Total	Finish	Money
2018	71	69	74	76	290	T70	\$15,323.00
2021	71	74			145	CUT	
Total							\$15,323.00

Course Statistics 2023

2023 COURSE STATISTICS

Hole	Rank	Par	Average Score	Average O/U Par	Eagles	Birdies	Pars	Bogey	Double Bogey	Triple Bogey+
1	3	4	4.236	.236	0	30	290	113	11	0
2	10	4	4.101	.101	0	56	295	85	8	0
3	9	4	4.119	.119	0	64	272	99	9	0
4	13	3	3.023	.023	0	65	306	71	2	0
5	12	4	4.061	.061	0	60	301	79	4	0
6	6	3	3.131	.131	0	45	300	95	4	0
7	17	5	4.626	.374-	24	188	184	33	11	4
8	14	4	3.748	.252-	1	158	241	40	4	0
9	8	4	4.126	.126	0	54	289	93	7	1
OUT		35	35.171		25	720	2478	708	60	5
10	16	5	4.687	.313-	6	159	247	32	0	0
11	4	4	4.180	.180	0	34	305	96	9	0
12	7	4	4.128	.128	0	43	308	87	5	1
13	11	3	3.068	.068	0	53	310	79	2	0
14	15	4	3.716	.284-	4	173	218	43	6	0
15	18	5	4.532	.468-	7	228	179	26	4	0
16	2	4	4.266	.266	0	27	289	113	13	2
17	5	3	3.149	.149	1	57	295	63	24	4
18	1	4	4.333	.333	0	34	262	119	25	4
IN		36	36.059		18	808	2413	658	88	11
Totals		71	71.230		43	1528	4891	1366	148	16

SCORING SUMMARY

	Round 1	Round 2	Round 3	Round 4	Total
Rounds below 70	35	48	27	12	122
Rounds below par	57	70	36	21	184
Rounds par & below	78	92	47	36	253
Rounds at even par	21	22	11	15	69
Rounds over par	76	62	21	32	191
Rounds 80 & over	2	1	0	0	3

Round-By-Round Results

Round-by-round leaders in the Wells Fargo Championship, with final position in parentheses.

Year	18 Holes	36 Holes	54 Holes	Winner
2003	66 Nick Price (T5)	137 Nick Price (T5)	205 David Toms (1)	David Toms
2004	64 Kirk Triplett (T15)	135 Tiger Woods (T3)	205 Arron Oberholser (2)	Joey Sindelar
2005	66 Sergio Garcia (T2)	137 Sergio Garcia (T2)	204 Sergio Garcia (T2)	Vijay Singh
2006	68 Jim Furyk (1) Bill Haas (T4) Trevor Immelman (2) Rory Sabbatini (T52)	134 Bo Van Pelt (T6)	205 Jim Furyk (1)	Jim Furyk
2007	66 Pdraig Harrington (T43)	138 Tiger Woods (1) Vijay Singh (T7) Arron Oberholser (T7)	205 Rory Sabbatini (T3)	Tiger Woods
2008	67 David Toms (T17)	135 Jason Bohn (3)	205 Anthony Kim (1)	Anthony Kim
2009	65 Tiger Woods (4)	136 Bubba Watson (T2) Retief Goosen (T11)	205 Zach Johnson (T11)	Sean O'Hair
2010	65 Bo Van Pelt (5)	136 Billy Mayfair (T14)	207 Billy Mayfair (T14)	Rory McIlroy
2011	64 Bill Haas (4)	132 Pat Perez (T6)	201 Jonathan Byrd (2)	Lucas Glover
2012	65 Ryan Moore (T5) Stewart Cink (T15) Webb Simpson (4)	132 Nick Watney (8)	202 Webb Simpson (4)	Rickie Fowler
2013	67 Derek Ernst (1) Robert Garrigus (T27) Rory McIlroy (T10) Ryan Moore (T6) Nate Smith (T50) Daniel Summerhays (T43) Nick Watney (T10)	135 Phil Mickelson (3)	208 Phil Mickelson (3) Nick Watney (T10)	Derek Ernst
2014	66 Angel Cabrera (T30) 67 Phil Mickelson (T11) Martin Flores (3)	135 Angel Cabrera (T30) Martin Flores (3) 136 Justin Rose (5)	203 J.B. Holmes 204 Martin Flores (3) 205 Phil Mickelson (T11) 206 Kevin Kisner (T6)	J.B. Holmes
2015	65 Robert Streb (T4) 66 Kevin Chappell (T16) Patrick Reed (T58)	134 Webb Simpson (T2) Robert Streb (T4) 136 Martin Flores (T47) Patrick Rodgers (T2)	198 Rory McIlroy (1) 202 Webb Simpson (T2) 205 Robert Strep (T4)	Rory McIlroy
2016	65 Andrew Loupe (T4) Steve Wheatcroft (T41) 66 Anirban Lahiri (T41)	136 Andrew Loupe (T4) 137 Roberto Castro (2)	207 Rickie Fowler (T4) 208 Roberto Castro (2) 209 James Hahn (1st) Justin Rose (3)	James Hahn
2017	66 Francesco Molinari (T24) 67 Alex Noren (T31) J.B. Holmes (T36) Grayson Murray (T63) Brian Campbell (cut)	138 Francesco Molinari (T24) 139 Billy Hurley II (T8) Seamus Power (T49) John Peterson (T36)	208 Patrick Reed (T12) 209 Alex Noren (T31) Jon Rahm (4) 210 Seung-Yul Noh (T5) Brian Harman (1st) Vaughn Taylor (T12) Francesco Molinari (T24)	Brian Harman

Round-By-Round Results

Year	18 Holes	36 Holes	54 Holes	Winner
2018	65 John Peterson (T42)	135 Peter Malnati (T34)	203 Jason Day (1)	Jason Day
	67 Peter Malnati (T34)	136 Aaron Wise (2)	205 Nick Watney (T2)	
	Tyrrell Hatton (T42)	Jason Day (1)	206 Peter Uihlein (T5)	
	Johnson Wagner (T13)		Bryson DeChambeau (4)	
	Keith Mitchell (T34)		Paul Casey (5)	
	Kyle Stanley (T13)		Aaron Wise (T2)	
2019	66 Rory McIlroy (T8)	131 Jason Day (T24)	202 Max Homa (1)	Max Homa
	Joel Dahmen (2)	132 Joel Dahmen (2)	Jason Dufner (T4)	
		Max Homa (1)	Joel Dahmen (2)	
2021	64 Phil Mickelson (69)	136 Matt Wallace (T6)	204 Keith Mitchell (T3)	Rory McIlroy
	66 K.H. Lee (T58)	Gary Woodland (5)	206 Rory McIlroy (1)	
	Keegan Bradley (T18)	Patrick Rodgers (T37)	Gary Woodland (5)	
2022	63 Jason Day (T15)	130 Jason Day (T15)	202 Keegan Bradley (T2)	Max Homa
	64 Joel Dahmen (T51)	133 Max Homa (1)	204 Max Homa (1)	
			206 Ahirban Lahiri (T6)	
			James Hahn (T9)	
			205 Matt Fitzpatrick (T2)	
2023	65 Tommy Fleetwood (T6)	134 Tyrell Hatton (T4)	197 Wyndham Clark (1)	Wyndham Clark
		Nate Lashley (T27)	199 Xander Schauffele (2)	
		Wyndham Clark (1)		



2003 Championship Summary



DAVID TOMS

Quail Hollow Club

Charlotte, NC

Par: 36-36 – 72

LEADERS: First Round – Nick Price and Fred Couples shot matching rounds of 6-under-par 66 to lead Rich Beem by one stroke. Jeff Brehaut and Paul Goydos were two back. Second Round–Price moved to 7-under-par 137 to lead Couples and J.P. Hayes by one stroke. Five players were two back. Third Round–David Toms shot 68 to move to 11-under-par 205 to take a five-stroke lead over Hayes, Robert Gamez and Kirk Triplett. Five players were six back.

CUT: 70 players at 1-over-par from a field of 155 professionals and one amateur.

Purse: \$5,600,000

Date: May 8-11, 2003

Yards: 7,442

PRO-AM: \$10,000 Jonathan Byrd, 58, \$2,000

WEATHER: Mostly sunny with winds reaching 8-14mph out of the west on Thursday, with high of 88 in late afternoon. Sunny and steamy on Friday with a high of 92. Winds mainly out of the west at 10-15 mph Hot and mostly sunny on Saturday with a high of 90. Warm and overcast on Sunday with heavy rains and a dangerous situation causing a suspension of play at 2:22 p.m., with 42 players still on the course. Play resumed at 2:54 p.m. Heavy rains in late afternoon with temperatures cooling off considerably.

WINNER: David Toms, 70-69-66-73 278 (10-under par), \$1,008,000

PLAYER	POS.	SCORE	OFFICIAL MONEY	PLAYER	POS.	SCORE	OFFICIAL MONEY	PLAYER	POS.	SCORE	OFFICIAL MONEY			
Vijay Singh	T2	73-72-67-68	280	418,133.34	Garrett Willis	T24	72-72-71-71	286	46,480.00	Stewart Cink	T40	72-69-74-74	289	18,663.27
Brent Geiberger	T2	71-69-71-69	280	418,133.33	David Gosset	T24	72-70-70-74	286	46,480.00	Frank Lickliter II	T40	73-67-74-75	289	18,663.27
Robert Gamez	T2	72-67-71-70	280	418,133.33	Chad Campbell	T24	71-72-69-74	286	46,480.00	Steve Lowery	T40	74-68-72-75	289	18,663.27
Nick Price	T5	66-71-74-70	281	212,800.00	Spike McRoy	T24	70-74-67-75	286	46,480.00	Patrick Sheehan	T51	72-71-77-70	290	13,104.00
Kirk Triplett	T5	69-74-67-71	281	212,800.00	Davis Love III	T29	73-72-74-68	287	36,400.00	Craig Barlow	T51	75-70-75-70	290	13,104.00
Tom Pernice, Jr.	T7	73-67-74-68	282	168,700.00	Justin Leonard	T29	71-71-74-71	287	36,400.00	Glen Day	T51	71-74-73-72	290	13,104.00
Greg Chalmers	T7	71-71-71-69	282	168,700.00	Tom Lehman	T29	72-72-71-72	287	36,400.00	Andrew Magee	T51	71-74-72-73	290	13,104.00
Dean Wilson	T7	70-72-70-70	282	168,700.00	Brandt Jobe	T29	70-69-75-73	287	36,400.00	K.J. Choi	T51	73-72-70-75	290	13,104.00
Charles Howell III	T7	70-69-72-71	282	168,700.00	Blaine McCallister (S)	T29	72-70-72-73	287	36,400.00	Kevin Sutherland	T51	71-69-74-76	290	13,104.00
Joe Durant	T11	70-73-71-69	283	111,200.00	Jeff Brehaut	T34	68-73-78-69	288	28,280.00	Matt Kuchar	T51	71-71-72-76	290	13,104.00
J.J. Henry	T11	71-72-71-69	283	111,200.00	Stephen Ames	T34	69-75-74-70	288	28,280.00	Hidemichi Tanaka	T58	74-71-72-74	291	12,488.00
Duffy Waldorf	T11	69-71-73-70	283	111,200.00	Brad Faxon	T34	73-68-74-73	288	28,280.00	Kenny Perry	T58	72-73-71-75	291	12,488.00
Woody Austin	T11	72-71-70-70	283	111,200.00	Paul Goydos	T34	68-72-74-74	288	28,280.00	Ben Crane	T60	71-73-74-74	292	12,264.00
Tim Petrovic	T11	73-68-71-71	283	111,200.00	Mathew Goggin	T34	75-67-71-75	288	28,280.00	Len Mattiace	T60	75-67-76-74	292	12,264.00
Fred Funk	T11	71-70-70-72	283	111,200.00	Fred Couples	T34	66-72-74-76	288	28,280.00	Charles Warren (Q)	T62	72-72-76-73	293	11,984.00
J.P. Hayes	T11	72-66-72-73	283	111,200.00	Rory Sabbatini	T40	73-71-75-70	289	18,663.28	Chris Smith	T62	70-72-77-74	293	11,984.00
Brenden Pappas	T18	73-70-72-69	284	78,400.00	Jason Caron	T40	72-72-74-71	289	18,663.28	Ian Leggatt	T62	71-74-72-76	293	11,984.00
Mike Weir	T18	72-70-73-69	284	78,400.00	Alex Cejka	T40	73-71-73-72	289	18,663.28	Michael Muehr	T65	72-73-76-73	294	11,536.00
Chris DiMarco	T18	70-72-70-72	284	78,400.00	Carlos Franco	T40	73-69-74-73	289	18,663.27	Neal Lancaster	T65	72-73-76-73	294	11,536.00
Billy Mayfair	T21	71-74-71-69	285	62,720.00	Jay Haas	T40	73-70-73-73	289	18,663.27	Jason Gore	T65	73-67-80-74	294	11,536.00
Rich Beem	T21	67-72-74-72	285	62,720.00	John Senden	T40	69-74-73-73	289	18,663.27	John Maginnes (S)	T65	72-73-74-75	294	11,536.00
David Frost	T21	71-73-70-71	285	62,720.00	Jim Carter	T40	71-73-72-73	289	18,663.27	Olin Browne	T65	73-72-73-76	294	11,536.00
Larry Mize	T24	72-71-72-71	286	46,480.00	Peter Lonard	T40	72-71-73-73	289	18,663.27	Donnie Hammond	T70	74-71-74-79	298	11,200.00

The following players did not finish (C=cut, DNS=did not start)

C – 146-Jeff Maggert, Tim Clark, Loren Roberts, Steven Alker, Kelly Mitchum, Scott Laycock, Brandel Chamblee, Pat Perez, Robert Damron, Craig Perks, Brett Quigley, Stuart Appleby, Joey Sindelar. 147-Peter Jacobsen, Mark Brooks, John Daly, Steve Jones, Arron Oberholser, Joe Acosta Jr., Scott Piercy, David Berganio Jr., Matt Gogel, Steve Flesch, Bob Burns, Carl Paulson, Pat Bates, Billy Andrade, Trevor Immelman. 148-Shaun Micheel, Heath Slocum, Todd Barranger, Anthony Painter, Jonathan Byrd, Tim Herron, Aaron Barber, Mike Hulbert, Brian Gay, Rod Pampling, Mark Calcavecchia, Jim Furyk, Shigeki Maruyama, Luke Donald, Jonathan Kaye, Scott McCarron. 149-Hank Kuehne, Cliff Kresge, Esteban Toledo, Mark O'Meara, Joel Edwards, John Rollins, Tom Byrum. 150-Jerry Kelly, Darron Stiles, Steve Stricker, Skip Kendall, Michael Campbell, Marco Dawson, Brian Watts, Doug Barron, Jesper Parnevik, Curtis Strange, Glen Hnatiuk, Ty Tryon. 151-Carl Pettersson, Jay Williamson, Dudley Hart, Bill Haas, Mark Wilson. 152-Paul Stankowski, Gene Sauers, David Duval, Per-Ulrik Johansson, Scott Hoch. 153-Jose Coceres, Mike Heinen. 154-Corey Pavin. 155-Chris Riley, Phil Tataurangi, Kent Stauffer, Todd Fischer. 156-Ben Case. 157-Joel Kribel. 158-Brian Lamb. 163-Fulton Allem. DNS-Jeff Sluman, Paul Azinger, David Peoples.

2004 Championship Summary



JOEY SINDELAR

Quail Hollow Club

Charlotte, NC

Par: 36-36 – 72

LEADERS: First Round–Kirk Triplett shot a tournament-record 8-under-par 64 to lead a group of four players by two strokes. Second Round–Tiger Woods moved into the lead by following his first-round 69 with a second-round 66 to lead Triplett, Notah Begay III and Arron Oberholser. Third Round–Oberholser shot a third-round 68 to finish on stroke ahead of Geoff Ogilvy and Begay.

CUT: 72 players at even-par from a field of 156.

Purse: \$5,600,000

Date: May 3-9, 2004

Yards: 7,442

PRO-AM: \$10,000 Rory Sabbatini, 59, \$2,000

WEATHER: Mostly sunny with a little to no wind on Thursday, with a high of 87 in the afternoon. Sunny and hot again on Friday with a high of 91. Hot and mostly sunny on Saturday with a high of 90. Warm, slightly cloudy on Sunday with highs in the low 90s.

PLAY-OFF: Joey Sindelar def. Arron Oberholser with a par on the second playoff hole.

WINNER: Joey Sindelar, 69-69-70-69 277 (11-under par), \$1,008,000

PLAYER	POS.	SCORE	OFFICIAL MONEY	PLAYER	POS.	SCORE	OFFICIAL MONEY	PLAYER	POS.	SCORE	OFFICIAL MONEY
Arron Oberholser.....	2	69-68-68-72 277	604,800.00	Nick Price.....	T21	74-69-70-70 283	54,160.00	Robert Allenby.....	T50	72 68 74 74 288	13,402.67
Carlos Franco.....	T3	68-71-69-70 278	324,800.00	Mike Weir.....	T21	67-72-75-69 283	54,160.00	Chris DiMarco.....	T50	69 70 76 73 288	13,402.67
Tiger Woods.....	T3	69-66-75-68 278	324,800.00	Cameron Beckman.....	T28	67-72-71-74 284	38,920.00	Tripp Isenhour.....	T50	71 71 75 71 288	13,402.67
Notah Begay III.....	T5	67-70-69-73 279	196,700.00	Jay Haas.....	T28	71-73-71-69 284	38,920.00	Richard Johnson.....	T50	72 69 76 71 288	13,402.67
Steve Flesch.....	T5	72-72-66-69 279	196,700.00	Spike McRoy.....	T28	69-74-71-70 284	38,920.00	Rich Barcelo.....	T50	74 68 72 74 288	13,402.66
Jeff Maggert.....	T5	71-69-67-72 279	196,700.00	Joe Ogilvie.....	T28	68-71-76-69 284	38,920.00	Rory Sabbatini.....	T50	66 74 74 74 288	13,402.66
Phil Mickelson.....	T5	70-70-72-67 279	196,700.00	Gene Sauers.....	T32	70-72-71-72 285	33,133.34	Steve Allan.....	T56	69 74 72 74 289	12,544.00
Mathias Gronberg.....	9	69-71-71-69 280	162,400.00	Jason Bohn.....	T32	71-70-72-72 285	33,133.33	Brad Faxon.....	T56	73 71 72 73 289	12,544.00
Lucas Glover.....	T10	74-70-68-69 281	128,800.00	John Senden.....	T32	69-73-71-72 285	33,133.33	Shigeiki Maruyama.....	T56	69 75 72 73 289	12,544.00
Geoff Ogilvy.....	T10	69-71-66-75 281	128,800.00	Ben Curtis.....	T35	71-71-74-70 286	25,293.34	Kelly Mitchum.....	T56	72 69 77 71 289	12,544.00
Vijay Singh.....	T10	68-70-71-72 281	128,800.00	Donnie Hammond.....	T35	72-70-73-71 286	25,293.34	David Peoples.....	T56	70 71 75 73 289	12,544.00
Heath Slocum.....	T10	67-75-67-72 281	128,800.00	John Riegger.....	T35	74-70-73-69 286	25,293.34	Sergio Garcia.....	T61	73 71 76 70 290	12,096.00
Kevin Sutherland.....	T10	71-68-71-71 281	128,800.00	Pat Bates.....	T35	75-68-72-71 286	25,293.33	Brent Geiberger.....	T61	70 74 74 72 290	12,096.00
Stuart Appleby.....	T15	66-72-70-74 282	86,800.00	Rich Beem.....	T35	70-73-68-75 286	25,293.33	Billy Mayfair.....	T61	70 74 76 70 290	12,096.00
Tom Byrum.....	T15	74-69-71-68 282	86,800.00	K.J. Choi.....	T35	71-73-69-73 286	25,293.33	Tom Carter.....	T64	73 70 73 75 291	11,816.00
Luke Donald.....	T15	67-73-73-69 282	86,800.00	Daniel Chopra.....	T35	73-68-71-74 286	25,293.33	Tim Clark.....	T64	73 69 71 78 291	11,816.00
Matt Gogel.....	T15	69-72-70-71 282	86,800.00	John Cook.....	T35	74-70-67-75 286	25,293.33	Michael Allen.....	T66	74 69 70 79 292	11,536.00
Jonathan Kaye.....	T15	68-74-69-71 282	86,800.00	Stephen Leaney.....	T35	71-72-71-72 286	25,293.33	Robert Damron.....	T66	72 71 73 76 292	11,536.00
Kirk Triplett.....	T15	64-73-71-74 282	86,800.00	Scott Hend.....	T44	73-71-71-72 287	16,930.67	Jerry Kelly.....	T66	69 74 75 74 292	11,536.00
Chad Campbell.....	T21	70-74-66-73 283	54,160.00	Peter Lonard.....	T44	73-68-72-74 287	16,930.67	Grant Waite.....	69	72 71 76 74 293	11,312.00
Todd Hamilton.....	T21	71-71-70-71 283	54,160.00	Shaun Micheel.....	T44	70-72-74-71 287	16,930.67	Matt Kuchar.....	T70	76 68 73 78 295	11,144.00
J.J. Henry.....	T21	72-70-70-71 283	54,160.00	Dean Wilson.....	T44	73-71-74-69 287	16,930.67	Blaine McCallister.....	T70	70 74 78 73 295	11,144.00
Davis Love III.....	T21	73-66-72-72 283	54,160.00	Brett Quigley.....	T44	66-72-74-75 287	16,930.66	Hidemichi Tanaka.....	72	72 71 77 80 300	10,976.00
Pat Perez.....	T21	73-70-70-70 283	54,160.00	Jeff Sluman.....	T44	70-73-70-74 287	16,930.66				

The following players did not finish (C=cut, W=withdrew)

C - 145-Woody Austin, Russ Cochran, Ben Crane, Jay Delsing, Jason Dufner, J.P. Hayes, Tim Herron, Zach Johnson, J.L. Lewis, Frank Lickliter II, Mark O'Meara, Jesper Parnevik, Ted Purdy. 146-Billy Andrade, Danny Briggs, Stewart Cink, Joe Durant, Danny Ellis, Fred Funk, Robert Gamez, Brandt Jobe, Kent Jones, Justin Leonard, David Morland IV, Kevin Na, Carl Pettersson, John Rollins, Chris Smith, Esteban Toledo, David Toms. 147-Tommy Armour III, Jeff Brehaut, D.J. Brigman, Todd Fischer, Harrison Frazar, David Frost, Scott Hoch, Cliff Kresge, John Maginnes, Dan Olsen, Ryan Palmer, Vaughn Taylor, Duffy Waldorf. 148-Ricky Barnes, Olin Browne, Bob Burns, Jonathan Byrd, Ken Duke, Brian Gay, Jerry Haas, Charles Howell III, Lee Janzen, Skip Kendall, Len Mattiace, Corey Pavin, Tim Petrovic. 149-Glen Day, Tom Pernice, Jr. 150-Aaron Baddeley, Dan Forsman, Hank Kuehne, Dicky Pride, Paul Stankowski, Roger Tambellini. 151-Arjun Atwal, Craig Bowden, Hunter Mahan, Patrick Moore, Omar Uresti. 152-David Gossett, Neal Lancaster, Jeffrey Lankford, Craig Perks, Charles Warren. 153-David Branshaw, Steve Lowery. 154-Jose Coceres, Scott Piercy. 155-Andy Crain. 157-Fulton Allem, Michael Clark II. 163-Todd Gleaton. W-Fredrik Jacobson, Scott McCarron.

2005 Championship Summary



Quail Hollow Club

Charlotte, NC

Par: 36-36 – 72

LEADERS: First Round--Sergio Garcia at 6-under-par 66 led Patrick Sheehan, Joey Sindelar, Kenny Perry and Richard S. Johnson by four strokes. Second Round--Garcia moved to 7-under 137 to maintain a two-stroke lead over Vijay Singh, Sindelar and D.J. Trahan. Third Round--Garcia at 12-under-par 204 held a six-stroke lead over Jim Furyk, Singh and Trahan.

CUT: 79 players at 4-over-par from a field of 156.

Purse: \$6,000,000

Date: May 2-8, 2005

Yards: 7,442

PRO-AM: \$10,000 Carlos Franco, 57, \$2,000

WEATHER: Thursday: Winds between 15-25 mph with scattered showers. High in the low 70s. Friday: Cool and windy with gusts up to 25 mph and temperatures reaching the low 60s. Saturday: Sunny with highs in the mid-70s. Sunday: Sunshine with temperatures reaching the low 80s.

PLAY-OFF: Vijay Singh Def. Jim Furyk with with a par-4 on the fourth extra hole(Sergio Garcia eliminated after first extra hole)

WINNER: Vijay Singh, 70-69-71-66 276 (12-under), \$1,080,000

PLAYER	POS.	SCORE	OFFICIAL MONEY	PLAYER	POS.	SCORE	OFFICIAL MONEY	PLAYER	POS.	SCORE	OFFICIAL MONEY			
Jim Furyk	T2	69-72-69-66	276	528,000.00	Tommy Armour III	T28	76-72-72-69	289	40,800.00	Tag Ridings	T50	70-74-73-75	292	14,360.00
Sergio Garcia	T2	66-71-67-72	276	528,000.00	Bart Bryant	T28	70-74-75-70	289	40,800.00	Kevin Na	T50	74-74-72-72	292	14,360.00
Chris DiMarco	4	74-67-73	66	288,000.00	Woody Austin	T28	71-73-75-70	289	40,800.00	Paul Azinger	T56	72-75-74-72	293	13,260.00
Carlos Franco	T5	72-74-70	66	228,000.00	Rod Pampling	T28	72-72-73-72	289	40,800.00	Tom Byrum	T56	74-73-76-70	293	13,260.00
Vaughn Taylor	T5	74-70-71	67	228,000.00	Hank Kuehne	T28	75-70-74-70	289	40,800.00	Shaun Micheel	T56	74-71-73-75	293	13,260.00
Phil Mickelson	T7	71-73-73-66	283	193,500.00	Jay Haas	T33	73-74-71-72	290	28,472.73	Jesper Parnevik	T56	69-73-75-76	293	13,260.00
Greg Owen	T7	74-67-71-71	283	193,500.00	Tom Pernice, Jr.	T33	74-74-70-72	290	28,472.73	Shigeki Maruyama	T56	75-68-76-74	293	13,260.00
D.J. Trahan	9	72-67-71-74	284	174,000.00	Joey Sindelar	T33	68-71-73-78	290	28,472.72	Arjun Atwal	T56	75-73-75-70	293	13,260.00
Billy Mayfair	10	76-72-70-67	285	162,000.00	Kevin Sutherland	T33	72-71-74-73	290	28,472.73	Heath Slocum	T56	73-75-74-71	293	13,260.00
Kenny Perry	T11	68-76-69-73	286	127,200.00	Steve Flesch	T33	76-72-72-70	290	28,472.73	Ben Curtis	T56	71-72-75-75	293	13,260.00
Scott Verplank	T11	71-69-73-73	286	127,200.00	Chad Campbell	T33	71-77-72-70	290	28,472.73	Robert Damron	T64	72-74-73-75	294	12,540.00
Tiger Woods	T11	70-72-73-71	286	127,200.00	Dean Wilson	T33	73-71-69-77	290	28,472.72	Scott Hend	T64	74-74-71-75	294	12,540.00
Stephen Leaney	T11	73-74-68-71	286	127,200.00	Craig Barlow	T33	71-75-73-71	290	28,472.73	Sean O'Hair	T64	73-74-77-70	294	12,540.00
Nick Watney	T11	76-68-73-69	286	127,200.00	Fredrik Jacobson	T33	73-72-69-76	290	28,472.73	Carl Pettersson	T64	75-72-69-78	294	12,540.00
Fred Funk	T16	70-75-70-72	287	87,000.00	Patrick Sheehan	T33	68-75-70-77	290	28,472.72	Duffy Waldorf	T68	74-73-78-70	295	12,060.00
Jeff Sluman	T16	71-70-75-71	287	87,000.00	Richard S. Johnson	T33	68-72-73-77	290	28,472.73	Jay Williamson	T68	73-75-75-72	295	12,060.00
Brett Quigley	T16	71-69-77-70	287	87,000.00	Brad Faxon	T44	72-76-73-70	291	18,140.00	Hidemichi Tanaka	T68	74-72-77-72	295	12,060.00
Per-Ulrik Johansson	T16	70-71-74-72	287	87,000.00	J.L. Lewis	T44	73-75-72-71	291	18,140.00	Aaron Baddeley	T68	72-76-76-71	295	12,060.00
Mark Hensby	T16	73-71-72-71	287	87,000.00	Marco Dawson	T44	73-73-72-73	291	18,140.00	Steve Lowery	72	72-76-71-77	296	11,760.00
Adam Scott	T16	76-69-69-73	287	87,000.00	Brian Gay	T44	74-71-75-71	291	18,140.00	Skip Kendall	73	71-76-76-74	297	11,640.00
Nick Price	T22	73-69-69-77	288	55,700.00	Steve Allan	T44	74-73-72-72	291	18,140.00	Bo Van Pelt	74	72-74-74-78	298	11,520.00
Brandt Jobe	T22	74-68-75-71	288	55,700.00	Justin Rose	T44	71-74-77-69	291	18,140.00	Robert Gamez	T75	75-71-74-79	299	11,280.00
Charles Howell III	T22	72-75-73-68	288	55,700.00	Andrew Magee	T50	69-75-72-76	292	14,360.00	Todd Hamilton	T75	72-76-77-74	299	11,280.00
Geoff Ogilvy	T22	71-76-70-71	288	55,700.00	Mark O'Meara	T50	72-76-71-73	292	14,360.00	Padraig Harrington	T75	71-75-73-80	299	11,280.00
John Rollins	T22	71-74-69-74	288	55,700.00	Dennis Paulson	T50	73-74-76-69	292	14,360.00	Tom Kite	78	74-73-75-79	301	11,040.00
Bill Haas	T22	74-71-74-69	288	55,700.00	Ted Purdy	T50	73-70-75-74	292	14,360.00	Craig Perks	79	76-70-79-78	303	10,920.00

The following players did not finish (C=cut, W=withdrew)

C – 149-John Cook, Loren Roberts, Tom Gillis, Glen Day, Mike Weir, John Senden, Joey Snyder III, Ian Poulter, Will MacKenzie, Jonathan Byrd, Simon Nash, Danny Briggs. **150-**Davis Love III, Corey Pavin, Spike McRoy, Glen Hnatiuk, Robert Allenby, Jonathan Kaye, Ryan Palmer, Hunter Haas. **151-**Tim Petrovic, Kirk Triplett, Kent Jones, Ryuji Imada, Brian Davis, Chris Anderson, Matt Kuchar, Tim Clark, Rich Beem, Hunter Mahan. **152 -**Frank Lickliter II, Todd Barranger, Joe Durant, Stuart Appleby, J.J. Henry, James Driscoll, Jason Bohn, D.A. Points, Jimmy Walker. **153-**Robin Freeman, David Toms, Paul Goydos, Brian Bateman, Franklin Langham, Matt Gogel, Cameron Beckman, Thomas Levett, Alex Cejka, Peter Lonard, Daniel Chopra, Charles Warren, Kevin Stadler. **154-**Billy Andrade, Todd Fischer, Brett Wetterich, Pat Perez, Lucas Glover. **155-**Jerry Haas, Rory Sabbatini, Stephen Woodard. **156-**Len Mattiace, Chris Smith. **157-**Michael Allen, Kelly Mitchum, Doug Barron, Joe Ogilvie. **158-**Steve Jones, Jason Allred. **159-**Notah Begay III. **160-**Carl Paulson, Zach Johnson. **171-**Randy Joyner. **W-**Mark Brooks, Jeff Maggert, Rocco Mediate, Neal Lancaster, Arron Oberholser.

2006 Championship Summary



JIM FURYK

Quail Hollow Club

Charlotte, NC

Par: 36-36 – 72

LEADERS: First Round–Jim Furyk, Bill Haas, Trevor Immelman and Rory Sabbatini all shot 4-under-par 68s and led Billy Andrade, Lucas Glover and Davis Love III by one stroke. Second Round–Bo Van Pelt, with a course-record-tying 64, moved to 10-under-par 134 to lead Furyk by three. Love was two back. Third Round–Furyk at 11-under 205 held a one-stroke lead over Retief Goosen and Immelman. Van Pelt was two back.

CUT: 73 players at 2-over-par 148 from a field of 155.

Purse: \$6,300,000

Date: May 1-7, 2006

Yards: 7,442

WINNER: Jim Furyk, 68-69-68-71 276 (12-under), \$1,134,000

PRO-AM: \$10,000. Jay Haas, Tom Lehman, Vaughn Taylor, 60. \$1,666 each

WEATHER: Thursday: Mostly sunny with temperatures in the low 80s. Winds S-SW, gusting to 15 mph. Friday: Lightning stopped play for 2 hours and 3 minutes in the afternoon. Play resumed for 35 minutes until halted for good. High temperature reached 81. Saturday: Sunny and pleasant all day with highs in the mid-70s. Sunday: Play delayed 30 minutes until 7:30 a.m. because of lightning. Steady rain began, and officials suspended play at 8:57 a.m.. Play resumed at 10:19. Rain started again at 1 p.m. and lasted until 3:35 p.m., heavy at times. Temperatures were in the high 50s.

PLAY-OFF: Jim Furyk def. Trevor Immelman with a par-4 on first playoff hole

PLAYER	POS.	SCORE	OFFICIAL MONEY	PLAYER	POS.	SCORE	OFFICIAL MONEY	PLAYER	POS.	SCORE	OFFICIAL MONEY
Trevor Immelman.....	2	68 72 66 70 276	680,400.00	Joe Ogilvie.....	T26	73 73 69 73 288	46,620.00	Justin Rose.....	T47	70 74 68 80 292	16,657.20
Adam Scott.....	3	71 72 66 71 280	428,400.00	David Branshaw.....	T26	77 68 70 73 288	46,620.00	Brad Faxon.....	T47	72 73 76 71 292	16,657.20
Bill Haas.....	T4	68 72 71 70 281	277,200.00	Stewart Cink.....	T26	70 74 71 73 288	46,620.00	Troy Matteson.....	T52	72 69 75 77 293	14,773.50
Lucas Glover.....	T4	69 73 67 72 281	277,200.00	Jason Gore.....	T26	74 70 70 74 288	46,620.00	Rory Sabbatini.....	T52	68 73 73 79 293	14,773.50
Joey Sindelar.....	T6	71 74 68 69 282	203,962.50	Shigeki Maruyama.....	T26	72 71 67 78 288	46,620.00	Olin Browne.....	T52	71 74 72 76 293	14,773.50
Vaughn Taylor.....	T6	70 70 71 71 282	203,962.50	Lee Janzen.....	T31	72 72 72 73 289	38,193.75	Stuart Appleby.....	T52	72 67 74 80 293	14,773.50
Steve Lowery.....	T6	73 68 69 72 282	203,962.50	Jason Bohn.....	T31	71 73 73 72 289	38,193.75	Woody Austin.....	T56	73 72 73 76 294	14,238.00
Bo Van Pelt.....	T6	70 64 73 75 282	203,962.50	Jerry Kelly.....	T31	73 70 69 77 289	38,193.75	Rod Pampling.....	T56	75 71 72 76 294	14,238.00
Geoff Ogilvy.....	T10	71 71 70 71 283	163,800.00	J.J. Henry.....	T31	73 67 71 78 289	38,193.75	Billy Andrade.....	T56	69 73 78 74 294	14,238.00
Retief Goosen.....	T10	70 71 65 77 283	163,800.00	Phil Mickelson.....	T35	71 72 73 74 290	32,445.00	Robert Garrigus.....	T59	70 74 71 80 295	13,797.00
Charles Warren.....	T12	73 70 70 71 284	138,600.00	Ted Purdy.....	T35	77 66 74 73 290	32,445.00	Rocco Mediate.....	T59	74 71 73 77 295	13,797.00
Shaun Micheel.....	T12	70 70 68 76 284	138,600.00	Tom Lehman.....	T35	75 69 69 77 290	32,445.00	Steve Flesch.....	T59	74 71 74 76 295	13,797.00
Jesper Parnevik.....	T14	73 71 70 71 285	100,800.00	Sergio Garcia.....	T38	74 69 73 75 291	24,570.00	Tommy Armour III.....	T59	74 70 77 74 295	13,797.00
Tim Clark.....	T14	73 70 71 71 285	100,800.00	Ernie Els.....	T38	71 71 75 74 291	24,570.00	Marco Dawson.....	T63	72 73 72 79 296	13,419.00
D.J. Trahan.....	T14	72 70 71 72 285	100,800.00	Charley Hoffman.....	T38	72 73 72 74 291	24,570.00	Jay Williamson.....	T63	75 71 74 76 296	13,419.00
Ken Duke.....	T14	72 71 70 72 285	100,800.00	Bob Estes.....	T38	73 72 73 73 291	24,570.00	Arron Oberholser.....	T65	75 66 75 81 297	13,167.00
Kevin Sutherland.....	T14	71 71 70 73 285	100,800.00	Joe Durant.....	T38	74 71 73 73 291	24,570.00	Ben Crane.....	T65	71 74 74 78 297	13,167.00
Davis Love III.....	T14	69 69 73 74 285	100,800.00	Doug Barron.....	T38	75 71 72 73 291	24,570.00	Craig Barlow.....	T67	73 70 74 81 298	12,726.00
Brett Quigley.....	T14	74 68 69 74 285	100,800.00	Will MacKenzie.....	T38	72 73 75 71 291	24,570.00	Mark Calcavecchia.....	T67	72 73 74 79 298	12,726.00
Nick Watney.....	21	72 73 71 70 286	75,600.00	Carl Pettersson.....	T38	71 74 75 71 291	24,570.00	Steve Jones.....	T67	78 66 77 77 298	12,726.00
Stephen Ames.....	T22	71 73 71 72 287	63,000.00	Vijay Singh.....	T38	71 68 71 81 291	24,570.00	Daniel Chopra.....	T67	72 74 75 77 298	12,726.00
David Duval.....	T22	73 70 72 72 287	63,000.00	Mike Weir.....	T47	73 71 72 76 292	16,657.20	Richard S. Johnson.....	T67	74-72-77-75 298	12,726.00
John Senden.....	T22	71 73 69 74 287	63,000.00	Charles Howell III.....	T47	74 71 73 74 292	16,657.20	Ian Leggatt.....	72	75-71-75-80 301	12,348.00
Jay Haas.....	T22	75 71 65 76 287	63,000.00	Jeff Sluman.....	T47	74 72 72 74 292	16,657.20	Wes Short, Jr.....	73	77-69-77-81 304	12,222.00

The following players did not finish (C=cut, W=withdrew, DQ=disqualified)

C – 147-Ben Curtis, Rich Beem, Kris Cox, Jeff Maggert, Brett Wetterich, Stephen Leaney, Ron Whittaker, Greg Owen, Bubba Watson, Aaron Baddeley, Chad Campbell, Carlos Franco, Zach Johnson, Kent Jones, Michael Allen, Jeff Gove. 148-Len Mattiace, Brian Gay, Sean O’Hair, Andrew Magee, Jimmy Walker, Nathan Green, Brandt Jobe, Dean Wilson, Jeff Brehaut, Mathias Gronberg, Paul Goydos, Derek Watson. 149-Fredrik Jacobson, Phil Tataurangi, Jonathan Kaye, John Rollins, Henrik Bjornstad, Jeff Overton, Scott McCarron. 150-Tim Petrovic, Chris DiMarco, Dudley Hart, Patrick Sheehan, Robert Damron, Tag Ridings, Camilo Villegas, Thomas Levet. 151-Graeme McDowell, Lee Westwood, Greg Chalmers, Hidemichi Tanaka, John Huston, Bubba Dickerson, Kelly Mitchell, Craig Perks, Chris Couch, Frank Lickliter II. 152-Tom Pernice, Jr., Nick Price, Todd Hamilton, Robert Gamez, James Driscoll, Chris Riley, John Engler, Jr. 153-Billy Mayfair, Mark Hensby, Tom Byrum, D.A. Points, Larry Mize. 154-Shane Bertsch, Bart Bryant. 155-Jerry Smith. 158-Jay Haas, Jr. 161-Larry George. 172-Jamie R. Johnson. **W** - Luke Donald, John Daly, Paul Azinger, Fred Funk, Mathew Goggin, Neal Lancaster, Todd Fischer, Brent Geiberger, Kirk Triplett, Brian Davis, J.B. Holmes. **DQ** - Hunter Mahan.

2007 Championship Summary



TIGER WOODS

Quail Hollow Club

Charlotte, NC

Par: 36-36-72

LEADERS: First Round—Pádraig Harrington opened with a 6-under-par 66 for a one-stroke lead over Jason Bohn and Vijay Singh. Second Round – Tiger Woods shot a 68 for a 6-under 138 total and was tied with Singh and Arron Oberholser. Third Round – Rory Sabbatini shot a course-record-tying 64 for an 11-under 205. Woods, at 10-under, trailed by one with Singh and Oberholser two shots back.

CUT: 85 players at 3-over-par 147 from a field of 156 professionals.

Purse: \$6,300,000

Date: April 30 - May 6, 2007

Yards: 7,442

WEATHER: Thursday: Partly cloudy with a high of 80 degrees. Winds at 8-16 mph. Friday: Cloudy with showers in the morning. High of 65, winds at 6-12 mph. Saturday: Two-hour delay in starting times due to lightning from 7:44-9:44 a.m. Cloudy with showers most of the day with temperatures in the low 60s. Sunday: Mostly sunny with temperatures reaching 68. Winds 15-25 mph with gust up to 30 mph.

WINNER: Tiger Woods, 70-68-68-69 275 (13-under par), \$1,134,000

PLAYER	POS.	SCORE	OFFICIAL MONEY	PLAYER	POS.	SCORE	OFFICIAL MONEY	PLAYER	POS.	SCORE	OFFICIAL MONEY
Steve Stricker.....	2	72-70-66-69 277	680,400.00	Heath Slocum.....	T24	68-77-71-71 287	46,620.00	John Rollins.....	T56	70-76-73-72 291	14,112.00
Phil Mickelson.....	T3	70-71-68-70 279	365,400.00	Kevin Sutherland.....	T24	75-69-71-72 287	46,620.00	Charlie Wi.....	T56	74-68-75-74 291	14,112.00
Rory Sabbatini.....	T3	70-71-64-74 279	365,400.00	Nick Watney.....	T24	72-71-74-70 287	46,620.00	Dean Wilson.....	T56	72-75-72-72 291	14,112.00
Stewart Cink.....	T5	70-71-69-70 280	239,400.00	Mike Weir.....	T24	73-71-70-73 287	46,620.00	Stephen Ames.....	T61	69-73-74-76 292	13,419.00
Anthony Kim.....	T5	72-69-69-70 280	239,400.00	Robert Allenby.....	T34	70-76-69-73 288	29,820.00	Jeff Gove.....	T61	74-69-72-77 292	13,419.00
Ken Duke.....	T7	70-70-68-73 281	196,350.00	Ernie Els.....	T34	71-74-73-70 288	29,820.00	Bo Van Pelt.....	T61	77-70-75-70 292	13,419.00
Arron Oberholser.....	T7	69-69-69-74 281	196,350.00	Lucas Glover.....	T34	75-72-68-73 288	29,820.00	Charles Warren.....	T61	70-73-76-73 292	13,419.00
Vijay Singh.....	T7	67-71-69-74 281	196,350.00	Mathew Goggin.....	T34	70-73-72-73 288	29,820.00	Lee Westwood.....	T61	72-74-74-72 292	13,419.00
Bernhard Langer.....	T10	70-73-71-69 283	151,200.00	Nathan Green.....	T34	70-76-71-71 288	29,820.00	Mark Wilson.....	T61	76-70-71-75 292	13,419.00
Billy Mayfair.....	T10	73-71-67-72 283	151,200.00	J.B. Holmes.....	T34	69-74-71-74 288	29,820.00	Steve Flesch.....	T67	70-74-71-78 293	12,915.00
Brett Quigley.....	T10	70-74-69-70 283	151,200.00	Steve Marino.....	T34	74-71-70-73 288	29,820.00	Jeff Sluman.....	T67	71-76-73-73 293	12,915.00
John Senden.....	T10	72-70-69-72 283	151,200.00	Parker McLachlin.....	T34	71-75-69-73 288	29,820.00	Billy Andrade.....	T69	73-74-72-75 294	12,411.00
Sergio Garcia.....	T14	71-71-70-72 284	116,550.00	Nick O'Hern.....	T34	75-69-69-75 288	29,820.00	Brian Davis.....	T69	72-75-72-75 294	12,411.00
Trevor Immelman.....	T14	68-74-68-74 284	116,550.00	Woody Austin.....	T43	71-74-72-72 289	18,774.00	Todd Demsey.....	T69	72-75-72-75 294	12,411.00
Briny Baird.....	T16	72-73-70-70 285	91,350.00	Aaron Baddeley.....	T43	71-75-71-72 289	18,774.00	Chris DiMarco.....	T69	74-71-73-76 294	12,411.00
Robert Garrigus.....	T16	72-73-67-73 285	91,350.00	Ben Curtis.....	T43	70-75-74-70 289	18,774.00	Robert Gamez.....	T69	75-71-73-75 294	12,411.00
J.J. Henry.....	T16	72-73-69-71 285	91,350.00	Retief Goosen.....	T43	72-74-72-71 289	18,774.00	Henrik Stenson.....	T69	72-74-72-76 294	12,411.00
Fredrik Jacobson.....	T16	70-73-71-71 285	91,350.00	Pádraig Harrington.....	T43	66-75-79-69 289	18,774.00	Ryan Moore.....	T75	74-72-74-75 295	11,907.00
Jose Maria Olazabal.....	T16	70-72-71-72 285	91,350.00	Jerry Kelly.....	T43	69-73-70-77 289	18,774.00	Bob Tway.....	T75	72-75-71-77 295	11,907.00
Rod Pampling.....	T16	71-70-71-73 285	91,350.00	Davis Love III.....	T43	74-72-67-76 289	18,774.00	Gavin Coles.....	T77	76-71-72-77 296	11,655.00
Carl Petterson.....	T22	68-73-71-74 286	68,040.00	Camilo Villegas.....	T43	69-76-72-72 289	18,774.00	Cliff Kresge.....	T77	75-72-77-72 296	11,655.00
Joey Sindelar.....	T22	69-72-70-75 286	68,040.00	Boo Weekley.....	T43	72-75-69-73 289	18,774.00	Tripp Isenhour.....	T79	75-72-77-73 297	11,340.00
K.J. Choi.....	T24	70-74-69-74 287	46,620.00	Jason Bohn.....	T52	67-72-73-78 290	14,773.50	Craig Kanada.....	T79	73-73-77-74 297	11,340.00
J.P. Hayes.....	T24	75-72-69-71 287	46,620.00	Charles Howell III.....	T52	78-69-74-69 290	14,773.50	Stephen Leaney.....	T79	75-70-75-77 297	11,340.00
Robert Karlsson.....	T24	71-72-72-72 287	46,620.00	Ryuji Imada.....	T52	70-73-75-72 290	14,773.50	David Berganio, Jr.....	T82	69-76-71-83 299	11,025.00
Geoff Ogilvy.....	T24	72-73-69-73 287	46,620.00	Jeff Maggert.....	T52	68-74-77-71 290	14,773.50	Shigeki Maruyama.....	T82	73-74-78-74 299	11,025.00
Ted Purdy.....	T24	70-69-74-74 287	46,620.00	Cameron Beckman.....	T56	75-72-72-72 291	14,112.00	Zach Johnson.....	84	71-75-75-80 301	10,836.00
Adam Scott.....	T24	73-69-73-72 287	46,620.00	Michael Putnam.....	T56	72-70-76-73 291	14,112.00				

The following players did not finish (C=cut, W=withdrew)

C- 148- Luke Donald, Jason Gore, Ian Poulter, Vaughn Taylor, Kirk Triplett. 149- Jonathan Byrd, Glen Day, Joe Durant, J.L. Lewis, Hunter Mahan, George McNeill, Pat Perez, Brandt Snedeker, Kevin Stadler, Johnson Wagner. 150- David Branshaw, Chad Campbell, Brendon De Jonge, Jim Furyk, Charley Hoffman, Will MacKenzie, Troy Matteson, Rocco Mediate, Joe Ogilvie, Kyle Reifers, D.J. Trahan. 151- Ryan Armour, Eric Axley, John Cook, Mathias Gronberg, Tim Herron, John Mallinger, Shaun Micheel. 152- Robert Dinwiddie, Daisuke Maruyama, Corey Pavin, Tim Petrovic, Brett Wetterich. 153- Rich Beem, Jason Dufner, Brad Faxon, Peter Lonard, Tom Pernice, Jr. 154- Scott Verplank. 155- Tommy Gainey, Bill Haas, Justin Leonard, Steve Lowery. 156- Kent Jones, Doug LaBelle II, Craig Perks. 157- Greg Owen. 158- Bill McDonald, Paul Stankowski. 159- Steve Isley, Kelly Mitchum. 161- John Daly. 162- Todd Hamilton. 163- Jeff Quinney. 164- Ron Philo, Jr. W- David Howell, Sean O'Hair, Darren Clarke, Kenny Perry, Richard S. Johnson, Jesper Parnevik, Paul Azinger, Dudley Hart. DQ- Stuart Appleby, Frank Lickliter II

2008 Championship Summary



ANTHONY KIM

Quail Hollow Club

Charlotte, NC

Par: 36-36 – 72

LEADERS: First Round – David Toms opened with a 5-under-par 67 for a one-stroke lead over Jason Bohn and Phil Mickelson. Second Round – Bohn shot a 5-under 67 for a 9-under 135 total and led Anthony Kim by two strokes. Third Round – Kim shot a 6-under 66 and moved to 13-under, 203 for a five-stroke lead over Bohn and Heath Slocum.

Purse: \$6,400,000

Date: April 28 - May 4, 2008

Yards: 7,442

CUT: 72 players made the 54-hole cut. 87 players made the 36-hole cut at 1-over-par 145 from a field of 155 professionals and one amateur.

WEATHER: Thursday: Mostly sunny with temperatures reaching the high 70s with light winds. Friday: Mostly sunny with a high of 80 and winds S-SW at 10-20 mph. Saturday: Cloudy all day with temperatures reaching the upper 70s. Winds S-SW at 10-20 mph. Sunday: Partly cloudy and pleasant with an afternoon high in the upper 70s with winds 5-10 mph.

WINNER: Anthony Kim, 70-67-66-69 272 (16-under par), \$1,152,000

PLAYER	POS.	SCORE	OFFICIAL MONEY	PLAYER	POS.	SCORE	OFFICIAL MONEY	PLAYER	POS.	SCORE	OFFICIAL MONEY
Ben Curtis	2	69 71 72 65 277	691,200.00	Paul Goydos	T25	71 69 75 71 286	45,795.55	Camilo Villegas	T55	69 70 77 75 291	14,336.00
Jason Bohn	3	68 67 72 71 278	435,200.00	Charles Howell III	T25	75 68 70 73 286	45,795.55	Jay Williamson	T55	70 70 77 74 291	14,336.00
Robert Allenby	4	70 70 73 66 279	307,200.00	John Senden	T25	72 71 71 72 286	45,795.55	Nathan Green	T62	73 72 70 77 292	13,568.00
Dudley Hart	T5	71 67 70 72 280	243,200.00	Michael Allen	T34	73 70 73 71 287	32,320.00	Matt Kuchar	T62	73 72 73 74 292	13,568.00
Heath Slocum	T5	71 68 68 73 280	243,200.00	Stephen Ames	T34	69 75 74 69 287	32,320.00	Steve Lowery	T62	70 72 77 73 292	13,568.00
Jim Furyk	7	71 67 71 72 281	214,400.00	Ken Duke	T34	73 72 71 71 287	32,320.00	Patrick Sheehan	T62	74 71 73 74 292	13,568.00
Stewart Cink	T8	73 70 65 74 282	179,200.00	Sergio Garcia	T34	71 72 74 70 287	32,320.00	Y.E. Yang	T62	73 69 76 74 292	13,568.00
Fred Couples	T8	72 69 69 72 282	179,200.00	Todd Hamilton	T34	72 71 72 72 287	32,320.00	Rory Sabbatini	T67	70 72 77 74 293	13,120.00
Rod Pampling	T8	71 70 75 66 282	179,200.00	John Merrick	T34	69 71 73 74 287	32,320.00	Mark Wilson	T67	74 71 71 77 293	13,120.00
Adam Scott	T8	72 73 66 71 282	179,200.00	Tommy Armour III	T40	74 68 74 72 288	22,428.45	Lucas Glover	69	73 70 72 80 295	12,928.00
Hunter Mahan	T12	71 70 71 71 283	125,440.00	Aaron Baddeley	T40	73 71 74 70 288	22,428.45	Rich Beem	T70	72 71 75 78 296	12,736.00
Phil Mickelson	T12	68 74 69 72 283	125,440.00	Justin Bolli	T40	73 71 73 71 288	22,428.45	Nick Flanagan	T70	69 75 74 78 296	12,736.00
Jesper Parnevik	T12	71 74 71 67 283	125,440.00	Andres Romero	T40	72 71 72 73 288	22,428.45	Angel Cabrera	72	71 74 73 82 300	12,544.00
Pat Perez	T12	72 73 65 73 283	125,440.00	Brad Adamonis	T40	70 70 74 74 288	22,428.44	Richard Johnson	T73	73 70 77 220	12,096.00
Dean Wilson	T12	71 69 74 69 283	125,440.00	Robert Garrigus	T40	74 68 72 74 288	22,428.44	Stephen Leaney	T73	70 72 78 220	12,096.00
Mathew Goggin	T17	71 72 73 68 284	89,600.00	Steve Marino	T40	69 71 74 74 288	22,428.44	Jeff Maggert	T73	71 70 79 220	12,096.00
J.B. Holmes	T17	71 72 69 72 284	89,600.00	Nick O'Hern	T40	71 70 71 76 288	22,428.44	Kevin Na	T73	73 72 75 220	12,096.00
Ryuji Imada	T17	71 73 70 70 284	89,600.00	Nick Watney	T40	73 69 71 75 288	22,428.44	Joe Ogilvie	T73	73 72 75 220	12,096.00
Vijay Singh	T17	70 70 70 74 284	89,600.00	Troy Matteson	T49	71 73 74 71 289	15,795.20	Tim Petrovic	T73	73 71 76 220	12,096.00
David Toms	T17	67 75 72 70 284	89,600.00	Shaun Micheal	T49	76 69 71 73 289	15,795.20	Michael Letzig	79	75 70 76 221	11,648.00
Steve Flesch	T22	73 68 71 73 285	66,560.00	Kenny Perry	T49	74 71 73 71 289	15,795.20	Shane Bertsch	T80	71 73 78 222	11,328.00
George McNeill	T22	71 67 76 71 285	66,560.00	D.J. Trahan	T49	71 73 73 72 289	15,795.20	Lee Janzen	T80	72 70 80 222	11,328.00
Geoff Ogilvy	T22	70 70 69 76 285	66,560.00	Boo Weekley	T49	72 70 76 71 289	15,795.20	Vaughn Taylor	T80	69 75 78 222	11,328.00
James Driscoll	T25	70 72 74 70 286	45,795.56	Jeff Quinney	54	69 73 73 75 290	14,848.00	Brett Wetterich	T80	73 72 77 222	11,328.00
Zach Johnson	T25	69 76 71 70 286	45,795.56	Carlos Franco	T55	72 70 75 74 291	14,336.00	Kenneth Ferrie	T84	72 72 79 223	10,880.00
Parker McLachlin	T25	73 72 72 69 286	45,795.56	Billy Mayfair	T55	74 67 76 74 291	14,336.00	Roland Thatcher	T84	74 71 78 223	10,880.00
Ian Poulter	T25	71 71 74 70 286	45,795.56	Rocco Mediate	T55	72 72 73 74 291	14,336.00	Charles Warren	T84	74 71 78 223	10,880.00
Kevin Stadler	T25	75 70 71 70 286	45,795.56	Carl Pettersson	T55	72 73 74 72 291	14,336.00	Garrett Willis	87	74 71 80 225	10,624.00
Brian Davis	T25	74 70 71 71 286	45,795.55	Brandt Snedeker	T55	73 69 76 73 291	14,336.00				

The following players did not finish (C=cut, W=withdrew, DQ=disqualified)

C – 146 Mathias Gronberg, Matt Jones, Jeff Overton, Nicholas Thompson, Bubba Watson. 147 Stuart Appleby, Ryan Armour, Brian Bateman, Chris DiMarco, Luke Donald, Fredrik Jacobson, Cliff Kresge, Ryan Moore, Trevor Murphy, Brenden Pappas, Tom Pernice, Jr. 148 Eric Axley, Jonathan Byrd, Alex Cejka, Bill Haas, J.J. Henry, Scott McCarron, Steve Stricker, Chip Sullivan, Bo Van Pelt, Johnson Wagner, Charlie Wi. 149 Paul Casey, Robert Gamez, Trevor Immelman, Dustin Johnson, Jerry Kelly, Frank Lickliter II, Davis Love III, Jose Maria Olazabal, Jin Park, Brett Quigley, Tag Ridings, Justin Rose, Kevin Sutherland, Jimmy Walker. 150 Woody Austin, Olin Browne, Bob Estes, Mark Hensby, Tim Herron, Shigeki Maruyama, Ted Purdy, Michael Putnam, Chez Reavie, Kyle Thompson, Mike Weir. 151 Billy Andrade, Kevin Streelman, Tim Wilkinson. 152 Tim Clark, David Duval, Tommy Gainey, Marc Turnesa. 153 J.L. Lewis, Jon Mills, Brett Rumford, Chris Stroud. 155 Joe Durant, Charley Hoffman. 157 Scott Sterling. 158 Curt Sanders. **W/ DQ** – Kyle Reifers, Peter Lonard.

2009 Championship Summary



SEAN O'HAIR

Quail Hollow Club
Charlotte, NC
Par: 36-36 – 72

Purse: \$6,500,000
Date: April 27 - May 3, 2009
Yards: 7,442

LEADERS: First Round–Tiger Woods opened with a 7-under-par 65 for a two stroke lead over Steve Marino, Phil Mickelson, Robert Allenby, and Jason Dufner. Second Round–Bubba Watson and Retief Goosen are tied at 8-under 136. Zach Johnson, George McNeill, Woods and Jim Furyk trail by one. Third Round–Johnson shot a 69 for an 11-under 205 total to lead Lucas Glover, Woods and McNeill by two strokes and by three over Sean O'Hair.

CUT: 74 players at even-par 144 from a field of 156 professionals.

WEATHER: Thursday: Partly cloudy with a high of 79 degrees. Winds S 8-15. Friday: Mostly cloudy with a high of 79 degrees and winds SSW 12-33 mph. Saturday: Mostly cloudy with late afternoon thunderstorms. Play was suspended for 1 hour and 12 minutes beginning at 5:46 p.m. due to a dangerous situation with four players still on the course. Temperatures reached a high of 79 degrees and winds were SSW 12-22 mph. Sunday: Mostly cloudy with a high of 82 degrees and winds SSW 12-22 mph.


WINNER: Sean O'Hair, 69-72-67-69 277 (11-under par), \$1,170,000

PLAYER	POS.	SCORE	OFFICIAL MONEY	PLAYER	POS.	SCORE	OFFICIAL MONEY	PLAYER	POS.	SCORE	OFFICIAL MONEY
Lucas Glover	T2	68 71 68 71	278 572,000.00	Davis Love III	T22	70 69 70 74	283 58,592.85	Brendon Todd	T47	70 70 72 76	288 16,921.66
Bubba Watson	T2	71 65 72 70	278 572,000.00	Nick Watney	T22	71 71 69 72	283 58,592.85	Robert Karlsson	T53	70 69 78 72	289 14,906.67
Tiger Woods	4	65 72 70 72	279 312,000.00	Cameron Beckman	T29	73 71 72 68	284 44,200.00	Jonathan Kaye	T53	70 72 74 73	289 14,906.67
Jonathan Byrd	T5	72 72 70 66	280 212,875.00	Ross Fisher	T29	73 67 69 75	284 44,200.00	Chris Stroud	T53	73 69 78 69	289 14,906.67
Jason Dufner	T5	67 71 71 71	280 212,875.00	Bo Van Pelt	T29	69 71 71 73	284 44,200.00	Steve Wheatcroft	T53	70 73 77 69	289 14,906.67
Phil Mickelson	T5	67 71 75 67	280 212,875.00	Ben Curtis	T32	74 70 71 70	285 35,966.67	Kent Jones	T53	72 70 71 76	289 14,906.66
Tim Petrovic	T5	71 70 71 68	280 212,875.00	Cliff Kresge	T32	69 72 72 72	285 35,966.67	Jeff Overton	T53	70 71 73 75	289 14,906.66
Ian Poulter	T5	71 70 70 69	280 212,875.00	Geoff Ogilvy	T32	71 73 68 73	285 35,966.67	Steve Lowery	T59	73 71 73 73	290 14,300.00
Ted Purdy	T5	70 69 72 69	280 212,875.00	John Senden	T32	71 72 73 69	285 35,966.67	Jeff Maggert	T59	68 70 75 77	290 14,300.00
Jim Furyk	T11	71 66 73 71	281 129,071.43	Jeff Klauk	T32	69 71 70 75	285 35,966.66	Peter Tomasulo	T59	74 69 73 74	290 14,300.00
Retief Goosen	T11	68 68 72 73	281 129,071.43	Joe Ogilvie	T32	71 72 69 73	285 35,966.66	Chad Campbell	T62	72 70 73 76	291 13,910.00
Fredrik Jacobson	T11	71 70 70 70	281 129,071.43	Michael Allen	T38	70 73 72 71	286 27,300.00	David Mathis	T62	70 73 72 76	291 13,910.00
Martin Kaymer	T11	71 70 69 71	281 129,071.43	Brian Davis	T38	72 71 72 71	286 27,300.00	John Rollins	T62	70 74 76 71	291 13,910.00
Boo Weekley	T11	71 70 72 68	281 129,071.43	Ken Duke	T38	70 72 73 71	286 27,300.00	Trevor Immelman	T65	73 70 76 74	293 13,520.00
Y.E. Yang	T11	72 71 66 72	281 129,071.43	Danny Lee	T38	71 69 70 76	286 27,300.00	Pat Perez	T65	74 70 76 73	293 13,520.00
Zach Johnson	T11	70 67 68 76	281 129,071.42	Steve Marino	T38	67 72 74 73	286 27,300.00	Aron Price	T65	71 73 78 71	293 13,520.00
George McNeill	T18	69 68 70 75	282 87,750.00	Tom Pernice, Jr.	T38	72 69 77 68	286 27,300.00	Brad Faxon	T68	74 69 80 71	294 13,195.00
Shaun Micheel	T18	74 69 73 66	282 87,750.00	Brendon de Jonge	T44	72 69 67 79	287 21,450.00	Parker McLachlin	T68	73 71 74 76	294 13,195.00
David Toms	T18	71 71 67 73	282 87,750.00	Mathew Goggin	T44	71 71 74 71	287 21,450.00	Mark Calcavecchia	T70	69 74 74 78	295 12,870.00
Charles Warren	T18	69 71 71 71	282 87,750.00	John Huston	T44	73 71 69 74	287 21,450.00	Steve Flesch	T70	69 74 78 74	295 12,870.00
Matt Bettencourt	T22	72 71 71 69	283 58,592.86	Robert Allenby	T47	67 74 77 70	288 16,921.67	Bill Lunde	T70	72 72 74 77	295 12,870.00
Bill Haas	T22	69 71 71 72	283 58,592.86	Anthony Kim	T47	70 69 78 71	288 16,921.67	Gary Woodland	73	70 74 76 76	296 12,610.00
Hunter Mahan	T22	68 72 75 68	283 58,592.86	Will MacKenzie	T47	70 74 71 73	288 16,921.67	Rich Beem	74	71 73 76 82	302 12,480.00
Rocco Mediate	T22	72 70 72 69	283 58,592.86	Kevin Sutherland	T47	71 72 75 70	288 16,921.67				
Camilo Villegas	T22	71 67 74 71	283 58,592.86	Martin Laird	T47	74 70 70 74	288 16,921.66				

The following players did not finish (C=cut, W=withdrew, DQ=disqualified)

C – 145 Woody Austin, Eric Axley, Brian Bateman, Jason Bohn, Greg Chalmers, Stewart Cink, Ben Crane, Paul Goydos, John Merrick, Ryan Moore, Nick O'Hern, Chez Reavie, Andres Romero, Aaron Watkins. 146- Angel Cabrera, Harrison Frazar, Colt Knost, Michael Letzig, Peter Lonard, Jarrod Lyle, Heath Slocum, Roland Thatcher, Kirk Triplett, Johnson Wagner, Jay Williamson. 147- Chris DiMarco, Jerry Kelly, James Nitties, Brett Quigley, Nicholas Thompson. 148- K.J. Choi, Paul Claxton, Glen Day, Steve Elkington, Padraig Harrington, Ryuji Imada, Greg Kraft, Marc Leishman, Troy Matteson, Rory Sabbatini, Vaughn Taylor. 149- Aaron Baddeley, David Duval, Sergio Garcia, J.B. Holmes, Richard S. Johnson, Spencer Levin, Rod Pampling, D.A. Points, Jeff Quinney, Curt Sanders, Webb Simpson, Dean Wilson. 150- J.J. Henry, Charles Howell III, Greg Owen, Carl Pettersson, Scott Piercy, Justin Rose, Vijay Singh, Kevin Strelman. 151- Tommy Armour III, Notah Begay III, Matt Kuchar, Stephen Leaney. 152- D.J. Trahan, Stuart Appleby, Derek Fathauer, Nathan Green, Todd Hamilton, Adam Scott, Jeev Milkha Singh, Mark Wilson. 153- Jason Gore. 154- Robert Garrigus, Casey Wittenberg. 155- Billy Mayfair. **W**- David Berganio, Jr., Kevin Na, Brad Adamonis, Scott McCarron, Marc Turnesa.

2010 Championship Summary



RORY MCILROY

Quail Hollow Club

Charlotte, NC

Par: 36-36-72

LEADERS: First Round—Bo Van Pelt opened with a 7-under-par 65 for a one stroke lead over Kenny Perry. Camilo Villegas trailed by two. Second Round—Billy Mayfair's 8-under-par 136 total leads by one over Angel Cabrera. Paul Goydos, J.P. Hayes, Dustin Johnson and Phil Mickelson trailed by two. Third Round—Mayfair is at 9-under-par 207 and leads by two over Davis Love III and Phil Mickelson. Cabrera, Henry and Johnson are three back and Rory McIlroy trails by four.

Purse: \$6,500,000

Date: April 28 - May 2, 2010

Yards: 7,469

WEATHER: Thursday: Sunny with an afternoon high of 80 degrees. Winds SW 5-10 mph. Friday: Sunny with temperatures in the lower 80s. Winds SW 10-15 mph. Saturday: Party cloudy and humid with an afternoon high of 82 degrees. Winds SSW 7-12 mph. Sunday: Sunny and warm with afternoon temperatures reaches 90. Winds SSW 10-15 mph.

CUT: 77 players at 1-over-par 145 from a field of 156 professionals.

WINNER: Rory McIlroy, 72-73-66-62—273 (15 under-par), \$1,170,000

PLAYER	POS.	SCORE	OFFICIAL MONEY	PLAYER	POS.	SCORE	OFFICIAL MONEY	PLAYER	POS.	SCORE	OFFICIAL MONEY
Phil Mickelson	2	70 68 71 68	277 702,000.00	Bubba Watson	T22	70 73 69 74	286 58,592.86	Carl Pettersson	T51	74 71 78 68	291 15,296.67
Angel Cabrera	3	70 67 73 68	278 442,000.00	Ryuji Imada	T29	74 71 73 69	287 38,711.12	Charley Hoffman	T51	72 72 69 78	291 15,296.67
Brendon de Jonge	4	70 73 70 66	279 312,000.00	Blake Adams	T29	73 71 72 71	287 38,711.12	Chris Tidland	T51	72 71 73 75	291 15,296.67
Bo Van Pelt	5	65 76 71 68	280 260,000.00	Chad Campbell	T29	72 70 74 71	287 38,711.12	Mark Calcavecchia	T57	71 74 73 74	292 14,365.00
Rickie Fowler	6	73 70 71 67	281 234,000.00	Chad Collins	T29	74 70 70 76	287 38,711.12	Brian Gay	T57	73 71 76 74	292 14,365.00
Padraig Harrington	T7	72 72 70 68	282 175,964.29	Bill Haas	T29	71 70 70 76	287 38,711.12	John Merrick	T57	72 70 76 74	292 14,365.00
Matt Jones	T7	74 71 69 68	282 175,964.29	Dustin Johnson	T29	73 65 72 77	287 38,711.12	Kenny Perry	T57	66 79 75 72	292 14,365.00
Scott McCarron	T7	70 75 67 70	282 175,964.29	Joe Ogilvie	T29	73 69 74 71	287 38,711.12	Brian Stuard	T57	69 76 71 76	292 14,365.00
Mark Wilson	T7	73 72 70 67	282 175,964.29	Heath Slocum	T29	69 74 70 74	287 38,711.12	Camilo Villegas	T57	67 72 73 80	292 14,365.00
Jim Furyk	T7	75 65 71 71	282 175,964.29	Chris Stroud	T29	73 71 71 72	287 38,711.12	Charles Howell III	T63	74 71 75 73	293 13,585.00
J.J. Henry	T7	68 71 71 72	282 175,964.29	Paul Goydos	T38	68 70 73 77	288 27,950.00	Rod Pampling	T63	70 75 73 75	293 13,585.00
Anthony Kim	T7	72 69 70 71	282 175,964.29	J.P. Hayes	T38	74 64 76 74	288 27,950.00	D.A. Points	T63	72 73 77 71	293 13,585.00
Billy Mayfair	T14	68 68 71 76	283 120,250.00	Geoff Ogilvy	T38	68 72 73 75	288 27,950.00	Kevin Sutherland	T63	72 68 73 80	293 13,585.00
Kevin Na	T14	72 69 73 69	283 120,250.00	Tim Petrovic	T38	74 71 73 75	288 27,950.00	Johnson Wagner	T63	73 70 74 76	293 13,585.00
Steve Marino	16	73 72 67 72	284 110,500.00	Lee Westwood	T38	73 72 71 72	288 27,950.00	Steve Wheatcroft	T63	75 70 71 78	293 13,585.00
Robert Allenby	T17	71 70 72 72	285 91,000.00	Henrik Bjornstad	T43	72 73 72 72	289 21,450.00	Stuart Appleby	T69	75 70 71 78	294 12,870.00
Tom Gillis	T17	71 69 74 71	285 91,000.00	Ross Fisher	T43	72 73 69 75	289 21,450.00	Michael Connell	T69	76 69 76 73	294 12,870.00
Davis Love III	T17	70 71 68 76	285 91,000.00	Jarrold Lyle	T43	71 72 75 71	289 21,450.00	Garth Mulroy	T69	69 71 74 80	294 12,870.00
Hunter Mahan	T17	71 71 73 70	285 91,000.00	Brett Quigley	T43	73 72 73 71	289 21,450.00	Greg Owen	T69	74 71 71 78	294 12,870.00
Aaron Price	T17	75 69 73 68	285 91,000.00	Andres Romero	T43	68 76 74 71	289 21,450.00	D.J. Trahan	T69	73 72 72 77	294 12,870.00
Ricky Barnes	T22	69 72 74 71	286 58,592.86	Greg Chalmers	T48	70 71 74 75	290 17,030.00	Roger Tambellini	74	74 71 76 75	296 12,480.00
Carlos Franco	T22	72 71 71 72	286 58,592.86	Brad Faxon	T48	68 75 73 74	290 17,030.00	Rocco Mediate	75	70 75 75 77	297 12,350.00
Lucas Glover	T22	71 71 74 70	286 58,592.86	Will MacKenzie	T48	71 74 70 75	290 17,030.00	Tim Herron	T76	71 74 75 78	298 12,155.00
Trevor Immelman	T22	74 68 71 73	286 58,592.86	Aaron Baddeley	T51	73 72 73 73	291 15,296.67	Brandt Snedeker	T76	70 75 76 77	298 12,155.00
Nick Watney	T22	70 71 72 73	286 58,592.86	Zach Johnson	T51	71 73 73 74	291 15,296.67				
Jason Day	T22	73 71 69 73	286 58,592.86	Bill Lunde	T51	73 72 73 73	291 15,296.67				

The following players did not finish (C=cut, W=withdrew, DQ=disqualified)

C – 146 Kris Blanks, Jason Bohn, Alex Cejka, Matt Kuchar, Troy Matteson, Ryan Moore, Scott Piercy, Ted Purdy, Chez Reavie, John Senden, Vaughn Taylor, David Toms. 147- Michael Allen, Jonathan Byrd, Stewart Cink, Fred Couples, Brian Davis, David Duval, J.B. Holmes, Martin Laird, Derek Lamely, Cortland Lowe, David Lutterus, Jeff Maggert, George McNeill, Jeff Overton, Pat Perez, Alex Prugh, Webb Simpson, Kevin Stadler. 148- Ben Curtis, Harrison Frazar, Mathew Goggin, Fredrik Jacobson, Spencer Levin, James Nitties, Cameron Percy, Chris Riley, Josh Teater, Jimmy Walker, Charles Warren, Garrett Willis. 149- Rich Barcelo, Matt Bettencourt, James Driscoll, Sean O'Hair, Nick O'Hern, Vijay Singh, Kevin Streelman, Cameron Tringale. 150- Woody Austin, Bryce Molder, Rory Sabbatini, Jerod Turner, Boo Weekly. 151- Nathan Green, Richard S. Johnson, Adam Scott, Roland Thatcher. 152- Martin Flores, Troy Merritt. 153- Cameron Beckman, Jeff Quinney, Omar Uresti, Tiger Woods. 154- Craig Bowden, Steve Lowery, Vance Veazey. 155- Notah Begay III, Jason Dufner. 156- Nicholas Thompson. 157- Jeff Klauk. 158- Kevin Johnson, Willis Ring. 165- Jeff Peck. W- Parker McLachlin, Greg Kraft.

2011 Championship Summary



LUCAS GLOVER

Quail Hollow Club

Charlotte, NC

Par: 36-36-72

LEADERS: First Round—Bill Haas opened with an 8-under-par 64 for a stwo stroke lead over Jonathan Byrd and David Toms. Second Round—Pat Perez shot a 65 and his 12-under 132 total led Byrd and Haas by two. Lucas Glover and Phil Mickelson were three strokes back. Third Round—Byrd's 15-under 201 total is one stroke better than Perez and three ahead of Glover and Stewart Cink.

Purse: \$6,500,000

Date: May 5-8, 2011

Yards: 7,469

CUT: 84 players at even-par 144 from a field of 156 professionals. A second cut was made following the third round to 71 players at even-par 216.

WEATHER: Thursday: Mostly sunny and cool with a high of 68 degrees and winds SSW at 5-10 mph. Friday: Mostly cloudy and cool with late-morning thunderstorms and 71 degrees. Second-round play was suspended at 10:51 a.m. due to lightning. Play resumed at 12:12 p.m. for a 1-hour, 21 minute delay. Afternoon tee times were delayed 1 hour, 20 minutes. Saturday: Dense morning fog forced a 90-minute delay to the start of the third round with sunny skies the rest of the day and a high of 77. Sunday: Partly cloudy with temperatures reaching 80 and winds W at 8-12 mph.

PLAY-OFF: Lucas Glover def. Jonathan Byrd with a par-4 on first playoff hole (18).

WINNER: Lucas Glover, 67-68-69-69—273 (15 under-par), \$1,170,000

PLAYER	POS.	SCORE	OFFICIAL MONEY	PLAYER	POS.	SCORE	OFFICIAL MONEY	PLAYER	POS.	SCORE	OFFICIAL MONEY			
Jonathan Byrd.....	2	66 68 67 72	273	702,000.00	Edoardo Molinari.....	T28	72 71 71 68	282	44,200.00	Brendan Steele.....	T55	77 66 72 71	286	14,755.00
Rory Sabbatini.....	3	72 71 66 65	274	442,000.00	Tag Ridings.....	T28	71 69 73 69	282	44,200.00	Charles Howell III.....	T59	73 71 71 72	287	14,300.00
Bill Haas.....	4	64 70 71 70	275	312,000.00	Justin Rose.....	T28	71 73 69 69	282	44,200.00	Alex Prugh.....	T59	75 68 73 71	287	14,300.00
Kevin Na.....	5	69 69 67 71	276	260,000.00	Jason Bohn.....	T33	71 67 75 70	283	30,170.84	Cameron Tringale.....	T59	70 72 72 73	287	14,300.00
Bobby Gates.....	T6	69 70 69 69	277	217,750.00	J.J. Henry.....	T33	73 71 70 69	283	30,170.84	Martin Kaymer.....	T62	70 71 73 74	288	13,975.00
Zach Johnson.....	T6	73 69 67 68	277	217,750.00	John Rollins.....	T33	73 68 74 68	283	30,170.84	Paul Stankowski.....	T62	75 69 70 74	288	13,975.00
Pat Perez.....	T6	67 65 70 75	277	217,750.00	D.J. Trahan.....	T33	70 73 70 70	283	30,170.84	Jarrold Lyle.....	T64	71 71 73 74	289	13,585.00
Phil Mickelson.....	T9	69 66 74 69	278	150,428.58	Jim Herman.....	T33	68 74 70 71	283	30,170.83	Joe Ogilvie.....	T64	72 71 71 75	289	13,585.00
Stewart Cink.....	T9	71 65 68 74	278	150,428.58	Billy Horschel.....	T33	73 66 73 71	283	30,170.83	Chris Stroud.....	T64	72 71 69 77	289	13,585.00
Robert Garrigus.....	T9	72 67 70 69	278	150,428.57	Kent Jones.....	T33	72 70 71 70	283	30,170.83	Michael Thompson.....	T64	73 69 70 77	289	13,585.00
Padraig Harrington.....	T9	69 72 69 68	278	150,428.57	Ryan Moore.....	T33	69 69 72 73	283	30,170.83	Ryuji Imada.....	T68	69 70 76 75	290	13,130.00
J.B. Holmes.....	T9	70 72 65 71	278	150,428.57	Jeff Overton.....	T33	70 71 71 71	283	30,170.83	Jimmy Walker.....	T68	75 69 71 75	290	13,130.00
Carl Pettersson.....	T9	66 68 72 70	278	150,428.57	John Senden.....	T33	74 64 72 73	283	30,170.83	Gary Woodland.....	T68	72 71 68 79	290	13,130.00
Vijay Singh.....	T9	68 68 73 69	278	150,428.57	Bo Van Pelt.....	T33	71 67 72 73	283	30,170.83	Richard S. Johnson.....	71	74 69 73 77	293	12,870.00
Brian Davis.....	T16	70 67 69 73	279	97,500.00	Johnson Wagner.....	T33	73 71 68 71	283	30,170.83	Bill Lunde.....	T72	73 71 73 217	12,545.00	
Rickie Fowler.....	T16	68 72 68 71	279	97,500.00	Chez Reavie.....	T45	69 73 73 69	284	20,150.00	David Mathis.....	T72	73 69 75 217	12,545.00	
Davis Love III.....	T16	70 69 68 72	279	97,500.00	Kyle Stanley.....	T45	72 71 69 72	284	20,150.00	Heath Slocum.....	T72	73 70 74 217	12,545.00	
Hunter Mahan.....	T16	72 70 67 70	279	97,500.00	Boo Weekley.....	T45	71 72 71 70	284	20,150.00	Scott Stallings.....	T72	70 74 73 217	12,545.00	
Andres Romero.....	T16	71 67 67 74	279	97,500.00	Mathew Goggin.....	T48	70 74 72 69	285	16,157.15	Arjun Atwal.....	76	72 71 75 218	12,220.00	
Matt Jones.....	T21	70 69 69 72	280	72,800.00	Marc Leishman.....	T48	73 71 71 70	285	16,157.15	Scott Gutschewski.....	T77	71 73 75 219	12,025.00	
Steve Marino.....	T21	70 67 71 72	280	72,800.00	Robert Allenby.....	T48	72 71 69 73	285	16,157.14	Bio Kim.....	T77	73 71 75 219	12,025.00	
Webb Simpson.....	T21	70 67 74 69	280	72,800.00	Alex Cejka.....	T48	71 68 70 76	285	16,157.14	George McNeill.....	79	73 71 76 220	11,830.00	
Jim Furyk.....	T24	72 72 69 68	281	55,412.50	Brendon de Jonge.....	T48	75 68 71 71	285	16,157.14	Hunter Haas.....	T80	72 72 77 221	11,635.00	
Tim Herron.....	T24	70 69 73 69	281	55,412.50	Charles Warren.....	T48	72 68 73 72	285	16,157.14	Michael Putnam.....	T80	71 73 77 221	11,635.00	
Trevor Immelman.....	T24	73 70 71 67	281	55,412.50	Bubba Watson.....	T48	72 68 73 72	285	16,157.14	Chad Campbell.....	T82	71 71 80 222	11,310.00	
David Toms.....	T24	66 72 71 72	281	55,412.50	James Driscoll.....	T55	74 69 71 72	286	14,755.00	Nathan Green.....	T82	73 71 78 222	11,310.00	
Steven Bowditch.....	T28	71 68 72 71	282	44,200.00	Brandt Jobe.....	T55	69 73 73 71	286	14,755.00	Anthony Kim.....	T82	70 74 78 222	11,310.00	
Sergio Garcia.....	T28	69 69 74 70	282	44,200.00	Billy Mayfair.....	T55	69 72 74 70	286	14,755.00					

The following players did not finish (C=cut, W=withdrew, DQ=disqualified)

C-145- Stuart Appleby, Kevin Chappell, Chad Collins, Michael Connell, Ben Curtis, Joe Durant, Steve Flesch, Fabian Gomez, Robert Karlsson, Ben Martin, William McGirt, Kevin Sutherland, Vaughn Taylor, Peter Tomasulo, Fredrik Jacobsen, Marc Turnesa. 146- Joseph Bramlett, Paul Casey, Josh Teater, Rocco Mediate, Martin Laird, Paul Goydos, Charley Hoffman, Sunghoon Kang, Cameron Beckman, Keegan Bradley, Greg Chalmers. 147- Kris Blanks, Tommy Gainey, Troy Matteson, Rory McIlroy, Zack Miller, Jhonattan Vegas, Sam Saunders. 148- Bryce Molder, J.P. Hayes, David Duval, Rich Beem, Blake Adams. 149- Tim Petrovic, D.A. Points, Troy Merritt, Camilo Villegas, Willie Wood, Lanto Griffin. 150- Mark Wilson, Jim Renner, Chris DiMarco, Chris Kirk. 151- Derek Lamely, Dustin Johnson, D.J. Brigrman, Henrik Stenson, Nick Watney, Dean Wilson, Jeff Maggert, Brad Faxon. 152- Justin Hicks. 153- Kevin Kisner, Colt Knost, Garrett Willis, Shaun Micheel. 154- Bryan Bigley. 155- Jeff Klauk, David Hearn. 156- Daniel Summerhays. 158- Todd Camplin. W- Matt Bettencourt.

2012 Championship Summary



RICKIE FOWLER

Quail Hollow Club

Charlotte, NC

Par: 36-36 – 72

LEADERS: First Round—Ryan Moore, Stewart Cink, and Webb Simpson all opened with a 7-under-par 65 for a one-stroke lead over Rickie Fowler and four others. Second Round—Nick Watney shot a 64 and his 12-under-par total led Simpson by one and four others by two. Fowler trailed by six. Third Round—Simpson's 14-under 202 total was one stroke better than Moore and D.A. Points. Rory McIlroy and Watney trailed by two and Fowler by three.

Purse: \$6,500,000

Date: May 3 – 6, 2012

Yards: 7,444

WEATHER: Thursday: Sunny and warm with a high of 89 degrees. Winds SW 8-12 mph. Friday: Partly cloudy with a high of 85 degrees. WSW winds 5-10 mph. Saturday: Partly cloudy with a high of 86 degrees. W winds 5-10 mph. Sunday: Mostly cloudy turning to partly cloudy in the afternoon with a high of 79 degrees. NE winds 10-15 mph.

PLAY-OFF: Rickie Fowler def. Rory McIlroy and D.A. Points with a birdie-3 on the first playoff hole (18).

CUT: 74 players at 1-under-par 143 from a field of 156 professionals.

WINNER: Rickie Fowler, 66-72-67-69—274 (14 under-par), \$1,170,000

PLAYER	POS.	SCORE	OFFICIAL MONEY	PLAYER	POS.	SCORE	OFFICIAL MONEY	PLAYER	POS.	SCORE	OFFICIAL MONEY			
Rory McIlroy	T2	70-68-66-70	274	572,000.00	Will Claxton	T26	71-72-70-69	282	47,125.00	Jeff Overton	T48	68-71-70-77	286	16,536.00
D.A. Points	T2	66-68-69-71	274	572,000.00	Kevin Stadler	T26	68-74-70-70	282	47,125.00	Hunter Mahan	T53	73-68-75-71	287	15,047.50
Webb Simpson	4	65-68-69-73	275	312,000.00	Sunghoon Kang	T26	71-70-70-71	282	47,125.00	Ryuji Imada	T53	69-72-72-74	287	15,047.50
Lee Westwood	T5	71-72-68-66	277	237,250.00	Martin Laird	T26	72-70-69-71	282	47,125.00	Kevin Chappell	T53	72-71-71-73	287	15,047.50
Ben Curtis	T5	69-70-71-67	277	237,250.00	Phil Mickelson	T26	71-72-68-71	283	47,125.00	Tom Gillis	T53	73-68-69-77	287	15,047.50
Ryan Moore	T5	65-70-68-75	277	237,250.00	Ken Duke	T32	72-71-72-68	283	34,450.00	Gary Christian	T57	73-70-74-71	288	14,235.00
Nick Watney	8	68-64-72-74	278	201,500.00	Josh Teater	T32	69-73-71-70	283	34,450.00	Sang-Moon Bae	T57	69-69-77-73	288	14,235.00
Jonathan Byrd	T9	69-69-72-69	279	156,000.00	Roberto Castro	T32	68-72-72-71	283	34,450.00	Chris Kirk	T57	75-67-73-73	288	14,235.00
James Driscoll	T9	71-70-69-69	279	156,000.00	Heath Slocum	T32	69-67-75-72	283	34,450.00	J.J. Henry	T57	73-69-71-75	288	14,235.00
Jason Day	T9	70-70-69-70	279	156,000.00	Billy Mayfair	T32	67-71-73-72	283	34,450.00	Andres Romero	T57	70-71-73-74	288	14,235.00
Brian Davis	T9	66-74-69-70	279	156,000.00	Spencer Levin	T32	72-68-70-73	283	34,450.00	Brian Harman	T57	67-74-72-75	288	14,235.00
Seung-Yul Noh	T9	68-70-70-71	279	156,000.00	Camilo Villegas	T32	71-70-69-73	283	34,450.00	Cameron Tringale	T57	69-74-70-75	288	14,235.00
Jonas Blixt	T9	68-73-67-71	279	156,000.00	Pat Reed	T32	66-74-69-74	283	34,450.00	J.B. Holmes	T57	71-71-69-77	288	14,235.00
Sean O'Hair	T15	72-69-69-70	280	100,750.00	Chad Campbell	T40	72-71-72-69	284	24,700.00	David Hearn	T65	70-72-76-71	289	13,455.00
David Toms	T15	74-65-70-71	280	100,750.00	John Merrick	T40	70-68-74-72	284	24,700.00	Aaron Baddeley	T65	69-73-75-72	289	13,455.00
Robert Garrigus	T15	69-72-68-71	280	100,750.00	Rocco Mediate	T40	68-69-75-72	284	24,700.00	Marc Leishman	T65	75-67-74-73	289	13,455.00
George McNeill	T15	70-68-68-75	280	100,750.00	Brendon de Jonge	T40	67-73-72-72	284	24,700.00	Johnson Wagner	T65	71-66-74-78	289	13,455.00
John Senden	T15	66-68-72-74	280	100,750.00	Tommy Gainey	T40	68-72-69-75	284	24,700.00	Zach Johnson	T69	70-71-77-72	290	13,000.00
Stewart Cink	T15	65-69-71-75	280	100,750.00	Richard H. Lee	T40	70-69-69-76	284	24,700.00	Brandt Jobe	T69	72-70-72-75	290	13,000.00
Arjun Atwal	T21	68-69-75-69	281	67,600.00	Troy Matteson	T46	74-69-70-72	285	19,500.00	Kyle Reifers	T69	70-72-69-79	290	13,000.00
Hunter Haas	T21	68-68-75-70	281	67,600.00	Carl Pettersson	T46	69-72-70-74	285	19,500.00	Gavin Coles	72	72-71-75-74	292	12,740.00
Martin Flores	T21	68-70-71-72	281	67,600.00	Jimmy Walker	T48	69-73-73-71	286	16,536.00	Alexandre Rocha	73	68-75-73-77	293	12,610.00
Ben Crane	T21	70-64-73-74	281	67,600.00	Brendan Steele	T48	71-72-71-72	286	16,536.00	Harris English	74	70-72-77-75	294	12,480.00
Geoff Ogilvy	T21	71-70-65-75	281	67,600.00	Dicky Pride	T48	69-72-73-72	286	16,536.00					
Jim Furyk	T26	71-71-71-69	282	47,125.00	Robert Karlsson	T48	71-67-73-75	286	16,536.00					

The following players did not finish (C=cut, W=withdrew, DQ=disqualified)

C – 144- Chris Couch, Jhonattan Vegas, Angel Cabrera, Matt Bettencourt, Henrik Stenson, Mike Weir, Tiger Woods, Mathew Goggin, Greg Owen, Patrick Sheehan, Pat Perez, Marco Dawson, Charlie Wi, Chris Stroud, Trevor Immelman, Nathan Green, Garth Mulroy, Kevin Kisner. 145- Michael Thompson, Vijay Singh, Scott Brown, Ted Potter Jr., Kyle Thompson, David Mathis, Steve Flesch, J.J. Killeen, Stuart Appleby, Bill Haas, Kyle Stanley, Colt Knost, Steve Wheatcroft. 146- Stephen Gangloff, Chez Reavie, Keegan Bradley, Joe Ogilvie. 147- Blake Adams, Stephen Ames, Retief Goosen, Robert Allenby, John Huh, William McGirt, Jamie Lovemark. 148- Hank Kuehne, Vaughn Taylor, Edward Loar, Daniel Summerhays, Rory Sabbatini, Tim Clark, Lucas Glover, Kris Blanks. 149- Jason Bohn, Marco Dawson, Brendon Todd, Tommy Biershenk, Jeff Maggert, Bill Lunde, Derek Lamely, Kevin Na. 150- Mark Wilson, Cameron Beckman, Erik Compton, Mark Anderson, David Duval, Russell Knox, Charles Howell, Miguel Angel Carballo, Jason Kokrak. 151- Bobby Gates, Scott Stallings, Tom Pernice Jr. 152- Billy Hurley III, Frank Adams III. 153- Rick Lewallen, Nick Flanagan. 154- Nick O'Hern. 155- Bryan Bigley. 148- Scott Dunlap. **W-** Troy Kelly, Bo Van Pelt, Charlie Beljan, Anthony Kim, D.J. Trahan.

2013 Championship Summary



DEREK ERNST

Quail Hollow Club

Charlotte, NC

Par: 36-36 – 72

LEADERS: First Round—Rory McIlroy, Ryan Moore, Nick Watney, Nate Smith, Robert Garrigus, Derek Ernst and Daniel Summerhays open with 5-under-par 67s. Second Round—Phil Mickelson shoots a 5-under 67 and his 9-under-par total led Scott Gardiner, George McNeill and Watney by two strokes. Ernst trailed by three. Third Round—Mickelson adds a 73 and is tied with Watney at 8-under. McNeill trailed by one while Ernst and David Lynn were two strokes back.

CUT: 84 players at 2-over 146 from a field of 156 professionals. 72 players made the 54-hole cut at 4-over 220.

Purse: \$6,700,000

Date: May 2 – 5, 2013

Yards: 7,492

WEATHER: Thursday: Cloudy with a high of 67.

Winds NE at 10-15 mph. Friday: Cloudy with an afternoon high of 67. Winds ENE at 10-15 mph with gusts to 25 mph. Saturday: Cloudy with a high of 62. Winds NNE at 10-15 mph. Sunday: Cloudy, breezy and cooler with showers and a high of 59. Winds ENE at 15-20 mph, gusting to 30 mph. Due to threat of inclement weather, final-round tee times took place between 6:45-8:46 a.m. in threesomes of Nos. 1 and 10.

PLAY-OFF: Derek Ernst def. David Lynn with a par-4 on first playoff hole (18).


WINNER: Derek Ernst, 67-71-72-70—280 (8 under-par), \$1,206,000

PLAYER	POS.	SCORE	OFFICIAL MONEY	PLAYER	POS.	SCORE	OFFICIAL MONEY	PLAYER	POS.	SCORE	OFFICIAL MONEY
David Lynn	2	71 68 71 70 280	723,600.00	Robert Allenby	T27	76 70 71 70 287	47,570.00	Dicky Pride	T58	71 71 75 75 292	14,874.00
Phil Mickelson	3	68 67 73 73 281	455,600.00	Lucas Glover	T27	68 71 73 75 287	47,570.00	Boo Weekley	T58	68 75 77 72 292	14,874.00
Lee Westwood	T4	70 68 72 72 282	294,800.00	Jordan Spieth	T32	69 71 75 73 288	37,073.34	Trevor Immelman	T58	70 72 78 72 292	14,874.00
Robert Karlsson	T4	69 72 69 72 282	294,800.00	Josh Teater	T32	72 73 71 72 288	37,073.34	Steve Marino	T61	71 72 73 77 293	14,405.00
Kyle Stanley	T6	74 68 73 68 283	216,912.50	Webb Simpson	T32	70 74 71 73 288	37,073.33	Gary Woodland	T61	70 73 74 76 293	14,405.00
Bo Van Pelt	T6	74 70 68 71 283	216,912.50	Ted Potter, Jr.	T32	71 70 75 72 288	37,073.33	Steven Bowditch	T61	69 76 73 75 293	14,405.00
Kevin Streelman	T6	68 72 71 72 283	216,912.50	Pat Perez	T32	76 69 72 71 288	37,073.33	Will Claxton	T61	73 73 73 74 293	14,405.00
Ryan Moore	T6	67 75 68 73 283	216,912.50	Patrick Reed	T32	70 74 73 71 288	37,073.33	Zach Johnson	T65	68 72 77 77 294	13,936.00
Ross Fisher	T10	70 71 73 70 284	148,516.67	James Driscoll	T38	70 72 73 74 289	28,810.00	Roberto Castro	T65	71 73 74 76 294	13,936.00
Charles Howell III	T10	72 72 69 71 284	148,516.67	Martin Flores	T38	73 71 72 73 289	28,810.00	Hunter Haas	T65	75 71 73 75 294	13,936.00
Vaughn Taylor	T10	70 72 71 71 284	148,516.67	Bud Cauley	T38	70 73 73 73 289	28,810.00	Casey Wittenberg	T68	73 71 74 77 295	13,534.00
Rory McIlroy	T10	67 71 73 73 284	148,516.67	Geoff Ogilvy	T38	74 72 71 72 289	28,810.00	Matteo Manassero	T68	71 75 73 76 295	13,534.00
Brian Harman	T10	70 70 71 73 284	148,516.66	Scott Brown	T38	74 71 75 69 289	28,810.00	Brad Fritsch	T68	71 72 77 75 295	13,534.00
Nick Watney	T10	67 70 71 76 284	148,516.66	Daniel Summerhays	T43	67 73 75 75 290	20,904.00	Angel Cabrera	T71	73 69 75 80 297	13,266.00
Luke List	T16	71 75 71 68 285	97,150.00	Lee Williams	T43	73 71 71 75 290	20,904.00	Luke Guthrie	T72	74 69 75 84 302	13,132.00
Henrik Norlander	T16	74 70 69 72 285	97,150.00	Richard H. Lee	T43	73 70 72 75 290	20,904.00	Kevin Sutherland	T73	73 73 75 221	12,596.00
D.H. Lee	T16	72 71 69 73 285	97,150.00	David Hearn	T43	69 72 75 74 290	20,904.00	Matt Jones	T73	73 73 75 221	12,596.00
Sergio Garcia	T16	72 68 72 73 285	97,150.00	Russell Henley	T43	69 71 73 77 290	20,904.00	Doug LaBelle II	T73	74 72 75 221	12,596.00
D.A. Points	T16	71 69 71 74 285	97,150.00	Rod Pampling	T43	69 69 74 78 290	20,904.00	Hunter Mahan	T73	73 72 76 221	12,596.00
George McNeill	T16	69 68 72 76 285	97,150.00	Brendon de Jonge	T43	74 71 72 73 290	20,904.00	Mike Weir	T73	72 73 76 221	12,596.00
John Rollins	T22	69 74 72 71 286	64,320.00	Chris Kirk	T50	72 71 72 76 291	15,828.75	Rickie Fowler	T73	72 72 77 221	12,596.00
Jimmy Walker	T22	71 72 73 70 286	64,320.00	Peter Tomasulo	T50	71 73 72 75 291	15,828.75	Kevin Stadler	T73	73 71 77 221	12,596.00
Scott Gardiner	T22	70 67 76 73 286	64,320.00	Ryo Ishikawa	T50	73 73 71 74 291	15,828.75	Chris Stroud	T80	71 75 76 222	11,926.00
John Merrick	T22	74 71 68 73 286	64,320.00	Stuart Appleby	T50	71 71 75 74 291	15,828.75	Jonathan Byrd	T80	72 73 77 222	11,926.00
John Senden	T22	70 73 67 76 286	64,320.00	Jason Kokrak	T50	68 70 73 80 291	15,828.75	Kevin Chappell	T80	73 71 78 222	11,926.00
Robert Garrigus	T27	67 72 75 73 287	47,570.00	James Hahn	T50	72 74 72 73 291	15,828.75	Justin Hicks	T83	74 72 78 224	11,658.00
Brian Davis	T27	72 74 69 72 287	47,570.00	Nate Smith	T50	67 74 77 73 291	15,828.75				
Shawn Stefani	T27	69 73 72 73 287	47,570.00	Tommy Gainey	T50	74 72 73 72 291	15,828.75				

The following players did not finish (C=cut, W=withdrew, DQ=disqualified)

Cut – 147- Nicolas Colsaerts, Scott Langley, Jesper Parnevik, Martin Laird, Sean O’Hair, Rory Sabbatini, John Huh, Tag Ridings, Colt Knost, David Lingmerth, Chez Reavie, Brandt Jobe, Michael Letzig, Bobby Gates. 148- Troy Matteson, Neal Lancaster, Bubba Watson, Jason Bohn, Joey Snyder III, Jack Fields, Andres Gonzales, Martin Kaymer, Andrew Svoboda, Donald Constable, Jeff Gove, Jim Herman. 149- Fabian Gomez, Chad Campbell, Brendan Steele, Jeff Maggert, Tom Gillis, Andres Romero, Camilo Villegas, Cameron Percy, Charles Frost, Morgan Hoffmann, Joe Ogilvie, Seung-Yul Noh, Bill Haas, Johnson Wagner, J.J. Henry, Wes Short, Jr., Robert Streb, Darron Stiles, Joey McLister, Kelly Mitchum, John Peterson. 150- Ben Curtis, Ken Duke, Aaron Watkins, Jerry Kelly, Scott Stallings, Michael Bradley. 151- Ricky Barnes, Scott Verplank, David Mathis. 152- Henrik Stenson, Ben Kohles, Cameron Tringale, Alistair Presnell, Erik Compton, Jonas Blixt, Steve LeBrun, Justin Bolli, Eric Meierdierks. 153- Brian Stuard, Nicholas Thompson, Charlie Beljan, Jin Park, Stephen Ames. 154- Paul Haley II. 155- Padraig Harrington, Greg Owen

2014 Championship Summary



J.B. HOLMES

Quail Hollow Club

Charlotte, NC

Par: 36-36 – 72

LEADERS: First Round—Angel Cabrera opens with 6-under 66. Phil Mickelson, Martin Flores trail by one. Second Round—Cabrera and Flores are tied at 9-under 135. Justin Rose is one stroke back and Shawn Stefani is two back. Third Round—J.B. Holmes shoots 6-under 66 for a 13-under 203 total. Flores is one back and Mickelson shoots a 63 to trail by two at 11 under.

Purse: \$6,900,000

Date: May 1 – 4, 2014

Yards: 7,562

CUT: 73 players at 1-over 145 from a field of 156 professionals.

WEATHER: Thursday: Mostly cloudy and breezy with a high of 76 degrees. Friday: Mostly cloudy with highs in the lower 70s. Saturday: Sunny with highs in the mid-70s winds 6-12 mph. Sunday: Sunny and warm with highs in the mid-80s, winds 10-18 mph.


WINNER: J.B. Holmes, 70-67-66-71—274 (-14), \$1,242,000

PLAYER	POS.	SCORE	OFFICIAL MONEY	PLAYER	POS.	SCORE	OFFICIAL MONEY	PLAYER	POS.	SCORE	OFFICIAL MONEY			
Jim Furyk.....	2	72-69-69-65	275	745,200.00	Robert Streb.....	T23	71-69-71-73	284	58,157.14	Ted Potter, Jr.	T50	72-73-74-69	288	16,642.80
Martin Flores.....	3	67-68-69-72	276	469,200.00	Wes Roach.....	T23	71-71-69-73	284	58,157.14	Hunter Mahan.....	T50	72-73-72-71	288	16,642.80
Jason Bohn.....	4	73-67-67-70	277	331,200.00	John Merrick.....	T23	71-70-70-73	284	58,157.14	Retief Goosen.....	T50	70-70-74-74	288	16,642.80
Justin Rose.....	5	69-67-71-71	278	276,000.00	Mark Wilson.....	T23	72-72-66-74	284	58,157.14	Ben Martin.....	T50	71-73-69-75	288	16,642.80
Brendon de Jonge	T6	80-62-68-69	279	239,775.00	Scott Brown	T30	71-73-70-71	285	40,106.25	Danny Lee.....	T50	71-71-70-76	288	16,642.80
Kevin Kisner	T6	72-66-68-73	279	239,775.00	Brendan Steele.....	T30	72-72-69-72	285	40,106.25	Robert Allenby.....	T55	73-72-73-71	289	15,801.00
Rory Sabbatini	T8	74-68-71-67	280	200,100.00	Martin Laird.....	T30	69-70-73-73	285	40,106.25	Daniel Summerhays.....	T55	70-72-72-75	289	15,801.00
Roberto Castro.....	T8	71-70-69-70	280	200,100.00	Chris Kirk.....	T30	71-70-71-73	285	40,106.25	Josh Teater.....	T57	72-73-75-70	290	15,456.00
Rory McIlroy.....	T8	69-76-65-70	280	200,100.00	Vijay Singh.....	T30	69-72-71-73	285	40,106.25	Will Wilcox.....	T57	71-72-73-74	290	15,456.00
Kevin Chappell.....	T11	73-70-70-68	281	158,700.00	Ricky Barnes.....	T30	72-72-68-73	285	40,106.25	Mike Weir.....	T57	72-71-70-77	290	15,456.00
Michael Thompson.....	T11	71-69-69-72	281	158,700.00	Derek Ernst.....	T30	73-68-70-74	285	40,106.25	Cameron Tringale.....	T60	74-68-79-70	291	14,904.00
Phil Mickelson.....	T11	67-75-63-76	281	158,700.00	Angel Cabrera.....	T30	66-69-75-75	285	40,106.25	Brian Davis.....	T60	74-71-75-71	291	14,904.00
Kevin Streelman.....	T14	72-69-71-70	282	120,750.00	Rickie Fowler.....	T38	74-71-74-67	286	28,980.00	Kyle Stanley.....	T60	74-71-75-71	291	14,904.00
Zach Johnson.....	T14	71-70-69-72	282	120,750.00	Sang-Moon Bae.....	T38	72-71-71-72	286	28,980.00	Heath Slocum.....	T60	77-68-74-72	291	14,904.00
Geoff Ogilvy.....	T14	72-67-70-73	282	120,750.00	Hideki Matsuyama.....	T38	69-72-72-73	286	28,980.00	Michael Putnam.....	T60	73-69-72-77	291	14,904.00
Jonathan Byrd.....	T14	68-71-70-73	282	120,750.00	Scott Langley.....	T38	70-71-71-74	286	28,980.00	Brian Harman.....	T65	70-74-78-70	292	14,352.00
Ryan Moore.....	T18	70-71-76-66	283	89,976.00	Bud Cauley.....	T38	71-71-70-74	286	28,980.00	Kevin Tway.....	T65	73-72-75-72	292	14,352.00
Gary Woodland.....	T18	71-72-68-72	283	89,976.00	Webb Simpson.....	T38	68-73-70-75	286	28,980.00	Davis Love III.....	T65	75-68-74-75	292	14,352.00
Charles Howell III.....	T18	69-71-70-73	283	89,976.00	David Hearn.....	T44	70-74-71-72	287	20,861.00	Johnson Wagner.....	68	75-70-73-75	293	14,076.00
Kevin Na.....	T18	69-72-69-73	283	89,976.00	Bill Haas.....	T44	75-70-70-72	287	20,861.00	Justin Hicks.....	T69	74-71-74-76	295	13,800.00
Martin Kaymer.....	T18	69-69-70-75	283	89,976.00	Andrew Svoboda.....	T44	72-72-69-74	287	20,861.00	Jim Renner.....	T69	71-74-74-76	295	13,800.00
Jason Kokrak.....	T23	75-68-73-68	284	58,157.15	Shawn Stefani.....	T44	69-68-75-75	287	20,861.00	Carl Pettersson.....	T69	73-71-74-77	295	13,800.00
Y.E. Yang.....	T23	73-72-71-68	284	58,157.15	Pat Perez.....	T44	73-71-66-77	287	20,861.00	Bronson La'Cassie.....	72	71-73-77-75	296	13,524.00
Stewart Cink.....	T23	68-70-74-72	284	58,157.14	Ernie Els.....	T44	76-67-67-77	287	20,861.00	Jim Herman.....	73	76-68-72-81	297	13,386.00

The following players did not finish (C=cut, W=withdrew, DQ=disqualified)

C – 146- Richard H. Lee, Greg Chalmers, Brian Gay, George McNeill, Jeff Overton, Jamie Lovemark, Billy Hurley III, Fielding Brewbaker, Brian Stuard, Stephen Ames, John Rollins, Jhonattan Vegas, Jonas Blixt, Scott Gardiner. 147- Bo Van Pelt, Spencer Levin, Woody Austin, Lee Westwood, Thorbjorn Olesen, Chris Stroud, Nicolas Colsaerts, James Driscoll, Chad Collins, Scott McCarron, Seung-Yul Noh, Lee Williams, Andrew Loupe. 148- David Lingmerth, Ben Crane, D.H. Lee, Joe Ogilvie, John Peterson, Troy Merritt, Peter Malnati, D.A. Points, Jimmy Walker, Darren Clarke, Brendon Todd, Nick Watney, Nicholas Thompson, Robert Karlsson. 149- Steve Marino, Will MacKenzie, Stuart Appleby, Ben Curtis, Scott Stallings, Trevor Immelman, Tim Wilkinson, Dustin Bray, Lucas Glover, Harrison Frazar, Jason Gore, Morgan Hoffmann, Jamie Donaldson. 150- K.J. Choi, Andres Romero, Padraig Harrington, Harold Varner III, Gonzalo Fdez-Castano, Brice Garnett, Charlie Beljan, Charlie Wi, Hudson Swafford, Kevin Foley, Hunter Green. 151- Sean O'Hair, Russell Henley, Rod Perry, Matt Jones. 152- Tommy Gainey, Tyrone VanAswegen, Camilo Villegas. 153- J.J. Henry, Frank Lickliter II, Kelly Mitchum, Chesson Hadley, Troy Matteson. 154- Paul Goydos. 155- William McGirt, James Hahn. 159- Ben Kohles. **WD**– Peter Hanson, Brad Fritsch.

2015 Championship Summary



RORY MCILROY

Quail Hollow Club

Charlotte, NC

Par: 36-36 – 72

LEADERS: First Round—Robert Streb opens with 7-under-par 65 to lead Kevin Chappell and Patrick Reed by one stroke. Second Round—Streb and Webb Simpson are both 10-under 134 and share a two-shot lead over Rodgers and Martin Flores. Third Round—Rory McIlroy shoots a course record 61 and his 18-under 198 total is good for a four-stroke lead over Simpson.

CUT: 36 Holes: 81 players at even-par 144 from a field of 156 professionals. 54 Holes: 73 players at even-par 216.

Purse: \$6,900,000

Date: May 1 – 4, 2014

Yards: 7,562

WEATHER: Thursday: Sunny, with a high of 79. Variable wind at 6-12 mph. Friday: Partly cloudy, with a high of 79. Wind variable a 6-12 mph. Saturday: SSW wind at 7-12 mph. Partly cloudy, with a high of 85. Sunday: Mostly cloudy, with highs in upper-80s. Wind SW at 6-12 mph.

WINNER: Rory McIlroy, 70-67-61-69—267 (-21), \$1,278,000

PLAYER	POS.	SCORE	OFFICIAL MONEY	PLAYER	POS.	SCORE	OFFICIAL MONEY	PLAYER	POS.	SCORE	OFFICIAL MONEY			
Patrick Rodgers.....	T2	68-68-70-68	274	624,800.00	Morgan Hoffmann.....	T28	72-70-72-69	283	43,310.00	Aaron Baddeley.....	T55	74-70-70-72	286	16,188.00
Webb Simpson.....	T2	67-67-68-72	274	624,800.00	George McNeill.....	T28	69-69-75-70	283	43,310.00	Jason Gore.....	T55	70-71-72-73	286	16,188.00
Gary Woodland.....	T4	70-71-68-67	276	293,466.67	Steven Alker.....	T28	69-72-72-70	283	43,310.00	Henrik Stenson.....	T58	72-71-73-71	287	15,407.00
Phil Mickelson.....	T4	71-66-71-68	276	293,466.67	Ricky Barnes.....	T28	67-73-72-71	283	43,310.00	Andres Gonzales.....	T58	72-71-73-71	287	15,407.00
Robert Streb.....	T4	65-69-71-71	276	293,466.66	Michael Thompson.....	T28	67-71-73-72	283	43,310.00	Alex Cejka.....	T58	71-70-74-72	287	15,407.00
Geoff Ogilvy.....	T7	69-69-71-68	277	228,975.00	Lucas Glover.....	T28	71-72-68-72	283	43,310.00	Russell Knox.....	T58	69-69-77-72	287	15,407.00
Justin Thomas.....	T7	69-73-65-70	277	228,975.00	Matt Jones.....	T28	69-70-70-74	283	43,310.00	Sangmoon Bae.....	T58	70-72-73-72	287	15,407.00
Kevin Streelman.....	T9	69-71-70-68	278	184,600.00	Daniel Berger.....	T28	71-68-70-74	283	43,310.00	Michael Putnam.....	T58	70-73-72-72	287	15,407.00
Shawn Stefani.....	T9	69-70-70-69	278	184,600.00	K.J. Choi.....	T28	68-72-69-74	283	43,310.00	Carlos Sainz Jr.....	T58	74-69-72-72	287	15,407.00
Jason Bohn.....	T9	72-68-69-69	278	184,600.00	Billy Hurley III.....	T38	67-75-73-69	284	27,690.00	Patrick Reed.....	T58	66-74-72-75	287	15,407.00
Brendan Steele.....	T9	69-69-68-72	278	184,600.00	Charles Howell III.....	T38	75-69-71-69	284	27,690.00	Colt Knost.....	T66	75-68-73-72	288	14,697.00
Danny Lee.....	T13	71-69-69-70	279	137,266.67	Steve Wheatcroft.....	T38	74-66-74-70	284	27,690.00	Scott Gutschewski.....	T66	69-70-75-74	288	14,697.00
Scott Brown.....	T13	71-68-69-71	279	137,266.67	Brian Stuard.....	T38	70-70-73-71	284	27,690.00	Chad Collins.....	T68	72-70-73-74	289	14,342.00
Jim Herman.....	T13	71-69-68-71	279	137,266.66	Kevin Kisner.....	T38	69-73-71-71	284	27,690.00	Bill Haas.....	T68	72-70-71-76	289	14,342.00
Kevin Chappell.....	T16	66-73-74-67	280	113,600.00	Mark Wilson.....	T38	71-71-71-71	284	27,690.00	Chad Campbell.....	T68	71-69-68-81	289	14,342.00
Tony Finau.....	T16	73-67-70-70	280	113,600.00	Ben Martin.....	T38	74-69-70-71	284	27,690.00	Andres Romero.....	T71	70-73-73-75	291	14,058.00
Boo Weekley.....	T16	71-70-67-72	280	113,600.00	John Merrick.....	T38	71-70-71-72	284	27,690.00	David Toms.....	T72	72-70-73-77	292	13,916.00
Carlos Ortiz.....	T19	70-71-66-74	281	99,400.00	Retief Goosen.....	T38	72-70-67-75	284	27,690.00	James Hahn.....	T73	73-71-72-77	293	13,774.00
Chesson Hadley.....	T20	67-77-70-68	282	71,621.25	Steven Bowditch.....	T47	73-71-72-69	285	18,016.25	Blake Adams.....	T74	73-71-73	217	13,561.00
Jonathan Randolph.....	T20	70-71-71-70	282	71,621.25	Ryan Moore.....	T47	71-71-73-70	285	18,016.25	Jim Renner.....	T74	72-71-74	217	13,561.00
Pat Perez.....	T20	73-71-68-70	282	71,621.25	Hunter Mahan.....	T47	70-73-72-70	285	18,016.25	John Huh.....	T76	70-74-74	218	13,206.00
Stewart Cink.....	T20	67-76-68-71	282	71,621.25	Bo Van Pelt.....	T47	70-71-72-72	285	18,016.25	Max Homa.....	T76	72-71-75	218	13,206.00
John Peterson.....	T20	71-70-70-71	282	71,621.25	Sam Saunders.....	T47	75-68-70-72	285	18,016.25	Jhonattan Vegas.....	T76	70-74-74	218	13,206.00
Hideki Matsuyama.....	T20	69-71-70-72	282	71,621.25	Martin Flores.....	T47	69-67-76-73	285	18,016.25	Freddie Jacobson.....	T79	70-74-75	219	12,851.00
Sean O'Hair.....	T20	74-69-67-72	282	71,621.25	Carl Pettersson.....	T47	68-72-72-73	285	18,016.25	Angel Cabrera.....	T79	69-74-76	219	12,851.00
Will MacKenzie.....	T20	69-68-70-75	282	71,621.25	Scott Pinckney.....	T47	76-68-66-75	285	18,016.25	John Curran.....	T81	73-71-76	220	12,638.00
William McGirt.....	T28	72-70-74-67	283	43,310.00	Martin Laird.....	T55	72-70-73-71	286	16,188.00					

The following players did not finish (C=cut, W=withdrew, DQ=disqualified)

C – 145-David Hearn, Camilo Villegas, Adam Scott, Johnson Wagner, Erik Compton, Blayne Barber, Brice Garnett, Zac Blair, J.B. Holmes, Bill Lunde, Scott Langley. 146-Charlie Beljan, Trevor Immelman, Brian Davis, Derek Ernst, Scott Stallings, Robert Allenby, Ryo Ishikawa, Derek Fathauer, Andres Echavarria, Byron Smith, David Lingmerth, Oosthuizen, Nick Taylor, Jason Kokrak, Whee Kim, Corey Connors. 147 -Nicholas Thompson, Nick Watney, Chris Stroud, Vijay Singh, Jonas Blixt, Padraig Harrington, Jeff Overton, Adam Hadwin, Luke Guthrie, Brendon de Jonge, Roger Sloan. 148-D.A. Points, Scott Piercy, Tom Gillis, Tom Hoge, Jonathan Byrd, Jim Furyk, Rory Sabbatini, Andrew Svoboda, Cameron Percy. 149-Gonzalo Fdez-Castano, Greg Owen, Heath Slocum, Matt Thompson, Andrew Putnam, Robert Karlsson, Brian Harman, Daniel Summerhays, Kelvin Day. 150-Robert Garrigus, Troy Merritt, Mike Weir, Charl Schwartzel, Tim Wilkinson, Mark Hubbard, T.J. Howe. 151-Fabian Gomez, Oscar Fraustro, Spencer Levin. 152-Ken Duke, Jarrod Lyle +8 75 77 152, Alex Prugh. 153-Kyle Reifers, Tyrone Van Aswegen, J.J. Henry. 154-Eric Axley. 156-S.J. Park, Rick Lewallen.

2016 Championship Summary



JAMES HAHN

Quail Hollow Club
Charlotte, NC
Par: 36-36 - 72

Purse: \$7, 300,000
Date: May 5 - 8, 2016
Yards: 7,575

LEADERS: First Round—Andrew Loupe and Steve Wheatcroft both opened with 7-under-par 65s to lead Anirban Lahiri by one stroke. Second Round—Loupe, at 8-under 136, had a one-shot lead over Roberto Castro. Third Round—Rickie Fowler shoots a 68 for a 9-under 208 total and a one stroke lead over Castro. James Hahn and Justin Rose trail by two.

CUT: 78 players at 1-over 145 from a field of 156 professionals.

WEATHER: Thursday: Mostly cloudy with a high of 63. Wind NW at 10-15 mph with gusts up to 25 mph. Friday: Partly cloudy with a high of 63 degrees. Wind NW at 15-25 mph. Saturday: Sunny with a high of 78 degrees. Wind WSW at 10-15 mph. Sunday: Partly cloudy with a high of 85 degrees. Wind W at 10-15 mph.

WINNER: James Hahn 70-71-68-70—279 (-9), \$1,314,000

PLAYER	POS.	SCORE	OFFICIAL MONEY	PLAYER	POS.	SCORE	OFFICIAL MONEY	PLAYER	POS.	SCORE	OFFICIAL MONEY			
Roberto Castro.....	2	71-66-71-71	279	788,400.00	Robert Streb.....	T28	75-70-73-70	288	47,502.15	Alex Cejka.....	T53	70-74-75-72	291	16,589.25
Justin Rose.....	3	70-70-69-71	280	496,400.00	Robert Garrigus.....	T28	71-72-74-71	288	47,502.15	Scott Stallings.....	T53	71-74-74-72	291	16,589.25
Phil Mickelson.....	T4	69-70-76-66	281	287,437.50	Tony Finau.....	T28	74-69-74-71	288	47,502.14	J.B. Holmes.....	T53	72-72-74-73	291	16,589.25
Rory McIlroy.....	T4	73-69-73-66	281	287,437.50	Patrick Reed.....	T28	73-71-73-71	288	47,502.14	Hunter Mahan.....	T53	75-70-73-73	291	16,589.25
Andrew Loupe.....	T4	65-71-74-71	281	287,437.50	Johnson Wagner.....	T28	72-72-71-73	288	47,502.14	Jhonattan Vegas.....	T53	73-70-74-74	291	16,589.25
Rickie Fowler.....	T4	71-68-68-74	281	287,437.50	Camilo Villegas.....	T28	74-71-70-73	288	47,502.14	Matt Dobyns.....	T53	72-71-73-75	291	16,589.25
Lucas Glover.....	8	71-70-70-71	282	226,300.00	Dawie van der Walt.....	T28	67-77-69-75	288	47,502.14	Jamie Lovemark.....	T53	74-70-71-76	291	16,589.25
Danny Lee.....	T9	72-71-73-67	283	204,400.00	Sean O'Hair.....	T35	71-71-76-71	289	35,222.50	Ian Poulter.....	T61	70-74-77-71	292	15,695.00
Fabian Gomez.....	T9	75-69-69-70	283	204,400.00	Vaughn Taylor.....	T35	72-73-73-71	289	35,222.50	Scott Pinckney.....	T61	73-72-73-74	292	15,695.00
Hideki Matsuyama.....	T11	74-71-70-69	284	167,900.00	Brian Harman.....	T35	69-70-78-72	289	35,222.50	Adam Hadwin.....	T61	71-74-73-74	292	15,695.00
Chesson Hadley.....	T11	71-67-76-70	284	167,900.00	Boo Weekley.....	T35	69-73-75-72	289	35,222.50	Emiliano Grillo.....	T61	74-71-71-76	292	15,695.00
Tim Wilkinson.....	T11	68-73-70-73	284	167,900.00	Chris Stroud.....	T35	70-72-75-72	289	35,222.50	Martin Laird.....	T65	69-76-77-71	293	15,111.00
Daniel Summerhays.....	T14	69-75-71-70	285	131,400.00	Mark Hubbard.....	T35	70-68-76-75	289	35,222.50	Jeff Overton.....	T65	71-71-77-74	293	15,111.00
Brendan Steele.....	T14	71-70-72-72	285	131,400.00	Jason Gore.....	T41	72-70-83-65	290	22,642.17	Carlos Ortiz.....	T65	71-74-74-74	293	15,111.00
Retief Goosen.....	T14	69-72-71-73	285	131,400.00	Martin Kaymer.....	T41	71-73-77-69	290	22,642.17	Erik Compton.....	T65	70-74-73-76	293	15,111.00
David Lingmerth.....	T17	71-71-76-68	286	95,525.72	Derek Ernst.....	T41	71-73-75-71	290	22,642.17	Ernie Els.....	T69	74-69-78-73	294	14,673.00
William McGirt.....	T17	70-74-74-68	286	95,525.72	Colt Knost.....	T41	73-68-76-73	290	22,642.17	Michael Kim.....	T69	73-70-77-74	294	14,673.00
Harris English.....	T17	71-71-74-70	286	95,525.72	Kyle Reifers.....	T41	72-72-73-73	290	22,642.17	Rob Oppenheim.....	T71	71-73-79-72	295	14,089.00
Francesco Molinari.....	T17	72-70-73-71	286	95,525.71	Kevin Chappell.....	T41	67-74-74-75	290	22,642.17	Henrik Norlander.....	T71	72-71-79-73	295	14,089.00
Adam Scott.....	T17	73-70-72-71	286	95,525.71	Steve Wheatcroft.....	T41	65-74-76-75	290	22,642.17	Luke Donald.....	T71	76-69-77-73	295	14,089.00
John Senden.....	T17	68-72-73-73	286	95,525.71	Cameron Tringale.....	T41	72-70-73-75	290	22,642.17	Trevor Immelman.....	T71	72-73-77-73	295	14,089.00
Daniel Berger.....	T17	68-71-74-73	286	95,525.71	Anirban Lahiri.....	T41	66-77-72-75	290	22,642.16	David Toms.....	T71	72-73-75-75	295	14,089.00
Harold Varner III.....	T24	72-69-74-72	287	62,232.50	Tom Hoge.....	T41	73-72-70-75	290	22,642.16	Brett Stegmaier.....	T71	72-72-73-78	295	14,089.00
Patton Kizzire.....	T24	72-69-74-72	287	62,232.50	Paul Casey.....	T41	70-71-72-77	290	22,642.16	Vijay Singh.....	T77	73-72-77-74	296	13,505.00
Gary Woodland.....	T24	72-72-71-72	287	62,232.50	Martin Piller.....	T41	69-72-72-77	290	22,642.16	Graham DeLaet.....	T77	71-71-76-78	296	13,505.00
Scott Langley.....	T24	70-69-71-77	287	62,232.50	Angel Cabrera.....	T53	73-72-74-72	291	16,589.25					

The following players did not finish (C=cut, W=withdrew, DQ=disqualified)

C - 146- Greg Owen, Ricky Barnes, Ollie Schniederjans, Kevin Streelman, Mark Wilson, Tyrone Van Aswegen, Thomas Aiken. 147- Sung Kang, Stuart Appleby, Henrik Stenson, Steven Bowditch, Ryan Moore, Bill Haas, Shane Lowry, Kevin Kisner, David Hearn, Sam Saunders, D.A. Points, Will MacKenzie, Chad Collins, Kyle Stanley, Ben Martin, Brendon Todd, Patrick Rodgers, Bryson DeChambeau, George McNeill, Luke List. 148- Andres Gonzales, Charles Howell III, Blayne Barber, Nick Taylor, Jason Bohn, Jonas Blixt, Jason Kokrak, Byeong-Hun An, Scott Brown, Si Woo Kim, Justin Thomas, Jim Furyk, Cameron Smith, Brendon de Jonge, Corey Nagy, Bronson Burgoon. 149- Peter Malnati, Jim Herman, Webb Simpson, Ben Crane, Kelly Kraft, Ethan Tracy, Matt Jones, Brian Stuard, Jamie Donaldson, Bud Cauley. 150- Kelly Mitchum, Bobby Wyatt, D.H. Lee. 151- Justin Hicks, Chad Campbell, Shawn Stefani, Whee Kim, Steve Marino, Spencer Levin, Pdraig Harrington, Geoff Ogilvy, Will Wilcox. 152- Robert Allenby, Tyler Aldridge, Morgan Hoffmann. 153- Matt Every, Mackenzie Hughes, Michael Thompson. 156- Derek Fathauer, Davis Love III. 157- Hiroshi Iwata, Jonathan Byrd. 159- Blake Olson.

2017 Championship Summary



BRIAN HARMAN

Eagle Point Golf Club
Wilmington, NC

Par: 36-36-72

Purse: \$7,500,000

Date: May 1 – 7, 2017

Yards: 7,396

LEADERS: First Round—Francesco Molinari opened with a 6-under-par 66 for a one-stroke lead over Brian Campbell, J.B. Holmes, Grayson Murray, Alex Noren. Second Round—Molinari, at 6-under 138, had a one-shot lead over Billy Hurley II, John Peterson, Seamus Power. Brian Harman trails by two. Third Round—Patrick Reed shoots 67 for an 8-under 208 total and a one-stroke lead over Noren and Jon Rahm. Harman trails by two.

CUT: 36 Holes: 79 players at 1-over 145 from a field of 156 professionals. 54 Holes: 74 players at 4-over 220. Holes: 73 players at even-par 216.

WEATHER: Thursday: Mostly sunny, with a high of 83. Wind SE 15-20 mph with gusts to 30 mph. Friday: Rain and thunderstorms overnight and into the morning delayed tee times three hours from 6:50 a.m. until 9:50 a.m. Conditions improved in the afternoon, partly cloudy with a high of 83. Wind SSW at 15-20 mph with gusts of 30 mph. Play was suspended due to darkness at 7:55 p.m. with 68 players yet to complete the second round. Saturday: The second round resumed at 7:30 a.m. and concluded at 10:00 a.m. Mostly sunny with a high of 72. Wind W 20-35 mph. Sunday: Sunny with a high of 73. Wind W 12-18 mph, gusting to 25 mph.


WINNER: Brian Harman, 71-69-70-68—278 (-10), \$1,350,000

PLAYER	POS.	SCORE	OFFICIAL MONEY	PLAYER	POS.	SCORE	OFFICIAL MONEY	PLAYER	POS.	SCORE	OFFICIAL MONEY
Dustin Johnson	70	75 67 67 279	660,000.00	Shane Lowry	75	70 68 72 285	59,357.14	Luke List	72	71 74 73 290	17,314.29
Pat Perez	72	69 70 68 279	660,000.00	Mark Anderson	70	72 71 72 285	59,357.14	Hunter Mahan	72	73 71 74 290	17,314.29
Jon Rahm	69	71 69 71 280	360,000.00	Francesco Molinari	66	72 72 75 285	59,357.14	Robby Shelton	73	72 70 75 290	17,314.28
Smylie Kaufman	70	71 72 68 281	273,750.00	Brett Drewitt	73	72 71 70 286	44,475.00	Tyler Aldridge	74	70 71 75 290	17,314.28
Kevin Tway	72	70 69 70 281	273,750.00	Spencer Levin	72	72 71 71 286	44,475.00	Brian Gay	70	72 71 77 290	17,314.28
Seung-Yul Noh	69	74 67 71 281	273,750.00	Chad Collins	71	74 69 72 286	44,475.00	Justin Lower	71	73 75 72 291	16,425.00
Jonathan Randolph	69	73 73 67 282	210,000.00	Mackenzie Hughes	70	72 71 73 286	44,475.00	James Hahn	72	71 75 73 291	16,425.00
Billy Hurley III	70	69 72 71 282	210,000.00	Alex Noren	67	73 69 77 286	44,475.00	Ryan Armour	71	72 75 73 291	16,425.00
Nick Taylor	71	69 71 71 282	210,000.00	Adam Scott	71	74 72 70 287	34,562.50	Nick Watney	71	74 70 76 291	16,425.00
Byeong Hun An	72	70 69 71 282	210,000.00	Julian Etulain	72	71 73 71 287	34,562.50	Shawn Stefani	69	72 77 74 292	15,900.00
Paul Casey	70	75 70 68 283	142,500.00	Bryce Molder	75	70 70 72 287	34,562.50	Grayson Murray	67	73 76 76 292	15,900.00
D.A. Points	73	69 73 68 283	142,500.00	Daniel Berger	71	72 72 72 287	34,562.50	Ricky Barnes	73	72 70 77 292	15,900.00
Morgan Hoffmann	70	71 71 71 283	142,500.00	J.B. Holmes	67	74 73 73 287	34,562.50	J.J. Henry	71	74 75 73 293	15,300.00
Zac Blair	72	70 69 72 283	142,500.00	John Peterson	70	69 74 74 287	34,562.50	Jason Kokrak	71	74 75 73 293	15,300.00
Vaughn Taylor	71	69 70 73 283	142,500.00	Tag Ridings	70	72 77 69 288	24,792.86	Ryan Blaum	72	73 74 74 293	15,300.00
Patrick Reed	70	71 67 75 283	142,500.00	Tyrone Van Aswegen	72	73 73 70 288	24,792.86	Matt Jones	72	72 74 75 293	15,300.00
Brandon Hagy	73	71 71 69 284	94,500.00	Emiliano Grillo	72	70 73 73 288	24,792.86	Patton Kizzire	73	71 72 77 293	15,300.00
Ben Martin	68	72 74 70 284	94,500.00	Kyle Reifers	72	70 73 73 288	24,792.86	Chris Kirk	69	76 75 76 296	14,775.00
Zach Johnson	71	73 69 71 284	94,500.00	Martin Laird	71	72 71 74 288	24,792.86	Brad Fritsch	73	71 74 78 296	14,775.00
David Lingmerth	72	70 70 72 284	94,500.00	Gonzalo Fdez-Castano	75	70 68 75 288	24,792.85	Miguel Angel Carballo	75	70 74 78 297	14,550.00
Graeme McDowell	71	71 70 72 284	94,500.00	Chez Reavie	72	71 70 75 288	24,792.85	Ken Duke	68	76 76 78 298	14,400.00
Phil Mickelson	71	72 69 72 284	94,500.00	Hudson Swafford	72	73 74 70 289	18,950.00	Fabian Gomez	71	73 77 221	14,250.00
Xander Schauffele	71	70 76 68 285	59,357.15	Seamus Power	68	71 77 73 289	18,950.00	Greg Owen	70	75 77 222	13,875.00
Robert Streb	72	71 72 70 285	59,357.15	Retief Goosen	70	72 73 74 289	18,950.00	Jason Bohn	75	70 77 222	13,875.00
J.T. Poston	71	73 70 71 285	59,357.14	Lucas Glover	71	73 76 70 290	17,314.29	Martin Flores	74	71 77 222	13,875.00
Rafa Cabrera Bello	69	71 73 72 285	59,357.14	Curtis Luck	72	73 73 72 290	17,314.29	Steven Alker	74	71 77 222	13,875.00

The following players did not finish (C=cut, W=withdrew, DQ=disqualified)

C – 146- Chris Stroud, Cameron Tringale, Kevin Na, Stewart Cink, Johnson Wagner, Brian Campbell, Bob Estes, Jim Furyk, Roberto Castro, Brendon Todd, Sam Saunders, Tom Hoge. 147- Mark Wilson, Chad Campbell, Whee Kim, Boo Weekley, Mark Hubbard, Kevin Kisner, Will MacKenzie, Scott Stallings, Cameron Percy. 148- Stuart Appleby, Harold Varner III, Carl Pettersson, Webb Simpson, Bill Haas, Bryson DeChambeau, Richy Werenski, Trey Mullinax. 149- Camilo Villegas, Steve Wheatcroft, Zack Sucher, Andres Gonzales, Tim Wilkinson, William McGirt, Davis Love III, Peter Malnati, Scott Brown, Rick Lamb, Chase Koepka, Andrew Johnston. 150- Geoff Ogilvy, Wesley Bryan, Greg Chalmers, David Hearn, Brendon de Jonge, Soren Kjeldsen, Shane Bertsch, Dominic Bozzelli, Carter Jenkins. 151- Vijay Singh, Derek Fathauer, Brett Stegmaier, Nicholas Lindheim, Patrick Rodgers, Max Homa, Ryan Brehm. 152- Harris English, Troy Merritt, Derek Ernst, Michael Thompson, Angel Cabrera. 153- Sebastian Munoz, Chesson Hadley, C.T. Pan. 154- Steven Bowditch, Charlie Beljan, Joel Dahmen. 155- Kevin Streelman. 156- Bobby Wyatt, Ryo Ishikawa. 157- Blake Kennedy. 166- Savio Nazareth. W – 71- Willy Wilcox. 72- Alex Cejka. 76- Ernie Els. 78- Rory Sabbatini.

2018 Championship Summary



JASON DAY

Quail Hollow Club
Charlotte, NC
Par: 35-36-71

Purse: \$7,700,000
Date: April 30- May 6, 2018
Yards: 7,554

LEADERS: First Round—John Peterson opened with a 6-under-par 66 and had a two-stroke lead over Tyrrell Hatton, Peter Malnati, Keith Mitchell, Kyle Stanley and Johnson Wagner. Second Round—Malnati, at 7-under-par 135, had a one-shot lead over Jason Day, Aaron Wise. Third Round—Day, at 10-under-par, had a two-stroke lead over Nick Watney and was three ahead of Paul Casey, Bryson DeChambeau, Peter Uihlein and Wise.

CUT: 36 Holes: 87 players at 3-over 145 from a field of 156 professionals. 54 Holes: 75 players at 3-over 216.

WEATHER: Thursday: Sunny with high of 86. Wind SW 6-12 mph. Friday: Sunny with high of 87. Wind SSW 10-18 mph. Saturday: Mostly cloudy with a high of 83. Wind S 6-12 mph. Sunday: Mostly sunny with a high of 84. Wind WNW 12-22 mph.

WINNER: Jason Day, 69-67-67-69—272 (-12)

PLAYER	POS.	SCORE	OFFICIAL MONEY	PLAYER	POS.	SCORE	OFFICIAL MONEY	PLAYER	POS.	SCORE	OFFICIAL MONEY
Aaron Wise		68 68 70 68 274	677,600.00	Rory Sabbatini		71 71 73 68 283	52,360.00	Tyrrell Hatton		67 73 72 73 285	22,389.23
Nick Watney		72 67 66 69 274	677,600.00	Seamus Power		74 71 68 70 283	52,360.00	Troy Merritt		72 69 70 74 285	22,389.23
Bryson DeChambeau		75 65 66 70 276	369,600.00	Alex Cejka		70 71 71 71 283	52,360.00	Michael Thompson		68 73 69 75 285	22,389.23
Phil Mickelson		72 72 64 69 277	281,050.00	Ted Potter, Jr.		72 71 69 71 283	52,360.00	Sam Burns		69 70 73 74 286	17,479.00
Paul Casey		69 68 69 71 277	281,050.00	Jonas Blixt		71 71 69 72 283	52,360.00	Harold Varner III		72 72 68 74 286	17,479.00
Paul Uihlein		72 72 62 71 277	281,050.00	Graeme McDowell		71 73 67 72 283	52,360.00	Tiger Woods		71 73 68 74 286	17,479.00
Patrick Reed		71 71 67 69 278	238,700.00	Cameron Tringale		70 70 70 73 283	52,360.00	Daniel Berger		73 69 69 75 286	17,479.00
Emiliano Grillo		68 71 71 69 279	200,200.00	Keith Mitchell		67 74 75 68 284	37,248.75	Martin Flores		72 73 71 71 287	17,479.00
Luke List		70 72 67 70 279	200,200.00	Tom Lovelady		68 76 72 68 284	37,248.75	T. J. Vogel		69 75 71 72 287	17,479.00
Sam Saunders		70 69 68 72 279	200,200.00	Patrick Rodgers		71 73 72 68 284	37,248.75	Grayson Murray		73 71 71 72 287	17,479.00
Charl Schwartzel		70 67 70 72 279	200,200.00	Shane Lowry		74 70 71 69 284	37,248.75	Mackenzie Hughes		71 73 70 73 287	17,479.00
Kyle Stanley		67 72 71 70 280	148,866.67	Ollie Schniederjans		68 73 73 70 284	37,248.75	Sean O'Hair		72 70 72 74 288	16,863.00
Talor Gooch		71 72 66 71 280	148,866.67	Beau Hossler		68 76 69 71 284	37,248.75	Byeong Hun An		73 70 70 75 288	16,863.00
Johnson Wagner		67 71 69 73 280	148,866.67	Austin Cook		71 72 69 72 284	37,248.75	Ross Fisher		69 73 71 75 288	16,863.00
Joel Dahmen		70 71 70 70 281	115,500.00	Peter Malnati		67 68 75 74 284	37,248.75	Brandon Harkins		73 71 68 76 288	16,863.00
Chesson Hadley		70 74 66 71 281	115,500.00	Jhonattan Vegas		70 74 72 69 285	22,389.24	Chris Stroud		73 72 71 73 289	15,708.00
Francesco Molinari		70 72 68 71 281	115,500.00	Brooks Koepka		72 72 71 70 285	22,389.24	Bud Cauley		69 76 71 73 289	15,708.00
Rory McIlroy		68 76 66 71 281	115,500.00	John Peterson		65 77 72 71 285	22,389.24	Blayne Barber		71 73 70 75 289	15,708.00
Adam Hadwin		73 71 65 72 281	115,500.00	Shawn Stefani		71 69 73 72 285	22,389.24	Jonathan Randolph		74 69 72 75 290	15,323.00
Tony Finau		69 76 71 66 282	77,000.00	Robert Streb		73 72 69 71 285	22,389.24	Xinjun Zhang		71 69 74 76 290	15,323.00
Webb Simpson		72 70 71 69 282	77,000.00	Martin Kaymer		73 67 73 72 285	22,389.24	Xander Schauffele		74 71 71 75 291	15,015.00
Justin Thomas		73 69 70 70 282	77,000.00	Jason Dufner		68 72 73 72 285	22,389.24	Stewart Cink		71 72 72 76 291	15,015.00
Greg Chalmers		71 70 70 71 282	77,000.00	Vaughn Taylor		74 68 71 72 285	22,389.24	Brian Harman		72 73 68 81 294	14,784.00
Charles Howell III		71 68 71 72 282	77,000.00	J.B. Holmes		71 73 69 72 285	22,389.24	Brice Garnett		71 72 73 88 304	14,630.00
Rickie Fowler		72 69 68 73 282	77,000.00	Corey Connors		75 69 69 72 285	22,389.24				

The following players did not finish (C=cut, W=withdrew, DQ=disqualified)

C – 146- Chris Stroud, Cameron Tringale, Kevin Na, Stewart Cink, Johnson Wagner, Brian Campbell, Bob Estes, Jim Furyk, Roberto Castro, Brendon Todd, Sam Saunders, Tom Hoge. 147- Mark Wilson, Chad Campbell, Whee Kim, Boo Weekley, Mark Hubbard, Kevin Kisner, Will MacKenzie, Scott Stallings, Cameron Percy. 148- Stuart Appleby, Harold Varner III, Carl Pettersson, Webb Simpson, Bill Haas, Bryson DeChambeau, Richy Werenski, Trey Mullinax. 149- Camilo Villegas, Steve Wheatcroft, Zack Sucher, Andres Gonzales, Tim Wilkinson, William McGirt, Davis Love III, Peter Malnati, Scott Brown, Rick Lamb, Chase Koepka, Andrew Johnston. 150- Geoff Ogilvy, Wesley Bryan, Greg Chalmers, David Hearn, Brendon de Jonge, Soren Kjeldsen, Shane Bertsch, Dominic Bozzelli, Carter Jenkins. 151- Vijay Singh, Derek Fathauer, Brett Stegmaier, Nicholas Lindheim, Patrick Rodgers, Max Homa, Ryan Brehm. 152- Harris English, Troy Merritt, Derek Ernst, Michael Thompson, Angel Cabrera. 153- Sebastian Munoz, Chesson Hadley, C.T. Pan. 154- Steven Bowditch, Charlie Beljan, Joel Dahmen. 155- Kevin Streelman. 156- Bobby Wyatt, Ryo Ishikawa. 157- Blake Kennedy. 166- Savio Nazareth. W – 71- Willy Wilcox. 72- Alex Cejka. 76- Ernie Els. 78- Rory Sabbatini.

2019 Championship Summary



MAX HOMA

Quail Hollow Club
Charlotte, NC
Par: 35-36 – 71

Purse: \$7,900,000
Date: May 2-5, 2019
Yards: 7,554

LEADERS: First Round – Rory McIlroy and Joel Dahmen open with 5-under-par 66s and lead a group of five players by one stroke. Second Round—Jason Dufner shoots an 8-under 63 for an 11-under 131 total and leads Dahmen and Max Homa by one stroke. Third Round—Homa, Dufner and Dahmen are all tied at 11-under-par 202 and lead by one.

CUT: 36 Holes: 75 players at 1-over 143 from a field of 156 professionals.

WEATHER: Thursday—Partly cloudy, high of 86, wind SSW 7-14 mph. Friday—Mostly cloudy, high of 85, wind SSW 7-14 mph. Saturday—Mostly cloudy with a high of 84. Wind S 6-12 mph. Play was suspended at 3:37 p.m. due to thunderstorms and resumed at 4:48 p.m., a delay of one hour, 11 minutes. A second weather delay began at 5:18 p.m. and last one hour, six minutes before play resumed at 6:24 p.m. Sunday—Mostly cloudy with light rain throughout the afternoon. High of 80. Wind WNW 10-20 mph. Due to inclement weather, play was suspended from 5:09 p.m. to 6:11 p.m., a delay of 62 minutes.


WINNER: Max Homa, 69-63-70-67—269 (-15)

PLAYER	POS.	SCORE	OFFICIAL MONEY	PLAYER	POS.	SCORE	OFFICIAL MONEY	PLAYER	POS.	SCORE	OFFICIAL MONEY
Max Homa		69 63 70 67 269	1,422,000.00	Dylan Frittelli		67 74 70 69 280	67,347.50	Hank Lebioda		71 72 74 68 285	19,236.50
Joel Dahmen		66 66 70 70 272	853,200.00	Bud Cauley		73 70 68 69 280	67,347.50	Trey Mullinax		72 69 73 71 285	19,236.50
Justin Rose		70 67 68 68 273	537,200.00	Henrik Stenson		74 67 70 70 281	56,090.00	Bill Haas		69 72 71 73 285	19,236.50
Sergio Garcia		69 73 65 68 275	311,062.50	Ollie Schniederjans		74 69 68 70 281	56,090.00	Brendan Steele		72 70 75 69 286	17,933.00
Rickie Fowler		71 70 66 68 275	311,062.50	Patrick Reed		67 69 71 74 281	56,090.00	Harris English		71 71 72 72 286	17,933.00
Paul Casey		69 71 66 69 275	311,062.50	Nick Watney		70 72 72 68 282	44,804.29	Nick Taylor		67 75 72 72 286	17,933.00
Jason Dufner		68 63 71 73 275	311,062.50	Hideki Matsuyama		73 70 70 69 282	44,804.29	Roberto Diaz		70 72 71 73 286	17,933.00
Kyle Stanley		69 69 71 68 277	213,300.00	Alex Prugh		73 68 71 70 282	44,804.29	Daniel Berger		73 69 70 74 286	17,933.00
Jhonattan Vegas		72 67 69 69 277	213,300.00	Lucas Glover		70 69 72 71 282	44,804.29	John Senden		68 73 69 76 286	17,933.00
Keith Mitchell		68 74 66 69 277	213,300.00	Sungjae Im		70 69 71 72 282	44,804.28	J.J. Henry		70 72 72 73 287	17,064.00
Rory McIlroy		66 70 68 73 277	213,300.00	Cody Gribble		71 72 68 71 282	44,804.28	Tony Finau		72 69 72 74 287	17,064.00
Pat Perez		69 68 66 74 277	213,300.00	Martin Laird		67 71 71 73 282	44,804.28	Kramer Hickok		72 69 72 74 287	17,064.00
Shawn Stefani		76 65 70 67 278	143,780.00	Matt Jones		70 70 72 71 283	32,390.00	Kyoung-Hoon Lee		72 70 70 75 287	17,064.00
Jim Knous		68 72 70 68 278	143,780.00	Richy Werenski		70 69 73 71 283	32,390.00	Brice Garnett		70 71 70 76 287	17,064.00
Adam Schenk		67 74 67 70 278	143,780.00	Joaquin Niemann		73 70 69 71 283	32,390.00	Tom Hoge		70 70 75 74 289	16,432.00
Vaughn Taylor		68 71 68 71 278	143,780.00	Chase Wright		71 72 69 71 283	32,390.00	Luke List		75 68 71 75 289	16,432.00
Seamus Power		69 68 69 72 278	143,780.00	Sebastián Muñoz		68 70 73 72 283	32,390.00	Brandon Harkins		73 69 71 76 289	16,432.00
Brendon Todd		68 70 73 68 279	99,540.00	Adam Hadwin		73 69 68 73 283	32,390.00	Julián Etulain		73 70 70 77 290	16,116.00
Chez Reavie		70 71 70 68 279	99,540.00	Colt Knost		73 68 67 75 283	32,390.00	Jason Kokrak		70 70 74 78 292	15,958.00
Webb Simpson		69 73 69 68 279	99,540.00	Adam Long		70 71 73 70 284	23,131.20	Matthew Short		76 67 74 76 293	15,721.00
Rory Sabbatini		76 66 67 70 279	99,540.00	Jimmy Walker		71 70 72 71 284	23,131.20	Wes Roach		70 71 74 78 293	15,721.00
Aaron Wise		69 70 69 71 279	99,540.00	Ryan Blaum		71 72 68 73 284	23,131.20	Fabián Gómez		70 69 80 77 296	15,484.00
Doc Redman		70 70 67 72 279	99,540.00	Kevin Streelman		71 69 70 74 284	23,131.20	Beau Hossler		69 72 76 80 297	15,326.00
Brian Harman		68 75 69 68 280	67,347.50	Nate Lashley		71 70 69 74 284	23,131.20				
Jason Day		68 69 74 69 280	67,347.50	Zack Sucher		72 71 73 69 285	19,236.50				

The following players did not finish (C=cut, W=withdrew, DQ=disqualified)

C – 144- Martin Trainer, John Chin, Adam Svensson, Brandon Hagy, Sangmoon Bae, Denny McCarthy, Zach Johnson, Keegan Bradley. 145- Ben Crane, Carlos Ortiz, Ernie Els, Jim Herman, Rod Pampling, Ryan Armour, Roberto Castro, Kelly Kraft, Anders Albertson, Roger Sloan, Cameron Champ, Tyler Duncan, Peter Malnati, Dominic Bozzelli, Ben Silverman, Joey Garber. 146- Ted Potter, Jr., Charles Howell III, Peter Uihlein, Robert Streb, Cameron Davis, Brady Schnell, Russell Henley, Sung Kang, Chad Collins, Sepp Straka. 147- Chesson Hadley, J.T. Poston, David Hearn, Michael Thompson, Scott Brown, Hudson Swafford, Phil Mickelson, Harold Varner III, Jonas Blixt, Sam Saunders, Tom Lovelady, Chris Thompson, Broc Everett. 148- Scott Stallings, Johnson Wagner, Cameron Tringale, Whee Kim, Alvaro Ortiz, Chris Stroud, Danny Willett, Kyle Jones. 149- Billy Hurley III, Wyndham Clark, Nathan Stamey, José de Jesús Rodríguez, Josh Teater, Nicholas Lindheim. 150- Anirban Lahiri, Mackenzie Hughes, Pdraig Harrington, Derek Fathauer, Chip McDaniel. 151- Matt Every. 152- Danny Lee, Scott Langley, Martin Piller, Seth Reeves, Steve Scott, Curtis Luck. 153- Mathew Goggin. 154- Tyrone Van Aswegen, Will MacKenzie, Freddie Jacobson, Stephan Jaeger. 157- Jonathan Byrd. W – 71- Byeong Hun An. 74- Gary Woodland. 77- Sam Burns. 80- J.B. Holmes.

2021 Championship Summary



RORY MCILROY

Quail Hollow Club

Charlotte, NC

Par: 35-36 – 71

Purse: \$8,100,000

Date: May 6-9, 2021

Yards: 7,521

LEADERS: First Round – Phil Mickelson opens with a 7-under 64 for a one-stroke lead over K.H. Lee and Keegan Bradley. Second Round – Matt Wallace, Gary Woodland, Patrick Rodgers are all tied at the top at 6-under 136. Third Round – Keith Mitchell shoots a 66 for a 206 9-under total and is two-strokes ahead of Rory McIlroy and Woodland.

CUT: 77 players at 2-over 144 from a field of 156 professionals.

WEATHER: Thursday: Mostly sunny. High of 71. Wind NNW 5-10 mph. Friday: Mostly sunny. High of 69. Wind NW 12-18 mph, gusting to 30 mph. Saturday: Partly sunny and breezy. High of 74. Wind W 10-15 mph, gusting to 25 mph. Sunday: Partly Cloudy. High of 81. Wind SSW 12-15 mph with gusts of 30 mph.

WINNER: Rory McIlroy 72-66-68-68 – 274 (-10)

PLAYER	POS.	SCORE	OFFICIAL MONEY	PLAYER	POS.	SCORE	OFFICIAL MONEY	PLAYER	POS.	SCORE	OFFICIAL MONEY
Rory McIlroy		72 66 68 68 274	\$1,458,000.00	Pat Perez		69 72 72 71 284	53,275.91	Kramer Hickok		68 69 76 74 287	19,899.00
Abraham Ancer		69 70 70 66 275	882,900.00	Justin Thomas		69 73 71 71 284	53,275.91	Seamus Power		71 72 75 70 288	18,954.00
Viktor Hovland		69 72 68 67 276	477,900.00	J.T. Poston		72 70 71 71 284	53,275.91	Ryan Moore		69 72 73 74 288	18,954.00
Keith Mitchell		67 71 66 72 276	477,900.00	Kevin Streelman		69 72 71 72 284	53,275.91	Sepp Straka		69 74 70 75 288	18,954.00
Gary Woodland		67 69 70 71 277	332,100.00	Talor Gooch		70 71 71 72 284	53,275.91	Hunter Mahan		68 75 69 76 288	18,954.00
Matt Wallace		69 67 73 70 279	273,375.00	Brandon Hagy		73 69 70 72 284	53,275.91	Tim Wilkinson		74 68 78 69 289	18,063.00
Patrick Reed		71 69 69 70 279	273,375.00	Lanto Griffin		75 68 69 72 284	53,275.91	Matthew NeSmith		75 68 74 72 289	18,063.00
Luke List		67 72 68 72 279	273,375.00	Vincent Whaley		72 68 71 73 284	53,275.91	Michael Gligic		77 67 73 72 289	18,063.00
Bryson DeChambeau		70 74 68 68 280	228,825.00	Cameron Davis		70 71 69 74 284	53,275.91	Johnson Wagner		73 68 72 76 289	18,063.00
Aaron Wise		72 71 68 69 280	228,825.00	Kyle Stanley		67 74 68 75 284	53,275.90	KyoungHoon Lee		66 77 70 76 289	18,063.00
Ben Martin		69 71 72 69 281	188,325.00	Brian Stuard		68 73 76 68 285	36,045.00	Roger Sloan		76 64 72 77 289	18,063.00
Scott Piercy		70 68 73 70 281	188,325.00	Patrick Rodgers		68 68 79 70 285	36,045.00	Patton Kizzire		69 72 71 77 289	18,063.00
Satoshi Kodaira		68 72 68 73 281	188,325.00	Stewart Cink		71 69 75 70 285	36,045.00	Shane Lowry		71 73 75 71 290	17,172.00
Emiliano Grillo		74 66 72 70 282	143,775.00	Sean O'Hair		70 73 72 70 285	36,045.00	Bo Van Pelt		72 72 73 73 290	17,172.00
Tommy Fleetwood		67 75 70 70 282	143,775.00	Matt Jones		69 71 73 72 285	36,045.00	Jonas Blixt		71 73 70 76 290	17,172.00
Charl Schwartzel		71 71 70 70 282	143,775.00	Richy Werenski		70 73 67 75 285	36,045.00	Carlos Ortiz		70 68 73 79 290	17,172.00
Xander Schauffele		72 71 68 71 282	143,775.00	Wyndham Clark		71 72 73 70 286	25,069.50	Phil Mickelson		64 75 76 76 291	16,767.00
C.T. Pan		74 69 72 68 283	96,390.00	Andrew Putnam		70 72 74 70 286	25,069.50	K.J. Choi		70 74 73 75 292	16,524.00
Brian Harman		68 72 73 70 283	96,390.00	Corey Connors		69 72 73 72 286	25,069.50	Brendan Steele		72 72 70 78 292	16,524.00
J.J. Spaun		69 75 69 70 283	96,390.00	Jhonattan Vegas		70 71 73 72 286	25,069.50	Jimmy Walker		72 72 76 73 293	16,038.00
Keegan Bradley		66 75 71 71 283	96,390.00	Peter Malnati		67 74 72 73 286	25,069.50	Kevin Tway		73 71 76 73 293	16,038.00
Joaquin Niemann		71 71 70 71 283	96,390.00	Harris English		72 69 71 74 286	25,069.50	Ted Potter, Jr.		71 71 76 75 293	16,038.00
Joel Dahmen		68 72 71 72 283	96,390.00	Jason Dufner		71 71 67 77 286	25,069.50	Russell Henley		74 70 74 75 293	16,038.00
Russell Knox		70 71 70 72 283	96,390.00	Scott Stallings		69 69 70 78 286	25,069.50	D.J. Trahan		74 70 77 75 296	15,633.00
Bubba Watson		70 69 71 73 283	96,390.00	Hank Lebioda		72 71 77 67 287	19,899.00	Beau Hossler		73 71 75 79 298	15,471.00
Nick Taylor		74 67 74 69 284	53,275.91	Zach Johnson		69 75 72 71 287	19,899.00				

The following players did not finish (C=cut, W=withdrew, DQ=disqualified)

C – 145- Lucas Glover, Harold Varner III, Ryan Armour, Xijun Zhang, Byeong Hun An, Harry Higgs, Cameron Tringale, Patrick Cantlay, Jason Day, Luke Donald, Troy Merritt, Robert Streb, Nate Lashley, Jamie Lovemark, Akshay Bhatia, Joseph Bramlett. 146- Chase Seiffert, James Hahn, Michael Thompson, Brice Garnett, Adam Hadwin, Tom Hoge, Will Zalatoris, Rob Oppenheim, Kris Ventura, Maverick McNealy, Doc Redman, Erik van Rooyen, Jon Rahm, Ian Poulter, Tony Finau, Francesco Molinari, Mackenzie Hughes, Adam Schenk, Bo Hoag, Tom Lewis. 147- Robby Shelton, Martin Trainer, Rickie Fowler, John Huh, Will Gordon, Scott Brown, Rafa Cabrera Bello. 148- Bill Haas, Cameron Percy, Rafael Campos, Lucas Herbert. 149- David Hearn, Bronson Burgoon, Chesson Hadley, Tyler McCumber, Vaughn Taylor. 150- Rory Sabbatini, Patrick Cover, Sebastian Cappelen, Mark Hubbard, Sebastián Muñoz, Chez Reavie, Sungjae Im, Grayson Murray, Ryan Brehm. 151- Austin Cook, J.B. Holmes. 152- Sam Ryder, Denny McCarthy, Scott Harrington, Kelly Kraft. 153- D.A. Points, Keenan Huskey, Max Homa, Adam Long. 154- Sung Kang, Michael Kim, Tyler Duncan. 155- Justin Suh. 156- Henrik Norlander. 161- Cory Schneider. W – 74-Seung-Yul Noh. 0- Danny Lee.

2022 Championship Summary



MAX HOMA

TPC Potomac at Avenel Farm Purse: \$9,000,000
 Potomac, MD Date: May 5-8, 2022
 Par: 35-35 – 70 Yards: 7,160

LEADERS: First Round – Jason Day shoots a 7-under 63 for a one stroke lead over Joel Dahmen. Day adds a 67 for a 130 10-under total and is three strokes ahead of Max Homa. Third Round – Keegan Bradley is 8-under 202, two strokes ahead of Homa.

CUT: 65 players at even-par 140 from a field of 154 professionals and two amateurs.

WEATHER: Thursday: Cloudy. High of 68. Wind NE 5-10 mph. Friday: Overcast, with rain throughout the day. High of 63. Wind ESE 5-10 mph. Saturday: Overcast with rain throughout the day. High of 50. Wind NNE 12-15 mph, with gusts to 30 mph. Sunday: Cloudy and breezy. High of 50. Wind NNE 10-15 mph, with gusts to 20 mph


WINNER: Max Homa, 67-66-71-68 – 272 (-8)

PLAYER	POS.	SCORE	OFFICIAL MONEY	PLAYER	POS.	SCORE	OFFICIAL MONEY	PLAYER	POS.	SCORE	OFFICIAL MONEY									
Max Homa	67	66	71	68	272	1,620,000.00	Luke Donald	71	68	75	67	281	69,150.00	Peter Malnati	67	73	77	71	288	21,762.00
Matt Fitzpatrick	68	68	71	67	274	681,000.00	Austin Smotherman	68	71	73	69	281	69,150.00	Brendan Steele	68	70	78	72	288	21,762.00
Cameron Young	68	71	69	66	274	681,000.00	K.H. Lee	66	73	70	72	281	69,150.00	Joel Dahmen	64	75	76	73	288	21,762.00
Keegan Bradley	70	65	67	72	274	681,000.00	Denny McCarthy	65	69	74	73	281	69,150.00	Paul Barjon	65	74	76	73	288	21,762.00
Rory McIlroy	67	73	68	68	276	369,000.00	Matthew Wolff	65	73	70	73	281	69,150.00	Ben Martin	68	70	76	74	288	21,762.00
Stephan Jaeger	67	71	73	66	277	303,750.00	Justin Lower	68	70	76	68	282	55,012.50	Callum Tarren	65	74	77	73	289	20,790.00
Lanto Griffin	70	69	71	67	277	303,750.00	Matthew NeSmith	67	72	75	68	282	55,012.50	Abraham Ancer	69	68	76	76	289	20,790.00
Anirban Lahiri	68	68	70	71	277	303,750.00	Turk Pettit	67	72	71	72	282	55,012.50	Camilo Villegas	69	69	75	76	289	20,790.00
Stewart Cink	66	73	74	65	278	218,250.00	Luke List	68	66	74	74	282	55,012.50	Henrik Norlander	70	69	75	76	290	20,340.00
J.T. Poston	68	69	74	67	278	218,250.00	Russell Knox	68	72	72	71	283	47,925.00	Ben Kohles	67	72	75	76	290	20,340.00
Mackenzie Hughes	66	73	72	67	278	218,250.00	Troy Merritt	71	69	71	72	283	47,925.00	Martin Laird	70	69	76	76	291	20,070.00
Adam Schenk	69	68	73	68	278	218,250.00	Tyrrell Hatton	70	66	76	72	284	41,850.00	Kevin Chappell	70	69	79	75	293	19,800.00
Brian Harman	69	66	73	70	278	218,250.00	Michael Gligic	71	69	71	73	284	41,850.00	Dylan Wu	66	73	76	78	293	19,800.00
James Hahn	66	68	72	72	278	218,250.00	Scott Piercy	67	71	73	73	284	41,850.00	Michael Thompson	71	69	82	73	295	19,440.00
Chez Reavie	69	71	72	67	279	141,750.00	Si Woo Kim	67	72	70	75	284	41,850.00	Taylor Moore	69	71	79	76	295	19,440.00
Kurt Kitayama	67	67	76	69	279	141,750.00	Dawie van der Walt	69	70	76	70	285	33,750.00							
Nick Taylor	67	73	69	70	279	141,750.00	Russell Henley	68	72	74	71	285	33,750.00							
Jason Day	63	67	79	70	279	141,750.00	Rory Sabbatini	67	69	77	72	285	33,750.00							
Jhonattan Vegas	68	69	72	70	279	141,750.00	Tony Finau	69	69	74	73	285	33,750.00							
C.T. Pan	68	71	70	70	279	141,750.00	Hank Lebioda	68	70	73	74	285	33,750.00							
Sergio Garcia	67	71	74	68	280	98,100.00	Chase Seiffert	67	73	74	72	286	26,670.00							
Rickie Fowler	66	72	74	68	280	98,100.00	Dylan Frittelli	71	69	74	72	286	26,670.00							
Corey Connors	69	71	70	70	280	98,100.00	David Lingmerth	71	69	72	74	286	26,670.00							
Chad Ramey	69	66	73	72	280	98,100.00	Kelly Kraft	70	70	74	73	287	23,490.00							
Ryan Armour	72	67	76	66	281	69,150.00	Matt Kuchar	67	73	73	74	287	23,490.00							

The following players did not finish (C=cut, W=withdrew, DQ=disqualified)

C – 141- Austin Cook, Adam Long, William McGirt, Harry Higgs, Vaughn Taylor, Peter Uihlein, Jim Knous, Jonas Blixt, Sepp Straka, Charl Schwartzel, Jim Herman, Aaron Rai, Danny Lee. 142- Matthias Schwab, Hayden Buckley, Scott Gutschewski, Charley Hoffman, Cam Davis, Cameron Percy, Brandon Hagy, Doug Ghim, Francesco Molinari, Seamus Power, Andrew Putnam, Nick Watney. 143- Keith Mitchell, Matt Wallace, Brandon Wu, Ryan Blaum, Kramer Hickok, Marc Leishman, Tommy Gainey, Jared Wolfe. 144- Kevin Tway, Wesley Bryan, David Lipsky, Zach Johnson, Lee Hodges, Brett Drewitt. 145- Alex Smalley, Gary Woodland, Jason Dufner, Kiradech Aphibarnrat, David Skinnis, Drew Nesbitt, Norman Xiong, Webb Simpson, Matt Jones, Mark Hubbard, Adam Svensson. 146- Kevin Streelman, Vince Whaley, Joshua Creel, Jonathan Byrd, Brian Stuard, John Huh, Branden Grace, Brice Garnett, Satoshi Kodaira, Joseph Bramlett, Jacob Bridgeman. 147- Tyler Duncan, Patrick Reed, Sung Kang, Bo Hoag, Eugenio Chacarra, Brandon Matthews, Lucas Glover, Robert Garrigus, Nicholas Thompson, Seth Reeves, Bryson Nimmer, Greyson Sigg. 148- Chesson Hadley, Trey Mullinax, Bo Van Pelt, Roger Sloan, Richy Werenski, Doc Redman, Andrew Novak. 149- Bill Haas. 151- Max McGreevy, Johnson Wagner. 152- Gregory Odom, Jr. 153- Morgan Hoffmann. 154- Beau Hossler. 157- Larkin Gross. 158- Aaron Baddeley. **W** – 76- Nate Lashley. 76- Martin Trainer. 0- Curtis Thompson.

2023 Championship Summary



Quail Hollow Club

Charlotte, NC

Par: 35-36 – 71

Purse: \$20,000,000

Date: May 4-7, 2023

Yards: 7,538

LEADERS: First Round—Tommy Fleetwood opened with a 6-under-par 65 for a one-stroke lead over five players. Second Round—Tyrrell Hatton, Nate Lashley, and Wyndham Clark were all tied at 8-under, 134. Six players were one stroke back. Third Round—With an 8-under-par 63, Clark built a two-stroke lead over Xander Schauffele. Adam Scott and Hatton trailed by five.

CUT: 68 professionals at 1-under 141 from a field of 155 professionals and one amateur.

WEATHER: Thursday: Sunny. High of 72. Wind NW 5-10 mph. Friday: Partly cloudy. High of 75. Wind ENE 5-10 mph. Saturday: Partly cloudy. High of 75. Wind SW 5-10 mph. Sunday: Partly cloudy and breezy. High of 83. Wind WSW 10-15 mph.

WINNER: Wyndham Clark 67-67-63-68 – 265 (-19)

PLAYER	POS.	SCORE	OFFICIAL MONEY	PLAYER	POS.	SCORE	OFFICIAL MONEY	PLAYER	POS.	SCORE	OFFICIAL MONEY
Wyndham Clark		67 67 63 68 265	\$ 3,600,000.00	Stephan Jaeger		70 70 70 70 280	\$ 134,125.00	Trey Mullinax		70 69 71 74 284	\$ 51,222.22
Xander Schauffele		66 69 64 70 269	\$ 2,180,000.00	Taylor Moore		66 71 71 72 280	\$ 134,125.00	MJ Daffue		70 70 70 74 284	\$ 51,222.22
Harris English		71 66 66 69 272	\$ 1,180,000.00	Trace Crowe		70 70 69 71 280	\$ 134,125.00	Beau Hossler		68 69 72 75 284	\$ 51,222.22
Tyrrell Hatton		69 65 68 70 272	\$ 1,180,000.00	Mark Hubbard		72 69 67 72 280	\$ 134,125.00	Ryan Armour		70 71 75 69 285	\$ 46,200.00
Tommy Fleetwood		65 71 67 70 273	\$ 772,500.00	J.J. Spaun		68 67 72 73 280	\$ 134,125.00	Chris Kirk		67 71 73 74 285	\$ 46,200.00
Adam Scott		67 68 67 71 273	\$ 772,500.00	Doug Ghim		71 69 67 73 280	\$ 134,125.00	Sahith Theegala		67 74 71 73 285	\$ 46,200.00
Michael Kim		68 68 69 69 274	\$ 675,000.00	Nate Lashley		68 66 71 75 280	\$ 134,125.00	Justin Suh		72 69 73 72 286	\$ 44,600.00
Denny McCarthy		71 67 71 66 275	\$ 525,000.00	Adam Svensson		68 67 70 75 280	\$ 134,125.00	Cam Davis		71 70 73 72 286	\$ 44,600.00
K.H. Lee		66 70 71 68 275	\$ 525,000.00	Matt Fitzpatrick		69 70 72 70 281	\$ 99,600.00	Cameron Young		71 70 72 73 286	\$ 44,600.00
Max Homa		70 67 68 70 275	\$ 525,000.00	Chad Ramey		69 71 70 71 281	\$ 99,600.00	Keith Mitchell		69 71 71 75 286	\$ 44,600.00
Corey Connors		70 69 66 70 275	\$ 525,000.00	Keegan Bradley		70 69 69 73 281	\$ 99,600.00	Harrison Endycott		74 66 71 75 286	\$ 44,600.00
Sungjae Im		69 66 68 72 275	\$ 525,000.00	Ryan Palmer		66 72 70 73 281	\$ 99,600.00	Webb Simpson		71 67 77 72 287	\$ 43,000.00
Brendon Todd		71 68 65 71 275	\$ 525,000.00	Matthew NeSmith		67 71 69 74 281	\$ 99,600.00	Austin Eckroat		70 70 75 72 287	\$ 43,000.00
Jimmy Walker		72 68 68 68 276	\$ 355,000.00	Kramer Hickok		67 74 72 69 282	\$ 83,000.00	Callum Tarren		70 71 72 74 287	\$ 43,000.00
Rickie Fowler		71 68 68 69 276	\$ 355,000.00	Joseph Bramlett		72 69 72 69 282	\$ 83,000.00	Stewart Cink		71 66 78 74 289	\$ 42,200.00
Justin Thomas		68 67 70 71 276	\$ 355,000.00	Francesco Molinari		72 68 71 71 282	\$ 83,000.00	Nick Hardy		71 70 77 74 292	\$ 41,800.00
Gary Woodland		69 69 67 71 276	\$ 355,000.00	Hayden Buckley		72 67 73 71 283	\$ 69,000.00				
Kevin Streelman		66 71 70 70 277	\$ 285,000.00	Si Woo Kim		68 72 70 73 283	\$ 69,000.00				
Seamus Power		69 70 67 71 277	\$ 285,000.00	Akshay Bhatia		72 69 69 73 283	\$ 69,000.00				
Alex Smalley		73 65 68 71 277	\$ 285,000.00	Viktor Hovland		71 69 66 77 283	\$ 69,000.00				
Patrick Cantlay		67 71 71 69 278	\$ 235,000.00	Henrik Norlander		70 71 73 70 284	\$ 51,222.23				
Dylan Wu		72 65 69 72 278	\$ 235,000.00	Zac Blair		72 68 73 71 284	\$ 51,222.23				
Tony Finau		71 69 70 69 279	\$ 185,000.00	David Lingmerth		71 67 75 71 284	\$ 51,222.22				
Emiliano Grillo		67 73 68 71 279	\$ 185,000.00	Alejandro Tosti		75 66 72 71 284	\$ 51,222.22				
Tom Kim		67 73 68 71 279	\$ 185,000.00	Rory McIlroy		68 73 71 72 284	\$ 51,222.22				
Matt Kuchar		72 67 68 72 279	\$ 185,000.00	Sam Stevens		70 70 72 72 284	\$ 51,222.22				

The following players did not finish (C=cut, W=withdrew, DQ=disqualified)

C – 142- C.T. Pan, Sam Burns, Adam Schenk, Jason Day, Lucas Glover, Robert Streb, Justin Lower, Scott Piercy, Adam Hadwin, Aaron Rai, James Hahn, Carson Young. 143- Chesson Hadley, Eric Cole, Davis Thompson, Robby Shelton, Will Gordon, Adam Long, Lee Hodges, Nico Echavarria, J.T. Poston. 144- Danny Willett, Nick Watney, Alex Noren, Richy Werenski, Shane Lowry, Chez Reavie, Garrick Higgo, Troy Merritt. 145- Ben Taylor, Cameron Champ, Ben Griffin, Greyson Sigg, Jason Dufner, Max McGreevy, Harry Hall, Ryan Moore, Byeong Hun An, Erik van Rooyen, Joel Dahmen, Michael Thompson, Martin Laird, Matt Wallace, Russell Knox, Willie Mack III. 146- David Lipsky, Brian Harman, Collin Morikawa, Paul Haley II, S.H. Kim, Sepp Straka, Mackenzie Hughes, Doc Redman, Austin Greaser, Trevor Cone. 147- Patrick Rodgers, Austin Smotherman, Taylor Pendrith, Morgan Deneen, Ben Martin. 148- Kurt Kitayama, Ryan Cole, Marcus Byrd, Taylor Montgomery, Dylan Frittelli, Kevin Tway. 149- Jordan Spieth, Zach Johnson, Brent Grant, Jim Herman, Kelly Kraft, Ryan Gerard. 150- Rory Sabbatini, Tyler Duncan, Lanto Griffin, Sam Ryder, Luke List, Davis Riley. 151- Patton Kizzire. 152- Matthias Schwab, Pierceson Coody, Tyson Alexander, Austin Cook. 154- Andrew Landry, Danny Guise. 158- Quinn Riley. **W** – 0- Peter Malnati, Andrew Putnam.



WELLS FARGO CHAMPIONSHIP

AVIS PLAN ON US™



COURSE AMENITIES (T = Tee F = Fairway G = Green DR = Driving Range L = Lakeside)

SYMBOL	AMENITIES	LOCATIONS
+	Atrium Health First Aid	8F • 9G • 17G • Putting Green
🏠	Atrium Health Family Care Suite	9G Infant Feeding & Diaper Changing Station
i	Information	Main Entrance • 1T • 8T • 17G
👶	Kids Zone	Fan Village
🚻	Restrooms	Main Entrance • 1T • 3T • 6G • 8F • 9F • 10T • 10F • 13F • 15T • Fan Village • 17G
🇺🇸	Patriots Outpost	15T
🛍️	Merchandise	DR
🪑	Bleachers	DR • 1T • 5G • 9G • 10T • 12G • 13T
♿	Disabled Seating & Clubhouse Shuttle Drop-Off	Front Left of Clubhouse • 15G
📶	Mobile Charging Stations	DR • Customer Lounge • QC Village Fan Village
🚗	General Shuttles	Main Entrance
🎫	Ticket Office	Main Entrance
📺	ESPN BET Members Lounge	13G
⚽	adidas Golf	Fan Village
🏥	Ambassador Alley Presented by Atrium Health	Main Entrance
WF	The Range Presented by The Bank of Doing	Driving Range
WF	Wells Fargo Customer Lounge	1T

HOSPITALITY VENUES (SPECIAL TICKET REQUIRED FOR ACCESS)

🍷	Dining Chalet	15G • 17L • 17G • 18G
🍷	Marquee Row/ The View	18F
🍷	Champions Club	8G
🍷	Executive Club	17G
🍷	Green Mile Club	17T • 8T
🍷	BrightHouse Financial® Event Lawn	Behind Clubhouse
🍷	Queen City Club	1T • 17T
WF	Wells Fargo Customer Welcome Center	Main Entrance
🍷	The Nest	12G • 13T
🍷	Garden at the Turn	10F

FOOD & BEVERAGE

🍷	Classic Fare	8T • 9G • Event Hill • QC Village Fan Village
🍷	Drink Stands	Main Entrance • DR • 6G • 8T • 9T • 9G QC Village • 15T • Fan Village
🍷	Mixed Drinks	8T • 9G • Practice Facility
🍷	Dobel Tequila Bar	Event Hill
🍷	Tito's Stillhouse Lounge and Dock	QC Village
🍷	Franciscan Estate Wine Bar	17T
🍷	Bushmills Irish Whiskey Bar	Fan Village
🍷	RC Eatery	Event Hill
☕	Knowledge Perk Coffee	Driving Range • QC Village
🍷	Piedmont Pit BBQ	Practice Facility
🍷	Yafo Kitchen	Driving Range



MAY 6 - 12, 2024

WEATHER ALERT SCALE
WEATHER POLICY IN EFFECT

INCREASING WEATHER ALERTS INDICATE INCREASING RISK TO PLAYERS

- BE AWARE** - WEATHER POSSIBLE
- BE PREPARED** - WEATHER LIKELY
- TAKE ACTION** - WEATHER IMPACTING PLAY
- COURSE CLOSED** - PLAYERS NOT PERMITTED ON COURSE

MOBILE DEVICE & CELL PHONE POLICY

- Devices must be on silent at all times; flash may not be used.
- Devices may be used to capture video, audio and photos (content) in all areas.
- No live streaming or real-time coverage.
- Data use (e.g. texting) is permitted in all areas.
- Please be respectful of play and do not interfere with players, caddies or media.

CELL ZONE

Cell phone calls are only permitted in these designated areas

SHUTTLE ROUTE AVAILABILITY

SouthPark	Monday - Sunday only
Carowinds	Wednesday - Friday only
Ballantyne	Saturday & Sunday only



2024 PGA TOUR Schedule



FedExCup Regular Season (36 events)					
DATE	TOURNAMENT	GOLF COURSE(S) <i>(HOST IN ITALICS)</i>	LOCATION	COVERAGE	
J	1-7	The Sentry +	Plantation Course at Kapalua	Kapalua, Maui, Hawaii	GOLF, ESPN+, SXM
	8-14	Sony Open in Hawaii	Waialae Country Club	Honolulu, Hawaii	GOLF, ESPN+, SXM
	15-21	The American Express	PGA WEST (<i>Pete Dye Stadium Course, Nicklaus Tournament Course, La Quinta Country Club</i>)	La Quinta, California	GOLF, ESPN+, SXM
	22-27	Farmers Insurance Open (Saturday finish)	Torrey Pines Golf Course (<i>South Course, North Course</i>)	San Diego, California	CBS, GOLF, ESPN+, SXM
F	29-4	AT&T Pebble Beach Pro-Am +	<i>Pebble Beach Golf Links, Spyglass Hill Golf Course</i>	Pebble Beach, California	CBS, GOLF, ESPN+, SXM
	5-11	WM Phoenix Open	TPC Scottsdale (Stadium Course)	Scottsdale, Arizona	NBC, GOLF, ESPN+, SXM
	12-18	The Genesis Invitational +	The Riviera Country Club	Pacific Palisades, California	CBS, GOLF, ESPN+, SXM
	19-25	Mexico Open at Vidanta	Vidanta Vallarta	Vallarta, México	NBC, GOLF, ESPN+, SXM
M	26-3	The Classic in The Palm Beaches	PGA National Resort (The Champion)	Palm Beach Gardens, Florida	NBC, GOLF, ESPN+, SXM
	4-10	Arnold Palmer Invitational presented by Mastercard +	Arnold Palmer's Bay Hill Club & Lodge	Orlando, Florida	NBC, GOLF, ESPN+, SXM
	4-10	Puerto Rico Open	Grand Reserve Golf Club	Rio Grande, Puerto Rico	GOLF
	11-17	THE PLAYERS Championship	TPC Sawgrass (THE PLAYERS Stadium Course)	Ponte Vedra Beach, Florida	NBC, GOLF, ESPN+, SXM
	18-24	Valspar Championship	Innisbrook Resort (Copperhead Course)	Palm Harbor, Florida	NBC, GOLF, ESPN+, SXM
	25-31	Texas Children's Houston Open	Memorial Park Golf Course	Houston, Texas	NBC, GOLF, ESPN+, SXM
A	1-7	Valero Texas Open	TPC San Antonio (Oaks Course)	San Antonio, Texas	NBC, GOLF, ESPN+, SXM
	8-14	Masters Tournament #	Augusta National Golf Club	Augusta, Georgia	CBS, ESPN
	15-21	RBC Heritage +	Harbour Town Golf Links	Hilton Head Island, South Carolina	CBS, GOLF, ESPN+, SXM
	15-21	Corales Puntacana Championship	Puntacana Resort & Club (Corales Golf Course)	Punta Cana, Dominican Republic	GOLF
	22-28	Zurich Classic of New Orleans	TPC Louisiana	Avondale, Louisiana	CBS, GOLF, ESPN+, SXM
M	29-5	AT&T Byron Nelson	TPC Craig Ranch	McKinney, Texas	CBS, GOLF, ESPN+, SXM
	6-12	Wells Fargo Championship +	Quail Hollow Club	Charlotte, North Carolina	CBS, GOLF, ESPN+, SXM
	6-12	Myrtle Beach Classic	Dunes Golf & Beach Club	Myrtle Beach, South Carolina	GOLF
	13-19	PGA Championship #	Valhalla Golf Club	Louisville, Kentucky	CBS, ESPN
	20-26	Charles Schwab Challenge	Colonial Country Club	Fort Worth, Texas	CBS, GOLF, ESPN+, SXM
J	27-2	RBC Canadian Open	Hamilton Golf & Country Club	Hamilton, Ontario, Canada	CBS, GOLF, ESPN+, SXM
	3-9	the Memorial Tournament presented by Workday +	Muirfield Village Golf Club	Dublin, Ohio	CBS, GOLF, ESPN+, SXM
	10-16	U.S. Open #	Pinehurst Resort & Country Club (Course No. 2)	Village of Pinehurst, North Carolina	NBC, USA Network, Peacock
	17-23	Travelers Championship +	TPC River Highlands	Cromwell, Connecticut	CBS, GOLF, ESPN+, SXM
	24-30	Rocket Mortgage Classic	Detroit Golf Club	Detroit, Michigan	CBS, GOLF, ESPN+, SXM
J	1-7	John Deere Classic	TPC Deere Run	Silvis, Illinois	CBS, GOLF, ESPN+, SXM
	8-14	Genesis Scottish Open ^	The Renaissance Club	North Berwick, Scotland	CBS, GOLF, ESPN+, SXM
	8-14	TBA event	TBA	TBA	GOLF
	15-21	The Open Championship #	Royal Troon	Troon, South Ayrshire, Scotland	NBC, USA Network, Peacock
	15-21	Barracuda Championship	Tahoe Mountain Club (Old Greenwood)	Truckee, California	GOLF
	22-28	3M Open	TPC Twin Cities	Blaine, Minnesota	CBS, GOLF, ESPN+, SXM
A	29-4	Men's Olympic Golf Competition #	Le Golf National	Paris, France	GOLF
	5-11	Wyndham Championship	Sedgefield Country Club	Greensboro, North Carolina	CBS, GOLF, ESPN+, SXM
FedExCup Playoffs (3 events)					
	12-18	FedEx St. Jude Championship	TPC Southwind	Memphis, Tennessee	NBC, GOLF, ESPN+, SXM
	19-25	BMW Championship	Castle Pines Golf Club	Castle Rock, Colorado	NBC, GOLF, ESPN+, SXM
S	26-1	TOUR Championship	East Lake Golf Club	Atlanta, Georgia	NBC, GOLF, ESPN+, SXM
+ Signature Event # Not PGA TOUR Co-sponsored ^ Co-sanctioned with DP World Tour					